



三韩刀具

SANHAN TOOLS

宁波三韩精密刀具制造有限公司
Ningbo Sandhog Precision Tools Manufacturing Co., Ltd.

[Http://www.sandhogtools.com](http://www.sandhogtools.com)

TOOLS



三韩刀具
SANHAN TOOLS



SGTR2020-K16C _{7E}

PCLNR2525-M12 _{7H}

FSCLC1816R-09S _{7C}

TCLNR2525-M12 _{8K}

ACBNR2525-M12 _{7D}

ACKNR2020-K12



公司简介 Company Profile

宁波市三韩刀具制造有限公司位于“书藏古今，港通天下”的宁波，毗邻中国最大的深水良港—北仑港，距杭州、上海、苏州各为2小时左右车程，距宁波栎社机场仅16公里，海、陆、空交通都十分便利。

公司创立于2004年，经过6年多的发展，现已成为工贸一体，产销两旺，下辖宁波三韩精密刀具制造有限公司，宁波三韩进出口有限公司，宁波三韩合金材料有限公司和10家全国各地直销网点（沈阳、青州、西安、苏州、上海、温岭、宁波、余姚、慈溪、东莞长安）的股份制高新技术企业。

公司是目前国内最专业化生产数控车削刀具和螺纹刀片的私营制造企业，公司的生产规模、产品质量、管理体系、销售总量和品牌知名度均居国内行业前列；同时，公司还是中国机床工具总公司的成员单位，一直与国内机床行业保持着紧密的技术交流和合作，努力为中国制造行业提供更多更好的切削利器。

在公司人员方面，现有数控刀杆和刀片研发工程师7人，专业售后服务工程师10余人，生产一线职工70余人，直销网点销售人员及相关服务人员60余人；在三韩工厂生产方面，现有9条先进的数控生产线，建有配备精密检验仪器的一流测试中心，运用计算机ERP网络管理系统，实行数字化生产管理，刀具生产均采用国内独创的标准化工艺，大批量专业生产外圆、内孔、螺纹、切槽等数控车刀和钻削、铣削、镗削加工中心刀具系列。

公司于2009年底又创立了宁波三韩合金材料有限公司，引进了10条国内先进的数控刀片生产线，专业生产各种“速迈特”（SUPERMETALLOY）品牌的标准螺纹刀片、切槽刀片、铝合金刀片等数控刀片。

目前，三韩刀杆工厂和三韩刀片工厂正在密切合作，联合两边的研发能力，协同开发适合国内机械加工的高品质、高效率数控产品，敬请期待！

Ningbo Sanhan Tools Manufacture co., ltd, which is near the largest seaport—Beilunport in China, two hours driving from Hangzhou, Shanghai and Suzhou, 16 kms away from the ningbo airport, is located in the coastal city—Ningbo.

Established in 2004, after 6 years' s development, now we also have Ningbo Sanhan Tools Imp. & Exp. Co., ltd, Ningbo Sanhan Alloy Material co., ltd, meanwhile, 10 direct points of sale have formed over the whole china(shenyang, qingzhou, suzhou, shanghai, wenlin, ningbo, yuyao, cixi, dongguan), a joint-stock and high-tech company has already formed.

We are now the most professional manufacture for the cutting tools and threading inserts Private Enterprises. The scale of production, quality of products, management system, sales volume and brand awareness, are all in the front ranks; meanwhile, we are also member of the Chinese Machine and Tool Corporation, keeping in close touch with the machine tools field in tech-communicating and cooperation, trying our best to provide chinese manufacturing with as more as excellent cutting tools.

Now we have 7 engineers for reseaching tool holders and inserts, more than 10 after-sales engineers, 70 employees at the front-line for production, and 60 excellent salesmen and related service persons at the direct sale point spreading all over the main cities. Besides this, 9 advanced product lines with precise testing equipments and instruments will give us the most support. The application of PC' s ERP network management system and digital production management enable us to substantially manufacture turning, boring, thread, grooving and etc cutting tools, and drilling, milling and boring CNC cutting tool series.

At the end of 2009, Ningbo Sanhan Alloy Material co., ltd was established, 10 advanced production lines were introduced to specializing manufacturing all types of standardized threading inserts, grooving inserts, AL-Alloy inserts and etc inserts named "SUPERMETALLOYO" .

At present, the cooperation between Sanhan tools factory and Sanhan Alloy Material factory is under colse working, uniting both sides' research productivity to develop the suitable CNC tools with high-quality and high-efficiency, To be expected!



三韩刀具
SANHAN TOOLS

总目录 INDEX

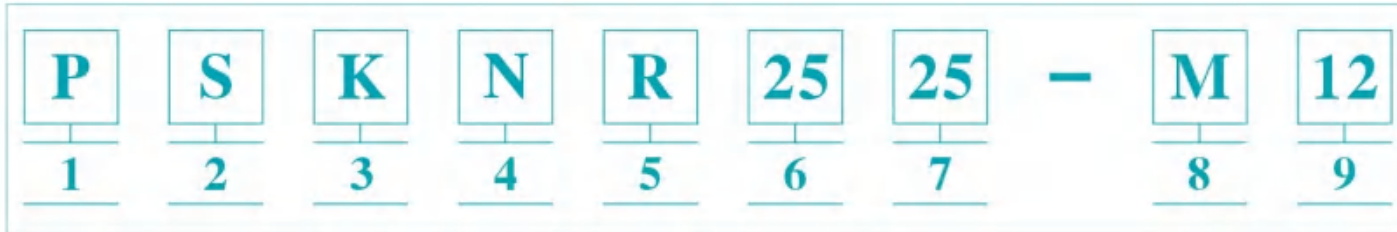
A 车削刀具 TURNING TOOLS A001-A137	外圆车刀系列	Turning Tool Holder	A001-A052
	内孔车刀系列	Boring Bar	A053-A104
	螺纹车刀系列	Threading Holder	A105-A108
	切槽车刀系列	Tool Holder For Grooving	A109-A124
	小刀夹系列	Cartridge	A125-A129
	轴承刀系列	Bearing Technical	A130-A137
B 铣削刀具 MILLING TOOL B001-B052	一体式刀杆	Integrated Arbor	B001-B005
	面铣刀盘	Face Milling	B006-B024
	铣刀杆	Milling	B025-B052
C 孔加工刀具 HOLE CUTTER C001-C013	钻削刀具	Fast Drill	C001-C005
	镗刀	Boring	C006-C013
D 刀片系列 INSERT D001-D023	螺纹刀片系列	Threading Holder	D001-D018
	切槽刀片系列	Vardex Ordering	D019-D023
E 铣削夹持具 ACCESSORIES E001-E027	刀柄	Mill Chuck	E001-E013
	配件	Fitting	E014-E027

A

外圆车刀系列 Turning tool holder

外圆车刀型号编码说明

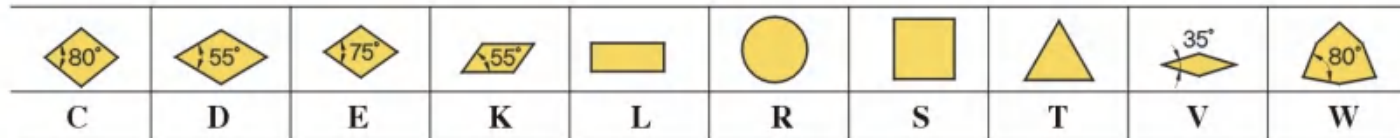
external tool holder code system



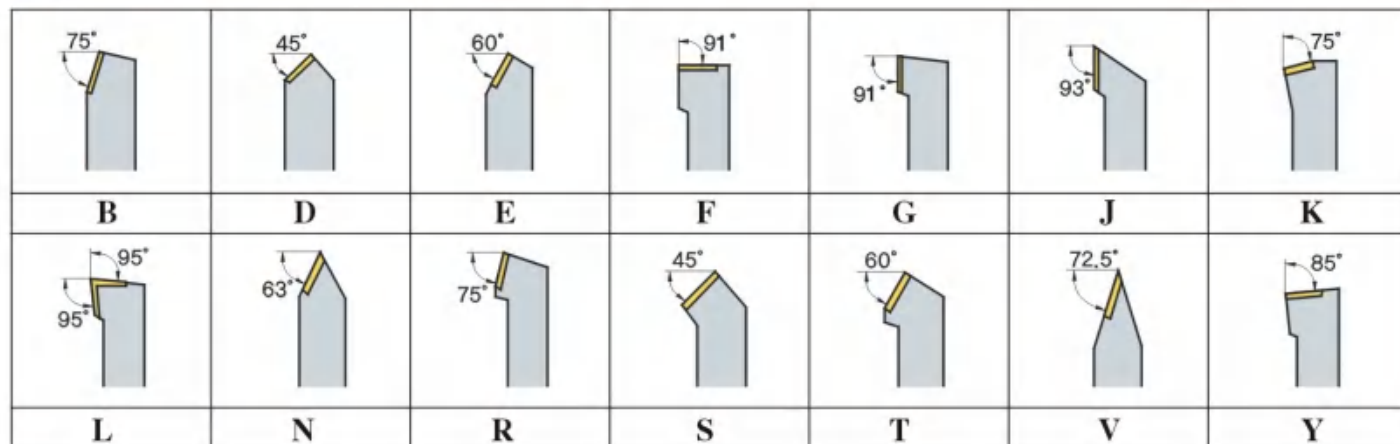
1 刀片夹紧方式 Clamping Method of inserts



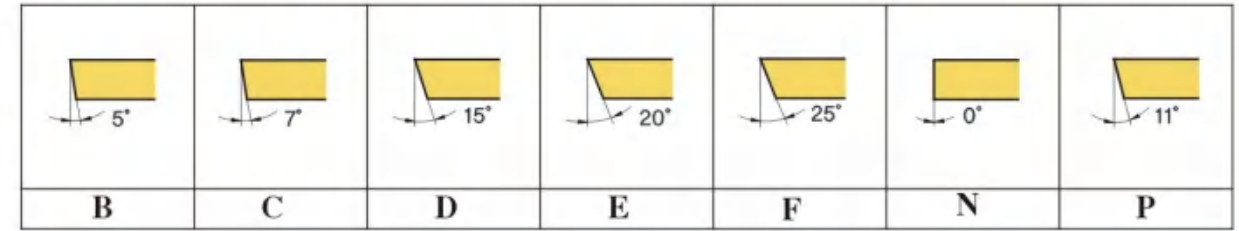
2 刀片形状 Insert Shape



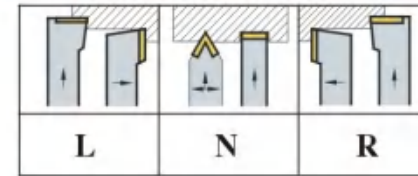
3 刀杆类型 Holder Style



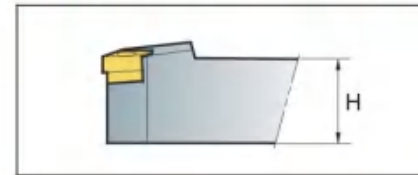
4 刀片后角 Clearance Angle of Inserts



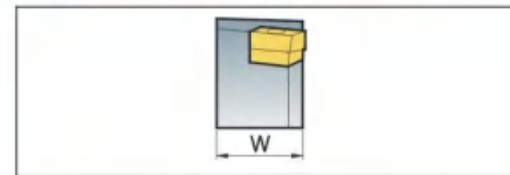
5 刀杆方向 Hand of Tool



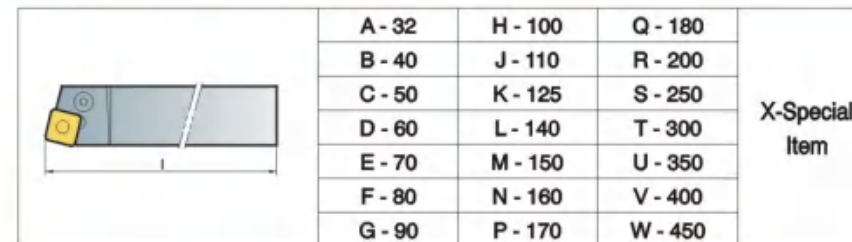
6 刀杆高度 Height of Shank



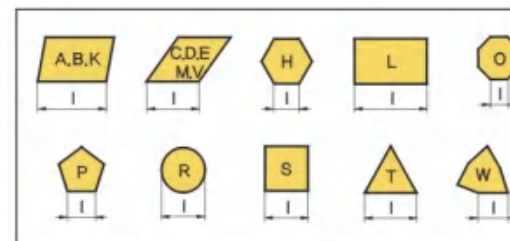
7 刀杆宽度 Width of Shank



8 刀杆长度 Length of Holder



9 切削刃长度 Length of Insert Cutting Edge

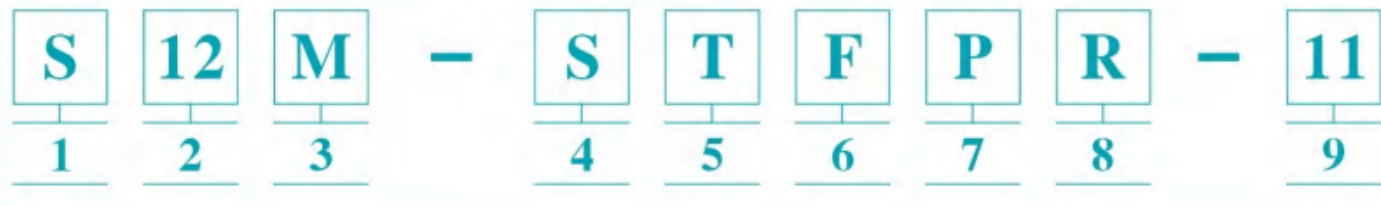


B

内孔车刀系列 Boring bar

内孔车刀型号编码说明

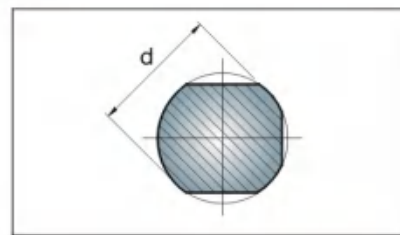
Boring bar code system



1 刀杆类型 Type of Bar

“A” 内冷孔钢刀杆
 “E” 硬质合金杆、钢制刀头、内冷孔
 “C” 硬质合金杆
 “S” 钢刀杆
 “X” 特殊刀杆

“A” Steel with coolant hole
 “E” Carbide bar with fixed steel head and coolant hole
 “C” Carbide shank
 “S” Steel shank
 “X” Special type

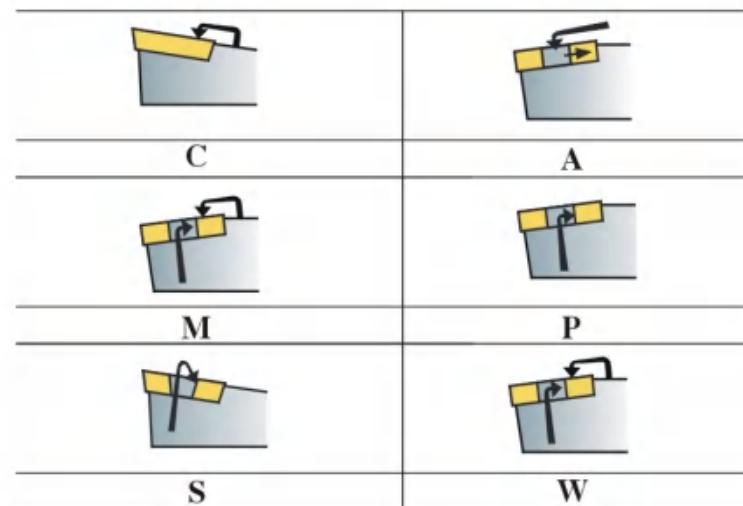


2 刀杆直径 Bar Diameter

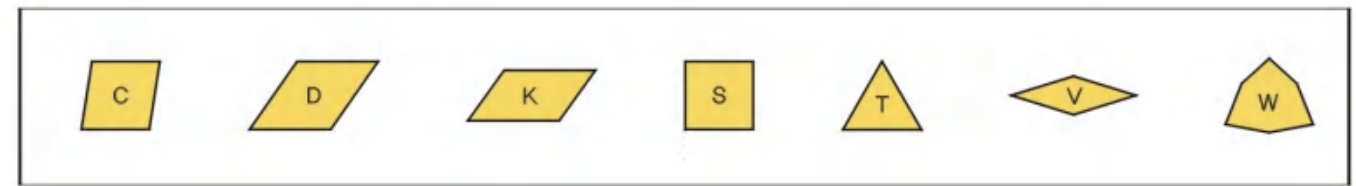
3 刀杆长度 Bar Length

长度 Length(L)	(mm)
H	100
J	110
K	125
M	150
N	160
Q	180
R	200
S	250
T	300
U	350
V	400
W	450
Y	500

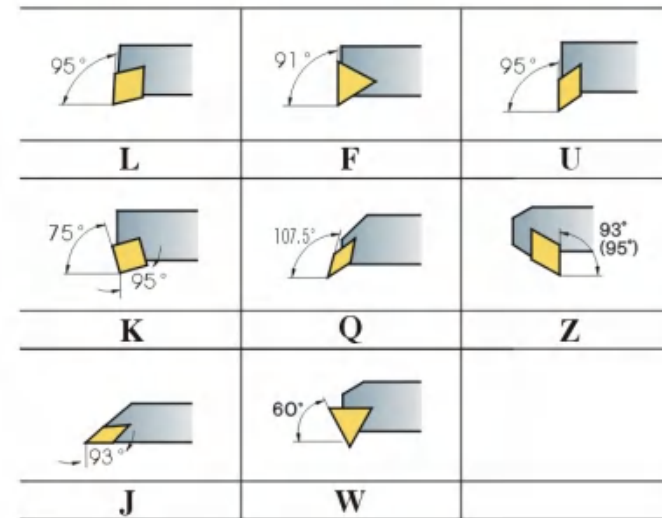
4 刀片夹紧方式 Method of Mounting Insert



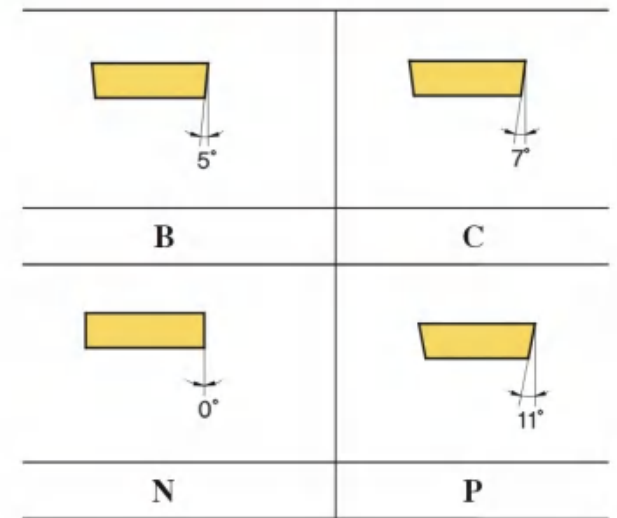
5 刀片形状 Insert Shape



6 刀杆偏角 Lead Angle of Boring Bar



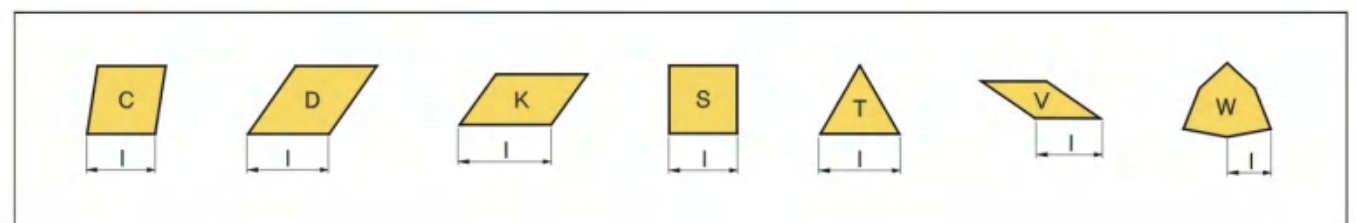
7 刀片后角 Relief Angle of Insert



8 刀杆方向 Hand of Bar



9 切削刃长度 Length of Cutting Edge



小刀夹型号编码说明

Cartridge code system

S **T** **F** **C** **R** **12** **C** **A** - **16**

1 2 3 4 5 6 7 8 9




1 S T F C R 12 C A - 16

刀片安装方法 Method of mounting insert

		
TOP CLAMPING 上压式夹紧	HOLE CLAMPING 销孔夹紧	SCREW ON 螺丝旋紧
C	P	S



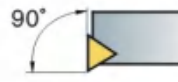
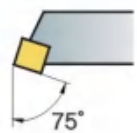
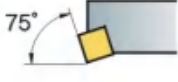
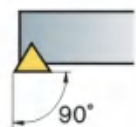

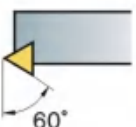
2 S T F C R 12 C A - 16

刀片形状 Insert Shape

		
C	S	T

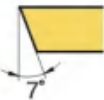
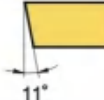
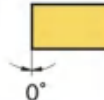
3 S T F C R 12 C A - 16

刀夹形式 Holder style

			
L	S	F	R
			
K	G	W	T

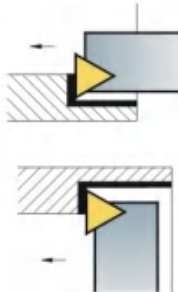
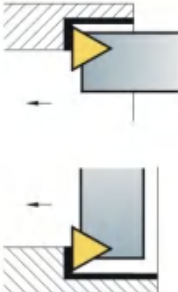
4 S T F C R 12 C A - 16

刀片后角 Relief angle of insert

		
C	P	N


5 S T F C R 12 C A - 16

刀夹方向 Hand of tool

	
R	L

6 S T F C R 12 C A - 16

切削刃高度 Height of cutting edge



7 S T F C R 12 C A - 16

刀夹编码 Cartridge code

C (cartridge)


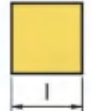

8 S T F C R 12 C A - 16

刀夹型号 Type of cartridge

A (ISO5611)

9 S T F C R 12 C A - 16

切削刃长度 Length of cutting edge

		
---	---	---

A

车削刀具系列目录

Turning Tools

Cutting Shape							
Designation	MCBNR/L	MCFNR/L	MCGNR/L	MCKNR/L	MCLNR/L	MCMNN	MCMNN-100
Approach angle	75°	91°	91°	75°	95°	50°	40°
Page	A001	A001	A002	A002	A003	A003	A004
Chamfering						●	●
Back turning							
Turning	●	●	●	●	●		●
Copying						●	●
Facing		●	●		●		

Cutting Shape							
Designation	MCSNR/L	MDJNR/L	MDPNN	MDQNR/L	MSBNR/L	MSDNN	MSKNR/L
Approach angle	45°	93°	62.5°	107.5°	75°	45°	75°
Page	A004	A005	A005	A006	A006	A007	A007
Chamfering	●		●			●	
Back turning		●	●	●			
Turning	●				●	●	●
Copying		●	●	●			
Facing	●						●

Cutting Shape							
Designation	MSSNR/L	MTBNR/L	MTENN	MTFNR/L	MTGNR/L	MTJNR/L	MTQNR/L
Approach angle	45°	75°	60°	91°	91°	93°	105°
Page	A008	A008	A009	A009	A010	A010	A011
Chamfering	●		●				
Back turning							
Turning	●	●	●	●	●	●	●
Copying			●			●	
Facing		●		●	●		●

Cutting Shape							
Designation	MVJNR/L	MVQNR/L	MVUNR/L	MNVNN	MWLNR/L		
Approach angle	93°	117.5°	95°	72.5°	95°		
Page	A011	A012	A012	A013	A013		
Chamfering							
Back turning	●	●	●				
Turning	●	●	●	●	●		
Copying	●	●	●	●			
Facing					●		

Cutting Shape							
Designation	WCLNR/L	WTJNR/L	WTENN	WTQNR/L	WWLNR/L		
Approach angle	95°	93°	60°	105°	95°		
Page	A014	A014	A015	A015	A016		
Chamfering			●				
Back turning							
Turning	●	●	●	●	●		
Copying		●					
Facing	●			●	●		

Cutting Shape							
Designation	PCKNR/L	PCLNR/L	PDJNR/L	PDNNR/L	PSBNR/L	PSDNN	PSKNR/L
Approach angle	75°	95°	93°	62.5°	75°	45°	75°
Page	A017	A017	A018	A018	A019	A019	A020
Chamfering				●	●	●	
Back turning							
Turning	●	●	●	●	●	●	●
Copying			●				
Facing	●						●

A

车削刀具系列目录

Turning Tools

Cutting Shape							
Designation	PSSNR/L	PTFNR/L	PTG(J)NR/L	PVLNR/L			
Approach angle	45°	91°	95°	91° (93°)			
Page	A020	A021	A021	A022			
Chamfering	●						
Backturning							
Turning	●	●	●	●			
Copying							
Facing		●		●			

Cutting Shape							
Designation	BCBNR/L	BCKNR/L	BCLNR/L	BCMNN	BCMNN-100	BDJNR	BDNN
Approach angle	75°	75°	95°	50°	40°	93°	62.5°
Page	A028	A028	A029	A029	A030	A030	A031
Chamfering				●	●		●
Backturning							
Turning	●	●	●	●	●	●	●
Copying							●
Facing							

Cutting Shape							
Designation	ACBNR/L	ACKNR/L	ACLNR/L	ADJNR/L	ADPNN	ASSNR/L	ATGNR/L ATJNR/L
Approach angle	75°	75°	95°	93°	60°	45°	91° (93°)
Page	A023	A023	A024	A024	A025	A025	A026
Chamfering	●				●	●	
Backturning							
Turning	●	●	●	●			●
Copying				●	●	●	
Facing		●					

Cutting Shape							
Designation	BTENN	BTGNR/L	BTJNR/L	BTQNR/L	BVJNR/L	BVQNR/L	BVVNN
Approach angle	60°	91°	93°	105°	93°	117.5°	72.5°
Page	A031	A032	A032	A033	A033	A034	A034
Chamfering	●						●
Backturning						●	
Turning		●	●	●	●	●	●
Copying	●		●	●	●	●	●
Facing							

Cutting Shape							
Designation	AVJNR/L	AVVNN	AVLNR/L				
Approach angle	93°	72.5°	95°				
Page	A026	A027	A027				
Chamfering		●					
Backturning							
Turning	●	●	●				
Copying	●	●					
Facing			●				

Cutting Shape							
Designation	BWLNR/L						
Approach angle	95°						
Page	A035						
Chamfering							
Backturning							
Turning	●						
Copying							
Facing	●						

A

车削刀具系列目录

Turning Tools

Cutting Shape							
Designation	SCACR/L	SCBCR/L	SCFCR/L	SCKCR/L	SCLCR/L	SCMCN-100	SCMCN
Approach angle	90°	75°	91°	75°	95°	40°	50°
Page	A036	A036	A037	A037	A038	A038	A039
Chamfering						●	●
Back turning							
Turning	●	●	●	●	●		
Copying			●			●	●
Facing				●	●		

Cutting Shape							
Designation	STGCR/L	STFCR/L	STJCR/L	STWCR/L	SVJBR/L-F SVJCR/L-F	SVJBR/L SVJCR/L	SVQBR/L
Approach angle	91°	91°	93°	60°	93°	93°	117.5°
Page	A046	A047	A047	A048	A048	A049	A050
Chamfering							
Back turning					●	●	●
Turning	●	●	●	●			●
Copying					●	●	●
Facing		●		●			

Cutting Shape							
Designation	SCSCR/L	SDACR/L	SDFCR/L	SDJCR/L	SDJCR/L-F	SDNCN	SDQCR/L
Approach angle	50°	90°	91°	93°	93°	62.5°	107.5°
Page	A039	A040	A040	A041	A041	A042	A042
Chamfering	●				●	●	
Back turning		●	●	●			
Turning		●	●	●	●		●
Copying	●	●	●	●		●	
Facing					●		●

Cutting Shape							
Designation	SVVBN	SVCN	SVUCR/L	SVUBR/L			
Approach angle	72.5°	72.5°	95°	95°			
Page	A051	A051	A052	A052			
Chamfering							
Back turning							
Turning			●	●			
Copying	●	●					
Facing			●	●			

Cutting Shape							
Designation	SRACR/L	SRDCN	SRGCR/L	SSBCR/L	SSDCN	SSKCR/L	SSSCR/L
Approach angle				75°	45°	75°	45°
Page	A043	A043	A044	A044	A045	A045	A046
Chamfering					●	●	●
Back turning							
Turning	●	●	●	●		●	●
Copying	●	●	●				●
Facing						●	

Cutting Shape							
Designation	MCFNR/L	MCKNR/L	MCLNR/L	MCWNR/L	MDQNR/L	MDUNR/L	MDZNR/L
Approach angle	91°	75°	95°	50°	107.5°	95°	93°
Page	A053	A053	A054	A054	A055	A055	A056
Chamfering				●			
Back turning						●	●
Turning	●	●	●	●	●	●	●
Copying					●	●	●
Facing			●				

A

车削刀具系列目录 Turning Tools

Cutting Shape							
Designation	MDWNR/L	MSKNR/L	MTFNR/L	MTFNR/L-R	MTJNR/L	MTUNR/L	MTUNR/L-R
Approach angle	62.5°	75°	91°	91°	117°	95°	95°
Page	A056	A057	A057	A058	A058	A059	A059
Chamfering	●						
Back turning							
Turning		●	●	●	●	●	●
Copying	●						
Facing		●			●		●

Cutting Shape							
Designation	PCLNR/L	PDUNR/L	PDWNR/L	PSKNR/L	PTFNR/L	PWLNR/L	
Approach angle	95°	95°	62.5°	75°	91°	95°	
Page	A065	A065	A066	A066	A067	A067	
Chamfering							
Back turning		●	●				
Turning	●			●	●	●	
Copying		●	●				
Facing	●			●		●	

Cutting Shape							
Designation	MTWNR/L	MTQNR/L	MVQNR/L	MVUNR/L	MVWNR/L	MVXNR/L	MWLNR/L
Approach angle	60°	105°	117.5°	95°	72.5°	139°	95°
Page	A060	A060	A061	A061	A062	A062	A063
Chamfering	●				●		
Back turning			●	●			
Turning	●	●	●	●	●	●	●
Copying			●	●	●	●	
Facing							●

Cutting Shape							
Designation	ACLNR/L	ADUNR/L	ASKNR/L	AWLNR/L			
Approach angle	95°	95°	75°	95°			
Page	A068	A068	A069	A069			
Chamfering							
Back turning		●					
Turning	●		●	●			
Copying		●					
Facing	●			●			

Cutting Shape						
Designation	WTQNR	WTUNR	WTJNR			
Approach angle	105°	95°	93°			
Page	A063	A064	A064			
Chamfering						
Back turning						
Turning	●	●	●			
Copying						
Facing			●			

Cutting Shape							
Designation	SCKCR/L	SCLCR/L	SCZCR/L	SDQCR/L	SDUCR/L	SDWCR/L	SDZCR/L
Approach angle	75°	95°	93°	107.5°	95°	62.5°	3°
Page	A070	A071	A072	A072	A073	A073	A074
Chamfering						●	
Back turning			●	●	●	●	●
Turning	●	●	●				●
Copying				●	●	●	
Facing		●					

A

车削刀具系列目录 Turning Tools

Cutting Shape							
Designation	SSKCR/L	SSSCR/L	SSSPR/L	STFCR/L	STFPR/L	STUCR/L	STUPR/L
Approach angle	75°	45°	45°	91°	91°	95°	95°
Page	A074	A075	A075	A076	A077	A078	A079
Chamfering							
Back turning		●	●				
Turning	●	●	●	●	●	●	●
Copying		●	●				
Facing	●						

Cutting Shape							
Designation	SCLCR/L	SCLPR/L	SDQCR/L	SDUCR/L	SDZCR/L	STUCR/L	STUPR/L
Approach angle	5°	5°	17.5°	95°	3°	5°	5°
Page	A088	A088	A089	A090	A091	A092	A093
Chamfering							
Back turning				●	●		
Turning	●	●	●	●	●	●	●
Copying				●	●		
Facing	●	●				●	●

Cutting Shape							
Designation	STWCR/L	SVJBR/L	SVJCR/L	SVQBR/L	SVQCR/L	SVXBR/L	SVXCR/L
Approach angle	60°	93°	93°	117.5°	117.5°	96°	96°
Page	A080	A081	A081	A082	A082	A083	A083
Chamfering	●						
Back turning	●			●	●		
Turning		●	●	●	●	●	●
Copying	●			●	●		
Facing		●	●			●	●

Cutting Shape							
Designation	SVJP(C)(B)/L	SVQBR/L	SVUCR/L	SVZBR/L	SWUBR/L		
Approach angle	52°	27.5°	3°	3°	3°		
Page	A094	A095	A096	A097	A098		
Chamfering							
Back turning	●		●	●			
Turning	●	●	●	●	●		
Copying	●			●			
Facing					●		

Cutting Shape							
Designation	SVUBR/L	SVUCR/L	SVWBR/L	SVWCR/L	SVZBR/L	SVZCR/L	SWLCR/L
Approach angle	95°	95°	72.5°	72.5°	93°	93°	95°
Page	A084	A084	A085	A085	A086	A086	A087
Chamfering			●				
Back turning	●	●	●	●	●	●	
Turning	●	●		●	●	●	●
Copying	●	●			●		
Facing							●

Cutting Shape							
Designation	SCLCR/L	SDQCR/L	SDUCR/L	STFPR/L	STFCR/L	STUPR/L	STUCR/L
Approach angle	95°	107.5°	95°	91°	91°	95°	95°
Page	A099	A099	A100	A100	A101	A101	A102
Chamfering							
Back turning		●	●				
Turning	●	●	●	●	●	●	●
Copying		●					
Facing	●						

A

车削刀具系列目录 Turning Tools

Cutting Shape						
Designation	SEXP	STFB	SWUB	SVNR		
Approach angle	100°	91°	93°			
Page	A1031	A103	A104	A104		
Chamfering						
Backturning						
Turning	●	●	●	●		
Copying						
Facing			●			

Cutting Shape							
Designation	SPH	MGEUR/L	JSTGR/L	SGBA/L, SWTR/L	PCHR/L	SFVCR	FGVH
Approach angle							
Page	A116	A117	A117	A118	A119	A119	A120
Chamfering							
Backturning							
Turning	●	●	●	●	●	●	●
Copying		●			●	●	●
Facing							

Cutting Shape						
Designation	SER/L	B-SER/L	SER/L-V	SER-U	SNR/L	SIR/L
Approach angle						
Page	A105	A105	A106	A106	A107	A108
Chamfering						
Backturning						
Turning	●	●	●	●	●	●
Copying						
Facing						

Cutting Shape							
Designation	FGHH	MGIVR/L	TTIR	JSTGR/L	GHV	SNGR/L	CSKPR/L
Approach angle							
Page	A121	A122	A123	A123	A124	A124	A125
Chamfering							
Backturning							
Turning	●	●	●	●	●	●	●
Copying	●	●					
Facing							

Cutting Shape							
Designation	MGEHR/L	TTER/L	MGE	CGWSR/L	SMBB	SPB	ZQ, QZQ
Approach angle							
Page	A0109	A110	A111	A112	A113	A114	A115
Chamfering							
Backturning							
Turning	●	●	●	●	●	●	●
Copying							
Facing							

Cutting Shape							
Designation	CTFPR/L	CTSPR/L	CTTPR/L	CTWPR/L	STTCR/L	STWCR/L	SSKCR/L
Approach angle							
Page	A125	A126	A126	A127	A127	A128	A128
Chamfering		●	●				
Backturning							
Turning	●	●	●	●	●	●	●
Copying							
Facing							

A

车削刀具系列目录

Turning Tools

Cutting Shape							
Designation	SSSCR/L	STFCR/L	CMSNR/L-F	CMSNR/L-B	SRGPR/L-E	SRGPR/L-F	SRCPR/L-B
Approach angle							
Page	A129	A129	A130	A130	A131	A131	A132
Chamfering			●	●			
Back turning							
Turning	●	●	●	●	●	●	●
Copying							
Facing						●	


Cutting Shape							
Designation	CSKPR/L	SSKPR/L	CKFNR	CKFNR	CSGNR	CSBNR	CSKNR
Approach angle							
Page	A132	A133	A133	A134	A134	A135	A135
Chamfering							
Back turning							
Turning	●	●	●	●	●	●	●
Copying							
Facing	●	●					

Cutting Shape							
Designation	CTGNR						
Approach angle							
Page	A136						
Chamfering							
Back turning							
Turning	●						
Copying							
Facing							

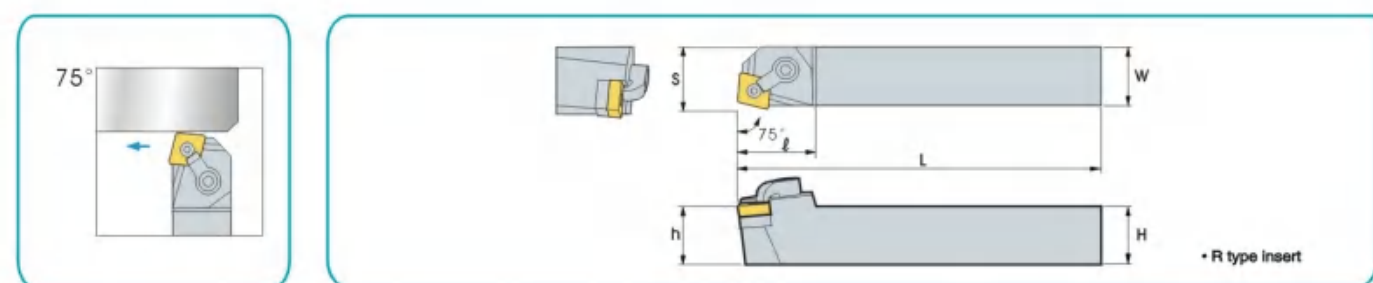
A 外园车刀系列

Turning tool holder

M

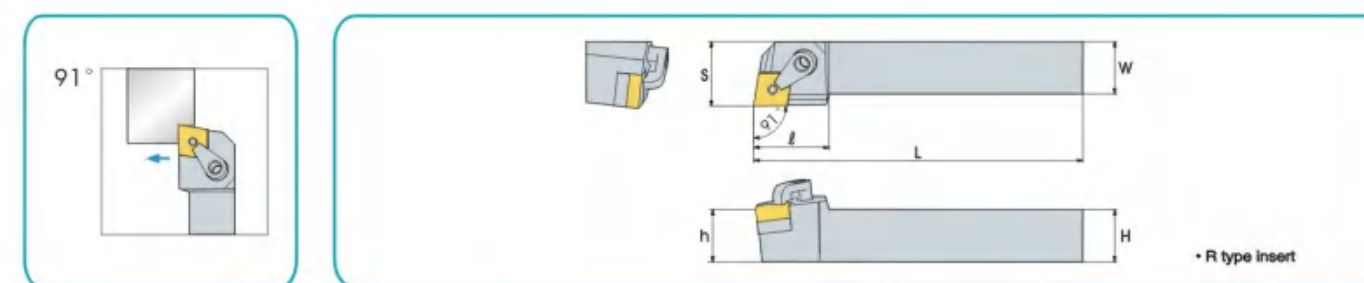


MCBNR/L



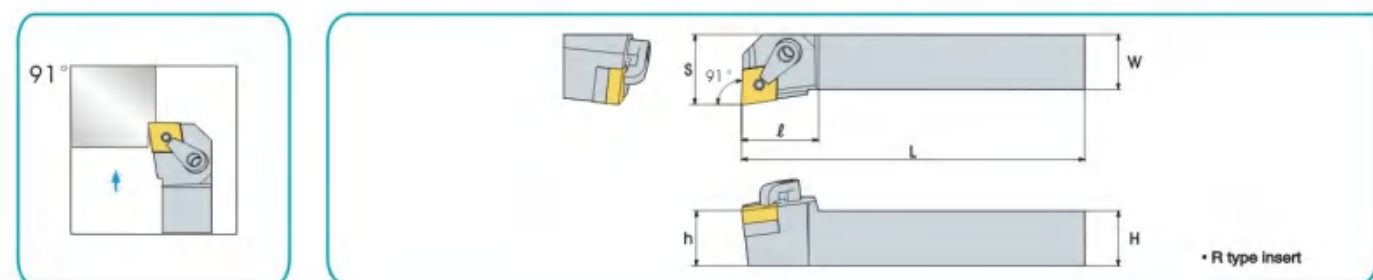
型号 Designation	库存 Stock		尺寸 Size						刀片 Inserts	刀垫 Shim	销钉 Pin	压板 Clamp	双头螺钉 Screw	扳手 Wrench	
	R	L	H	W	L	ℓ	h	s							
MCBNR/L2020K12	●	●	20	20	125	32	20	17							
2525M12	●	●	25	25	150	32	25	22	CN□□1204□□	MC1204	CTM617	HL1814	ML0625	L2.5,L3.0	
3232P12	●	●	32	32	170	32	32	27							
3232P16	●	●	32	32	170	40	32	27	CN□□1606□□	MC1604	CTM822	HL2217	ML0830	L3.0,L4.0	
3232P19	●	●	32	32	170	40	32	27	CN□□1906□□	MC1904	CTM1022	HL2217	ML0830	L4.0	

MCGNR/L



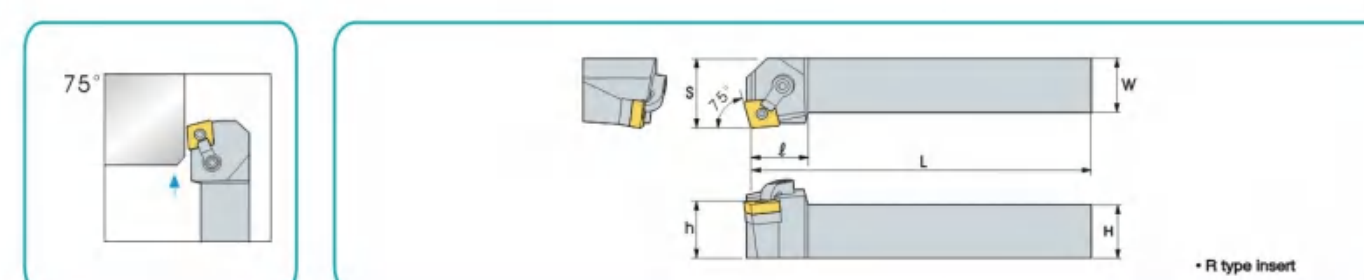
型号 Designation	库存 Stock		尺寸 Size						刀片 Inserts	刀垫 Shim	销钉 Pin	压板 Clamp	双头螺钉 Screw	扳手 Wrench
	R	L	H	W	L	ℓ	h	s						
MCGNR/L2020K12	●	●	20	20	125	32	20	25						
2525M12	●	●	25	25	150	32	25	32	CN□□1204□□	MC1204	CTM617	HL1814	ML0625	L2.5,L3.0
3232P12			32	32	170	32	32	40						
3232P16			32	32	170	36	32	40	CN□□1606□□	MC1604	CTM822	HL2217	ML0830	L3.0,L4.0
3232P19	●	●	32	32	170	38	32	40	CN□□1906□□	MC1904	CTM1022	HL2217	ML0830	L4.0

MCFNR/L



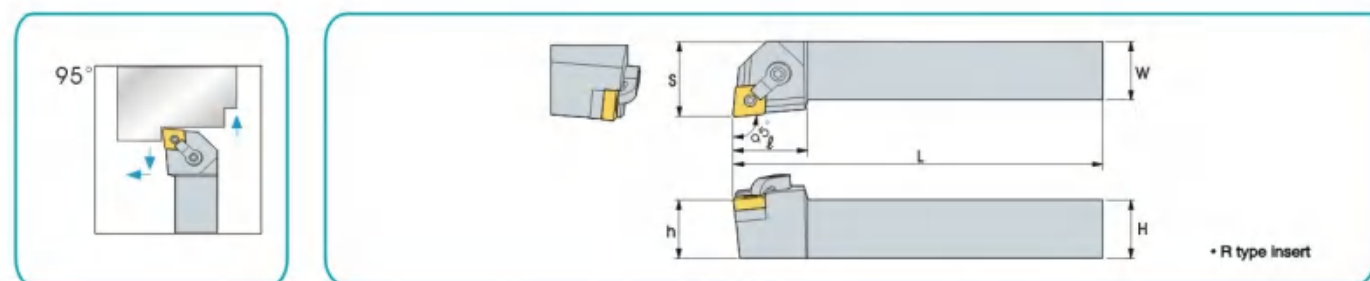
型号 Designation	库存 Stock		尺寸 Size						刀片 Inserts	刀垫 Shim	销钉 Pin	压板 Clamp	双头螺钉 Screw	扳手 Wrench
	R	L	H	W	L	ℓ	h	s						
MCFNR/L2020K12	●		20	20	125	32	20	25						
2525M12	●		25	25	150	32	25	32	CN□□1204□□	MC1204	CTM617	HL1814	ML0625	L2.5,L3.0
3232P12			32	32	170	32	32	40						

MCKNR/L



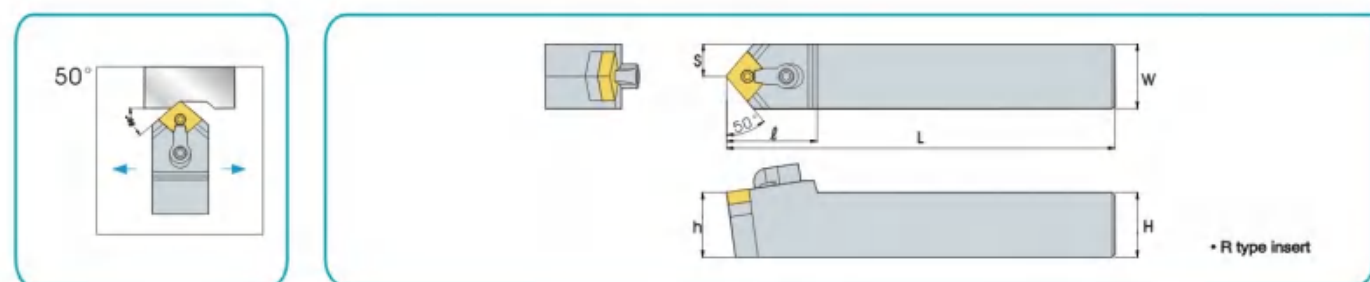
型号 Designation	库存 Stock		尺寸 Size						刀片 Inserts	刀垫 Shim	销钉 Pin	压板 Clamp	双头螺钉 Screw	扳手 Wrench
	R	L	H	W	L	ℓ	h	s						
MCKNR/L2020K12	●	●	20	20	125	32	20	25						
2525M12	●	●	25	25	150	32	25	32	CN□□1204□□	MC1204	CTM617	HL1814	ML0625	L2.5,L3.0
3232P12	●	●	32	32	170	32	32	40						
3232P16			32	32	170	36	32	40	CN□□1606□□	MC1604	CTM822	HL2217	ML0830	L3.0,L4.0
3232P19	●	●	32	32	170	36	32	40	CN□□1906□□	MC1904	CTM1022	HL2217	ML0830	L4.0

MCLNR/L



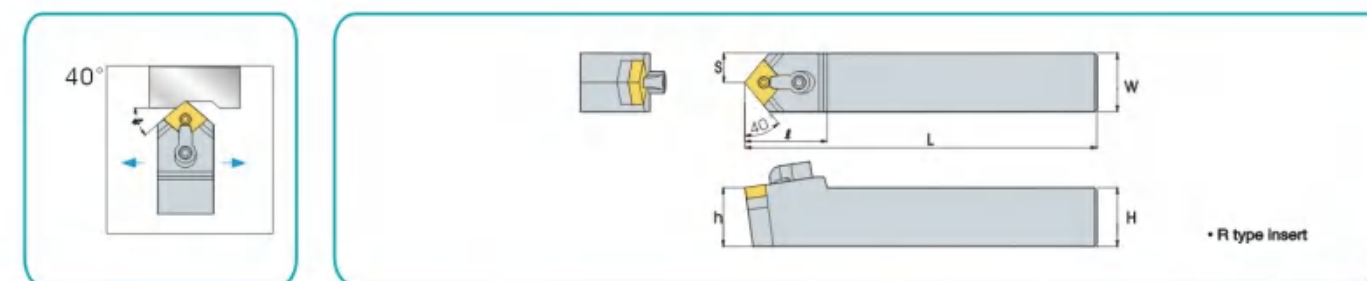
型号 Designation	库存 Stock		尺寸 Size						刀片 Inserts	刀垫 Shim	销钉 Pin	压板 Clamp	双头螺钉 Screw	扳手 Wrench	
	R	L	H	W	L	ℓ	h	s							
MCLNR/L1616H12	●	●	16	16	100	32	16	20							
2020K12	●	●	20	20	125	32	20	25	CN□□1204□□	MC1204	CTM617	HL1814	ML0625	L2.5,L3.0	
2525M12	●	●	25	25	150	32	25	32							
3232P12	●	●	32	32	170	32	32	40							
2525M16	●	●	25	25	150	35	25	32	CN□□1606□□	MC1604	CTM822	HL2217	ML0830	L3.0,L4.0	
3232P16	●	●	32	32	170	35	32	40							
3232P19	●	●	32	32	170	36	32	40	CN□□1906□□	MC1904	CTM1022	HL2217	ML0830	L4.0	
4040R19	●	●	40	40	200	36	40	50							

MCMNN



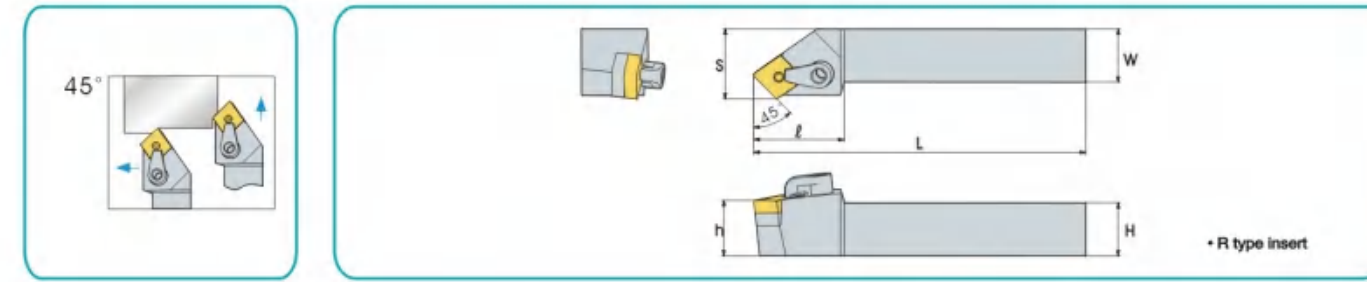
型号 Designation	库存 Stock		尺寸 Size						刀片 Inserts	刀垫 Shim	销钉 Pin	压板 Clamp	双头螺钉 Screw	扳手 Wrench	
	R	L	H	W	L	ℓ	h	s							
MCMNN 2020K12	●		20	20	125	35	20	10							
2525M12	●		25	25	150	35	25	12.5	CN□□1204□□	MC1204	CTM617	HL1814	ML0625	L2.5,L3.0	
3232P12			32	32	170	35	32	16							
2525M16			25	25	150	42	25	12.5	CN□□1606□□	MC1604	CTM822	HL2217	ML0830	L3.0,L4.0	

MCMNN-100



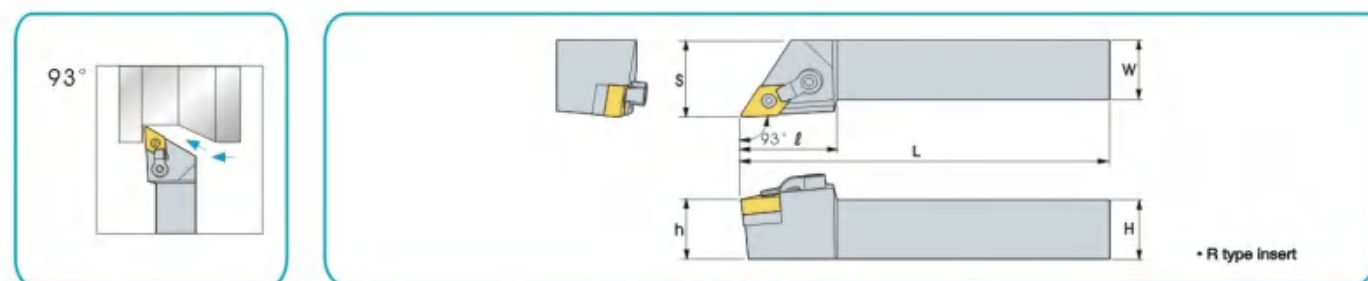
型号 Designation	库存 Stock		尺寸 Size						刀片 Inserts	刀垫 Shim	销钉 Pin	压板 Clamp	双头螺钉 Screw	扳手 Wrench	
	R	L	H	W	L	ℓ	h	s							
MCMNN 2020K12-100	●		20	20	125	35	20	10							
2525M12-100	●		25	25	150	35	25	12.5	CN□□1204□□	MC1204	CTM617	HL1814	ML0625	L2.5,L3.0	
3232P12-100			32	32	170	35	32	16							
2525M16-100			25	25	150	42	25	12.5	CN□□1606□□	MC1604	CTM822	HL2217	ML0830	L3.0,L4.0	
3232P16-100			32	32	170	42	32	16							

MCSNR/L



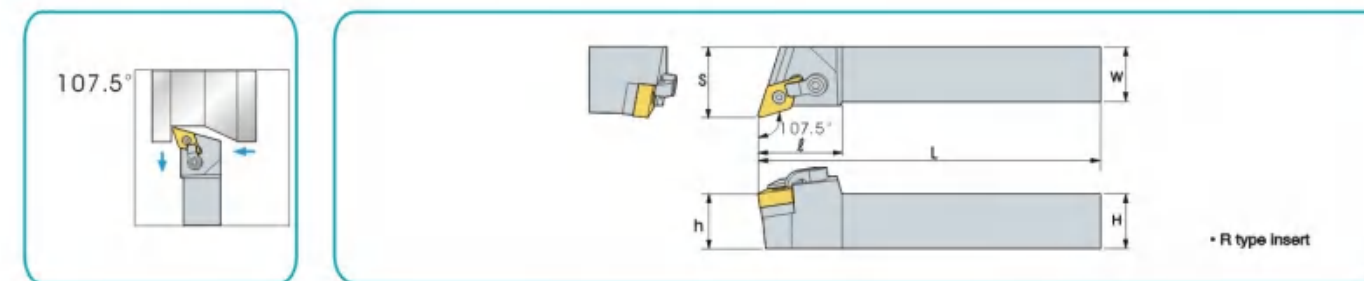
型号 Designation	库存 Stock		尺寸 Size						刀片 Inserts	刀垫 Shim	销钉 Pin	压板 Clamp	双头螺钉 Screw	扳手 Wrench	
	R	L	H	W	L	ℓ	h	s							
MCSNR/L2020K12	●		20	20	125	32	20	25							
2525M12	●		25	25	150	32	25	32	CN□□1204□□	MC1204	CTM617	HL1814	ML0625	L2.5,L3.0	
3232P12			32	32	170	32	32	40							
3232P19			32	32	170	36	32	40	CN□□1906□□	MC1904	CTM1022	HL2217	ML0830	L4.0	

MDJNR/L



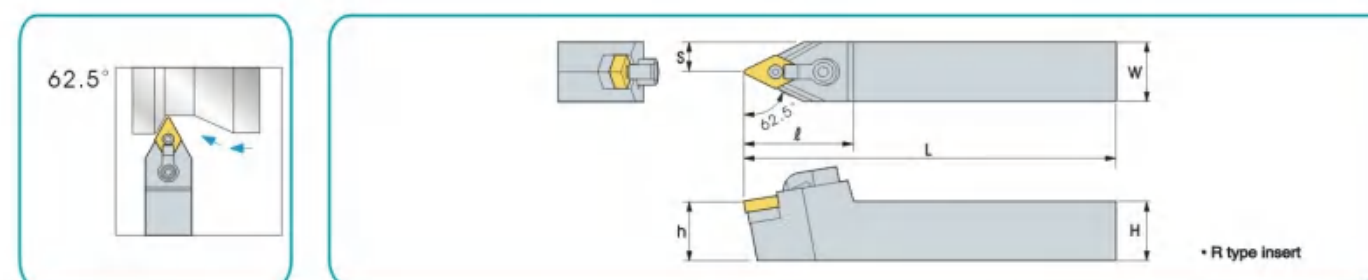
型号 Designation	库存 Stock		尺寸 Size						刀片 Inserts	刀垫 Shim	销钉 Pin	压板 Clamp	双头螺钉 Screw	扳手 Wrench	
	R	L	H	W	L	ℓ	h	s							
MDJNR/L 1616H11	●	●	16	16	100	32	16	20							
2020K11	●	●	20	20	125	32	20	25	DN□□1104□□MD1103	CTM513	HL2114	ML0625	L2.0,L3.0		
2525M11	●	●	25	25	150	32	25	32							
2020K15	●	●	20	20	125	38	20	25							
2525M15	●	●	25	25	150	38	25	32	DN□□1504□□MD1506 DN□□1506□□MD1504	CTM619	HL2114	ML0625	L2.5,L3.0		
3232P15	●	●	32	32	170	38	32	40							

MDQNR/L



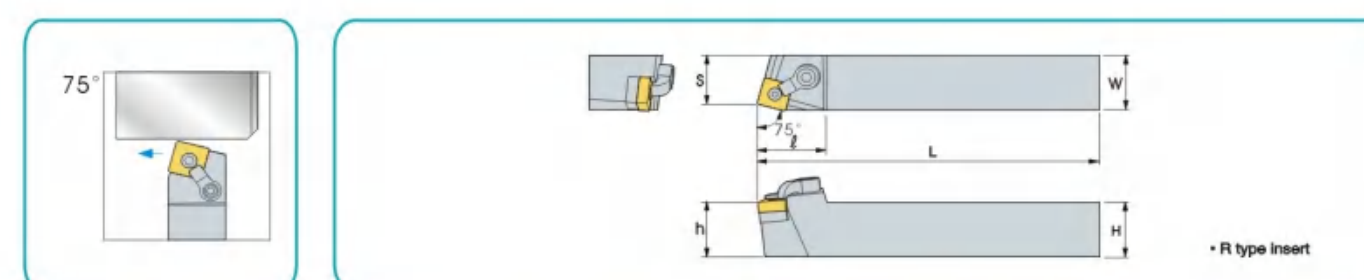
型号 Designation	库存 Stock		尺寸 Size						刀片 Inserts	刀垫 Shim	销钉 Pin	压板 Clamp	双头螺钉 Screw	扳手 Wrench
	R	L	H	W	L	ℓ	h	s						
MDQNR/L 1616H11	●	●	16	16	100	30	16	20						
2020K11	●	●	20	20	125	30	20	25	DN□□1104□□MD1103	CTM513	HL1814	ML0625	L2.0,L3.0	
2525M11	●	●	25	25	150	30	25	32						
2020K15	●	●	20	20	125	36	20	25						
2525M15	●	●	25	25	150	36	25	32	DN□□1504□□MD1506 DN□□1506□□MD1504	CTM619	HL2114	ML0625	L2.5,L3.0	
3232P15	●	●	32	32	170	36	32	40						

MDPNN



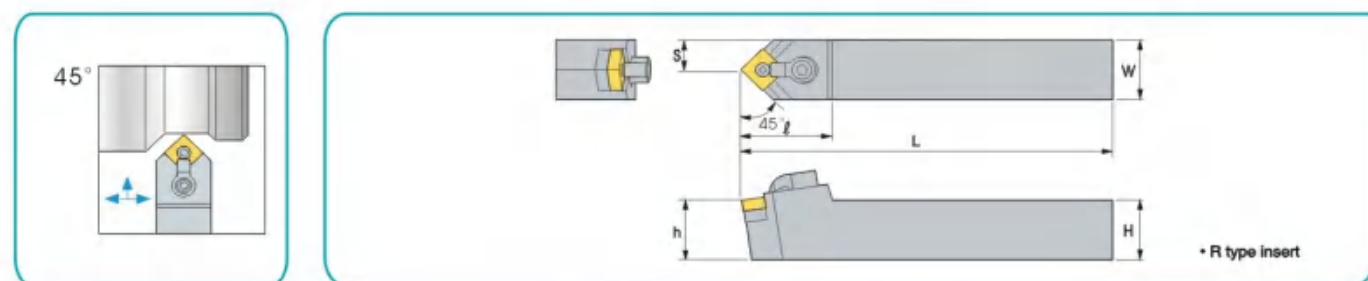
型号 Designation	库存 Stock		尺寸 Size						刀片 Inserts	刀垫 Shim	销钉 Pin	压板 Clamp	双头螺钉 Screw	扳手 Wrench
	R	L	H	W	L	ℓ	h	s						
MDPNN/L1616H11	●		16	16	100	35	16	8						
2020K11	●		20	20	125	37	20	10	DN□□1104□□MD1103	CTM513	HL2114	ML0625	L2.0,L3.0	
2020K15	●		20	20	125	44	20	10	DN□□1504□□MD1506	CTM619	HL2114	ML0625	L2.5,L3.0	
2525M15	●		25	25	150	44	25	12.5	DN□□1506□□MD1504					

MSBNR/L



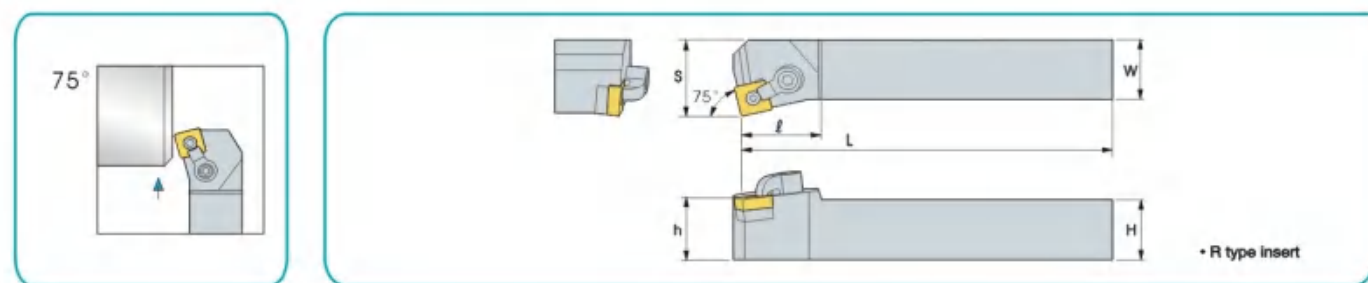
型号 Designation	库存 Stock		尺寸 Size						刀片 Inserts	刀垫 Shim	销钉 Pin	压板 Clamp	双头螺钉 Screw	扳手 Wrench
	R	L	H	W	L	ℓ	h	s						
MSBNR/L 2020K12	●	●	22	22	125	32.5	20	17						
2525M12	●	●	25	25	150	32.5	25	22	SN□□1204□□MS1204	CTM617	HL1814	ML0625	L2.5,L3.0	
3232P12	●	●	32	32	170	32.5	32	27						
3232P19	●	●	32	32	170	40	30	27	SN□□1906□□MS1904	CTM1022	HL2217	ML0830	L4.0	
4040R19	●		40	40	200	40	40	35						

MSDNN



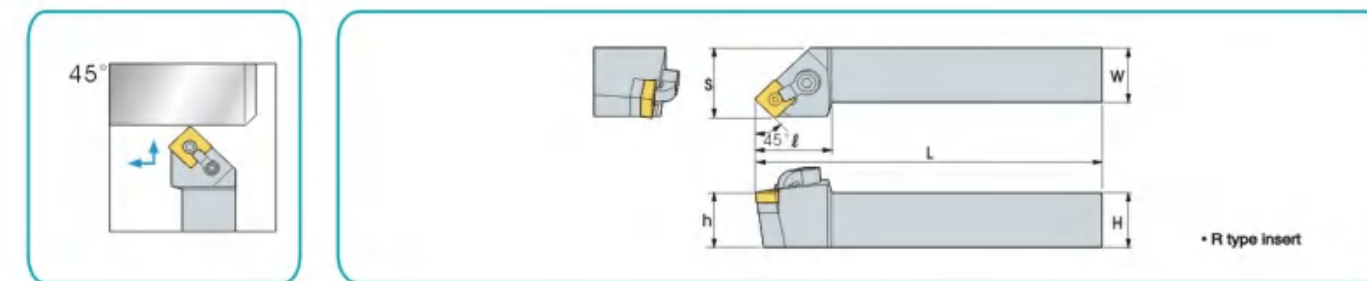
型号 Designation	库存 Stock		尺寸 Size						刀片 Inserts	刀垫 Shim	销钉 Pin	压板 Clamp	双头螺钉 Screw	扳手 Wrench
	R	L	H	W	L	ℓ	h	s						
MSDNN 1616H12	●		16	16	100	34	16	8	SN□□1204□□MS1204		CTM617	HL1814	ML0625	L2.5,L3.0
2020K12	●		20	20	125	34	20	10						
2525M12	●		25	25	150	34	25	12.5						
3232P12	●		25	25	170	34	32	16						
2525M15	●		25	25	150	40	25	12.5	SN□□1506□□MS1504	CTM0822	HL2217	ML0830	L3.0,4.0	
3232P15	●		32	32	170	40	32	16						
3232P19	●		32	32	170	40	32	16	SN□□1906□□MS1904	CTM1022	HL2217	ML0830	L4.0	
4040R19	●		40	40	200	40	40	20						

MSKNR/L



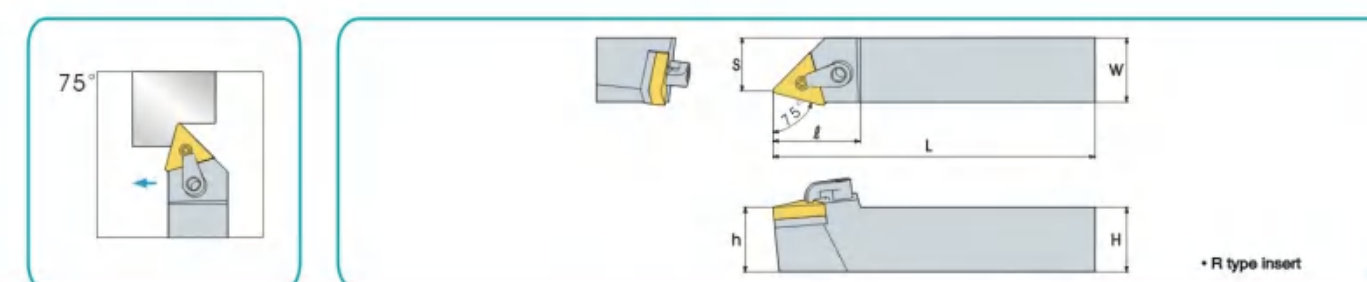
型号 Designation	库存 Stock		尺寸 Size						刀片 Inserts	刀垫 Shim	销钉 Pin	压板 Clamp	双头螺钉 Screw	扳手 Wrench
	R	L	H	W	L	ℓ	h	s						
MSKNR/L 2020K12	●	●	20	20	125	29	20	25	SN□□1204□□MS1204		CTM617	HL1814	ML0625	L2.5,L3.0
2525M12	●	●	25	25	150	29	25	32						
2525M15	●	●	25	25	150	32	25	32	SN□□1506□□MS1504	CTM822	HL2217	ML0625	L3.0,L4.0	
3232P15	●		32	32	170	32	32	40						
3232P19	●	●	32	32	170	36	32	40	SN□□1906□□MS1904	CTM1022	HL2217	ML0625	L4.0	
4040R19			40	40	200	40	40	50						

MSSNR/L



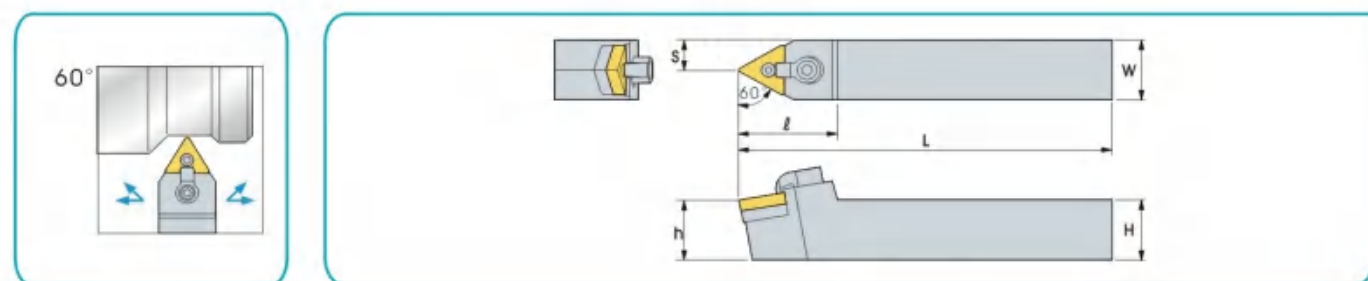
型号 Designation	库存 Stock		尺寸 Size						刀片 Inserts	刀垫 Shim	销钉 Pin	压板 Clamp	双头螺钉 Screw	扳手 Wrench
	R	L	H	W	L	ℓ	h	s						
MSSNR/L 2020L12	●	●	20	20	125	34	20	25	SN□□1204□□MS1204		CTM617	HL1814	ML0625	L2.5,L3.0
2525M12	●	●	25	25	150	34	25	32						
3232P12	●	●	32	32	170	34	32	40						
2525M15	●	●	25	25	150	36	25	32	SN□□1506□□MS1504	CTM0822	HL2217	ML0830	L3.0,4.0	
3232P15	●	●	32	32	170	45	32	40						
3232P19	●	●	32	32	170	50	32	40	SN□□1904□□MS1904	CTM1022	HL2217	ML0830	L4.0	
4040R19	●	●	40	40	200	50	40	50						

MTBNR/L



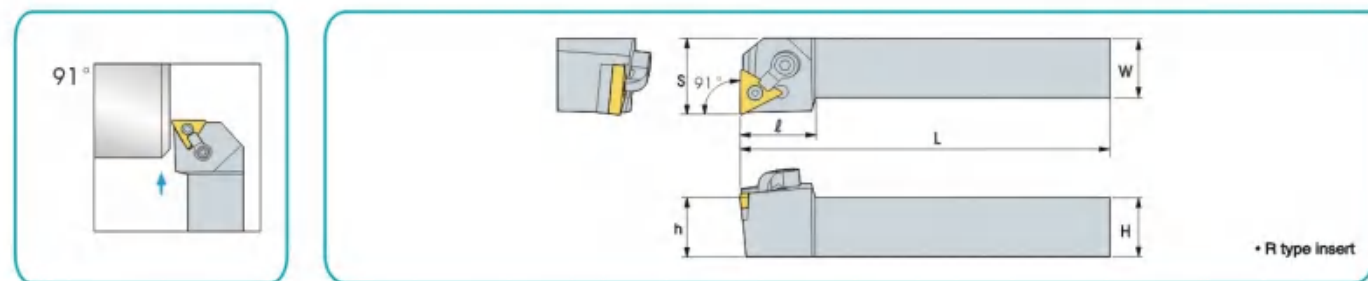
型号 Designation	库存 Stock		尺寸 Size						刀片 Inserts	刀垫 Shim	销钉 Pin	压板 Clamp	双头螺钉 Screw	扳手 Wrench
	R	L	H	W	L	ℓ	h	s						
MTBNR/L 2020K16	●		20	20	125	26	20	15.5	TN□□1604□□MT1603		CTM513	HL1814	ML0625	L2.0,L3.0
2525M16	●		25	25	150	26	25	20.5						

MTENN



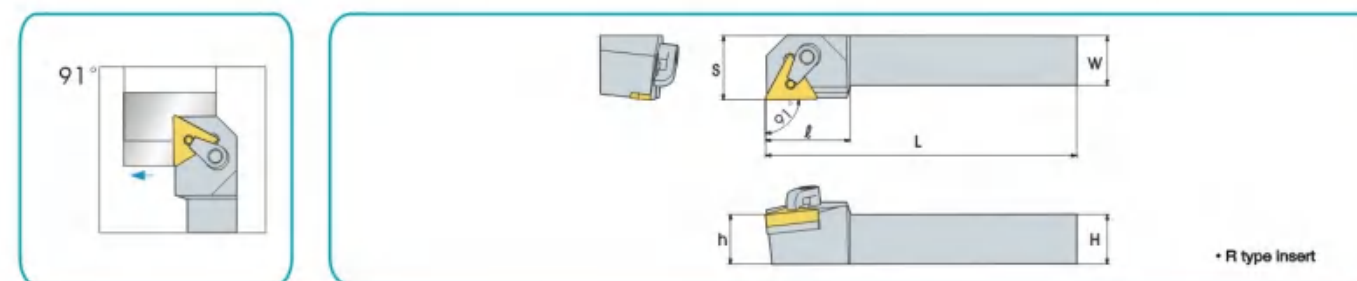
型号 Designation	库存 Stock		尺寸 Size						刀片 Inserts	刀垫 Shim	销钉 Pin	压板 Clamp	双头螺钉 Screw	扳手 Wrench	
	R	L	H	W	L	ℓ	h	s							
MTENN 1616H16	●		16	16	100	35	16	8							
2020K16	●		20	20	125	35	20	10							
2525M16	●		25	25	150	35	25	12.5	TN□□1604□□	MT1603	CTM513	HL1814	ML0625	L2.0,L3.0	
3232P16	●		32	32	170	35	32	16							
4040R16			40	40	200	35	40	20							
2525M22	●		25	25	150	38	25	12.5							
3232P22	●		32	32	170	38	32	16	TN□□2204□□	MT2204	CTM617	HL1917	ML0830	L2.5,L4.0	

MTFNR/L



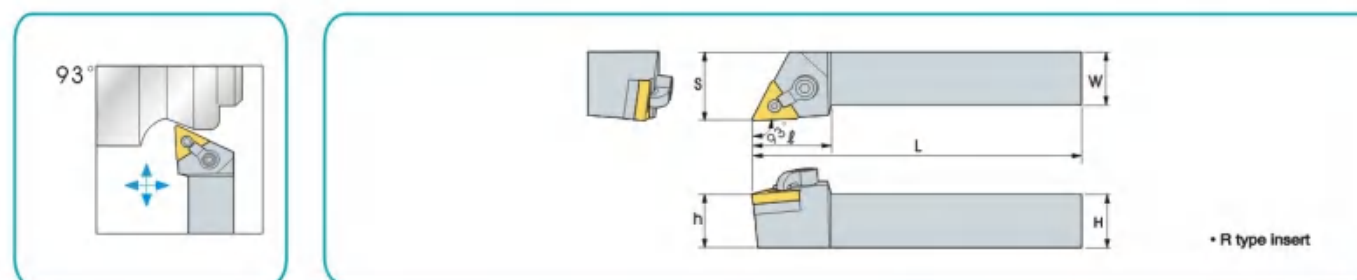
型号 Designation	库存 Stock		尺寸 Size						刀片 Inserts	刀垫 Shim	销钉 Pin	压板 Clamp	双头螺钉 Screw	扳手 Wrench	
	R	L	H	W	L	ℓ	h	s							
MTFNR/L 1616H16	●	●	16	16	100	28	16	20							
2020K16	●	●	20	20	125	28	20	25							
2525M16	●	●	25	25	150	28	25	32	TN□□1604□□	MT1603	CTM513	HL1814	ML0625	L2.0,L3.0	
3232P16			32	32	170	28	32	40							
2525M22			25	25	150	32	25	32							
3232P22			32	32	170	32	32	40	TN□□2204□□	MT2204	CTM617	HL1917	ML0830	L2.5,L4.0	

MTGNR/L



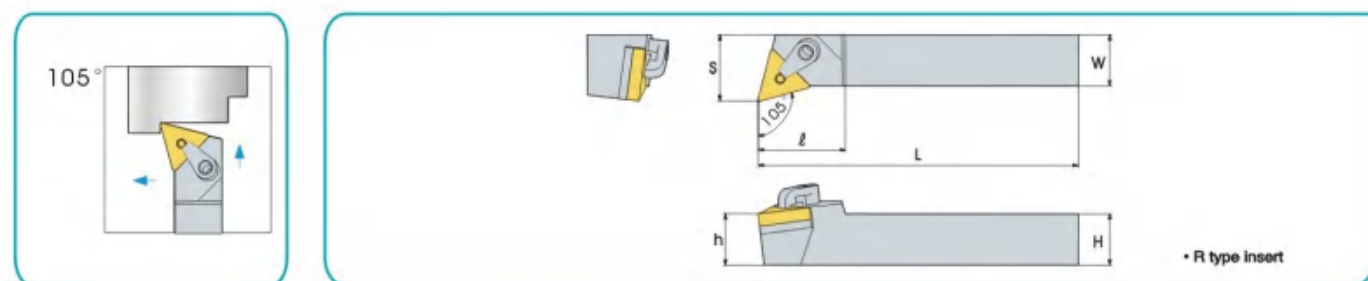
型号 Designation	库存 Stock		尺寸 Size						刀片 Inserts	刀垫 Shim	销钉 Pin	压板 Clamp	双头螺钉 Screw	扳手 Wrench	
	R	L	H	W	L	ℓ	h	s							
MTGNR/L 1616H16	●	●	16	16	100	28	16	20							
2020K16	●	●	20	20	125	28	20	25	TN□□1604□□	MT1603	CTM513	HL1814	ML0625	L2.0,L3.0	
2525M16	●	●	25	25	150	28	25	32							
2525M22	●		25	25	150	32	25	32	TN□□2204□□	MT2204	CTM617	HL1917	ML0830	L2.5,L4.0	
3232P22	●		32	32	170	32	32	40							

MTJNR/L



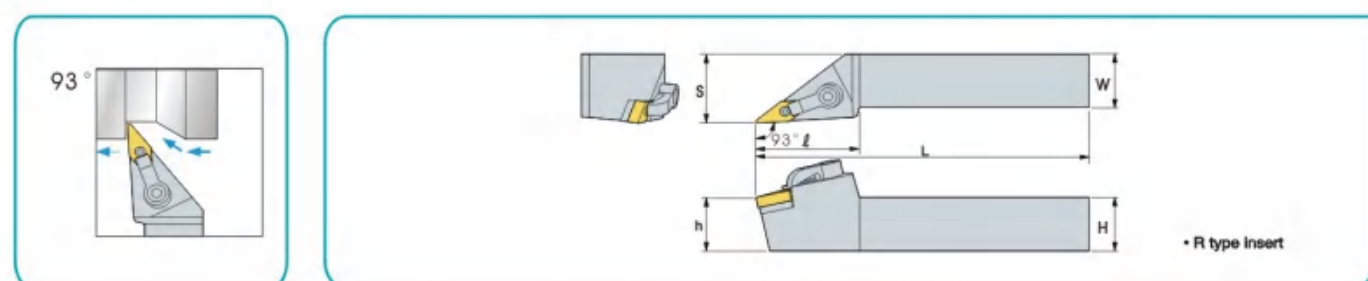
型号 Designation	库存 Stock		尺寸 Size						刀片 Inserts	刀垫 Shim	销钉 Pin	压板 Clamp	双头螺钉 Screw	扳手 Wrench	
	R	L	H	W	L	ℓ	h	s							
MTJNR/L 1616H16	●	●	16	16	100	28	16	20							
2020K16	●	●	20	20	125	28	20	25							
2525M16	●	●	25	25	150	28	25	32	TN□□1604□□	MT1603	CTM513	HL1814	ML0625	L2.0,L3.0	
3232P16	●	●	32	32	170	28	32	40							
2525M22	●	●	25	25	150	32	25	32							
3232P22	●	●	32	32	170	32	32	40	TN□□2204□□	MT2204	CTM617	HL1917	ML0830	L2.5,L4.0	
4040R22			40	40	200	32	40	50							

MTQNR/L



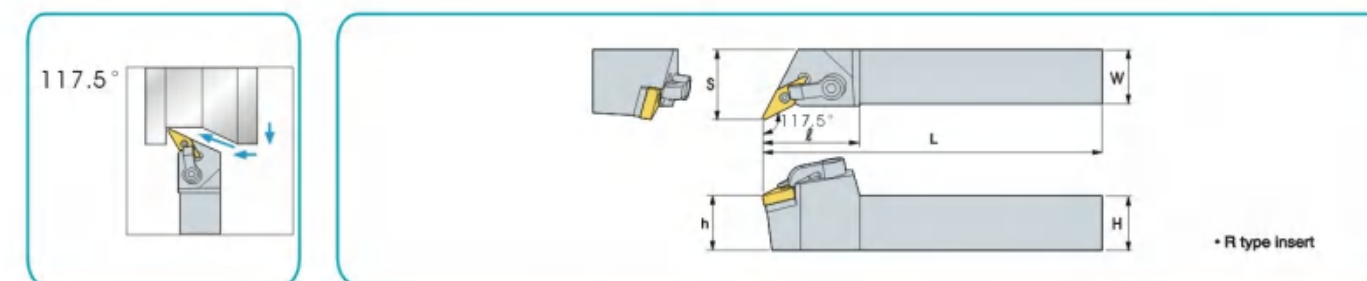
型号 Designation	库存 Stock		尺寸 Size						刀片 Inserts	刀垫 Shim	销钉 Pin	压板 Clamp	双头螺钉 Screw	扳手 Wrench
	R	L	H	W	L	ℓ	h	s						
MTQNR/L 1616H16	●	●	16	16	100	26	16	20	TN□□1604□□ MT1603	CTM513	HL1814	ML0625	L2.0,L3.0	
2020K16	●	●	20	20	125	26	20	25						
2525M16	●	●	25	25	150	26	25	32						
3232P16	●	●	32	32	170	26	32	40						
2525M22	●	●	25	25	150	32	25	32	TN□□2204□□ MT2204	CTM617	HL1917	ML0830	L2.5,L4.0	
3232P22	●	●	32	32	170	32	32	40						

MVJNR/L



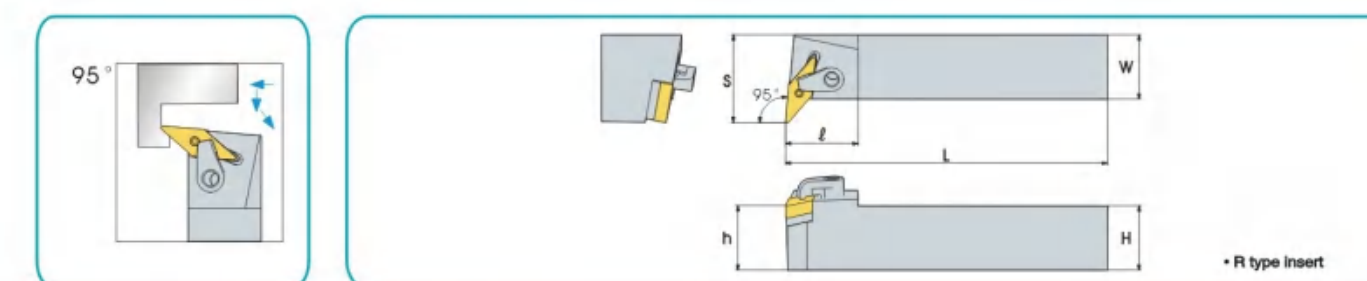
型号 Designation	库存 Stock		尺寸 Size						刀片 Inserts	刀垫 Shim	销钉 Pin	压板 Clamp	双头螺钉 Screw	扳手 Wrench
	R	L	H	W	L	ℓ	h	s						
MVJNR/L 1616K16	●	●	16	16	125	36	16	20	VN□□1604□□ MV1603	CTM513	HL2414	ML0625	L2.0,L3.0	
2020K16	●	●	20	20	125	36	20	25						
2525M16	●	●	25	25	150	42	25	32						
3232P16	●	●	32	32	170	42	32	40						

MVQNR/L



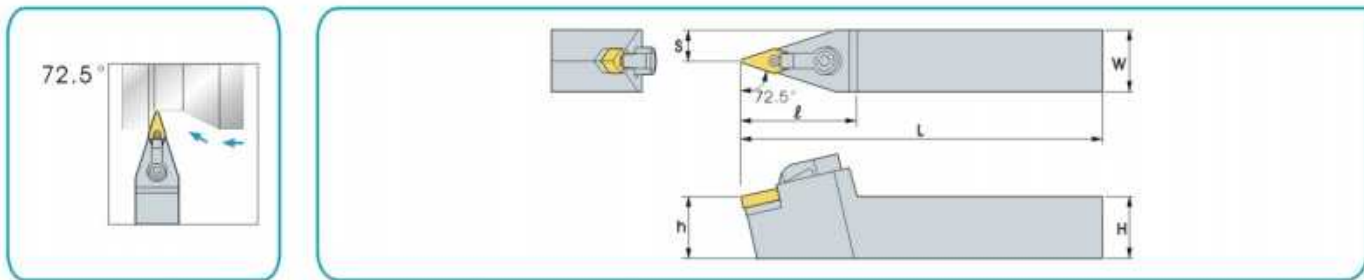
型号 Designation	库存 Stock		尺寸 Size						刀片 Inserts	刀垫 Shim	销钉 Pin	压板 Clamp	双头螺钉 Screw	扳手 Wrench
	R	L	H	W	L	ℓ	h	s						
MVQNR/L 2020K16	●	●	20	20	125	40	20	25	VN□□1604□□ MV1603	CTM513	HI2114	ML0625	L2.0,L3.0	
2525M16	●	●	25	25	150	40	25	32						
3232P16	●	●	32	32	170	40	32	40						

MVUNR/L



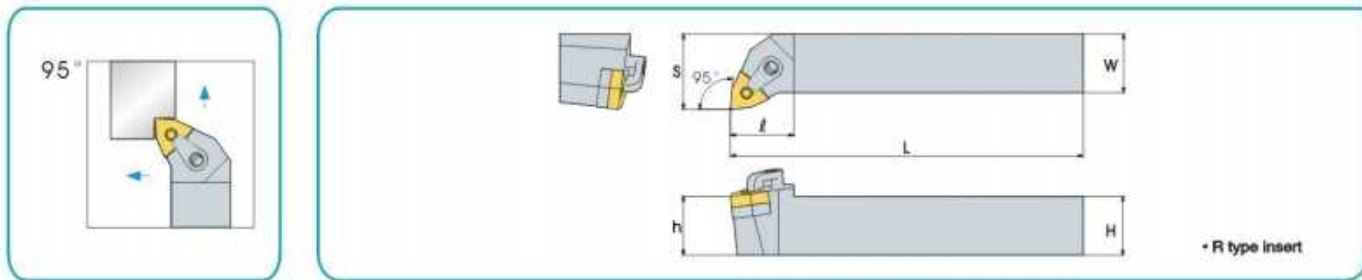
型号 Designation	库存 Stock		尺寸 Size						刀片 Inserts	刀垫 Shim	销钉 Pin	压板 Clamp	双头螺钉 Screw	扳手 Wrench
	R	L	H	W	L	ℓ	h	s						
MVUNR/L 2020K16	●	●	20	20	125	30	20	29	VN□□1604□□ MV1603	CTM513	HL1814	ML0625	L2.0,L3.0	
2525M16	●	●	25	25	150	30	25	34						

MVVNN



型号 Designation	库存 Stock		尺寸 Size						刀片 Inserts	刀垫 Shim	销钉 Pin	压板 Clamp	双头螺钉 Screw	扳手 Wrench
	R	L	H	W	L	l	h	s						
MVVNN 2020K16	●		20	20	125	25	20	42	VN□□1604□□	MV1603	CTM513	HL2414	ML0625	L2,L3
2525M16	●		25	25	150	32	25	42						

MWLNR/L

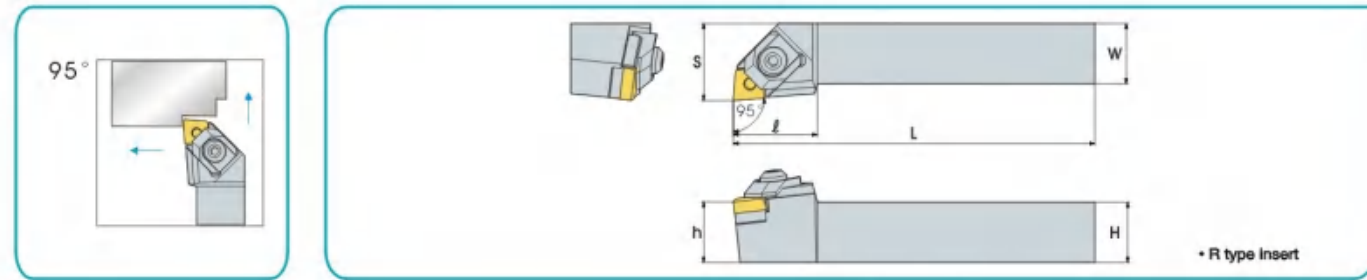


型号 Designation	库存 Stock		尺寸 Size						刀片 Inserts	刀垫 Shim	销钉 Pin	压板 Clamp	双头螺钉 Screw	扳手 Wrench
	R	L	H	W	L	l	h	s						
MWLNR/L 1616H06	●	●	16	16	100	27	16	20	WN□□0604□□	MW0603	CTM513	HL1814	ML0625	L2.0,L3.0
2020K06	●	●	20	20	125	27	20	25						
2525M06	●	●	25	25	150	27	25	32						
1616H08	●	●	16	16	100	27	16	20	WN□□0804□□	MW0804	CTM617	HL1814	ML0625	L2.5,L3.0
2020K08	●	●	20	20	125	27	20	25						
2525M08	●	●	25	25	150	27	25	32						
3232P08	●	●	32	32	170	27	32	40						
4040R08	●	●	40	40	200	30	40	50						

A 外园车刀系列
Turning tool holder W

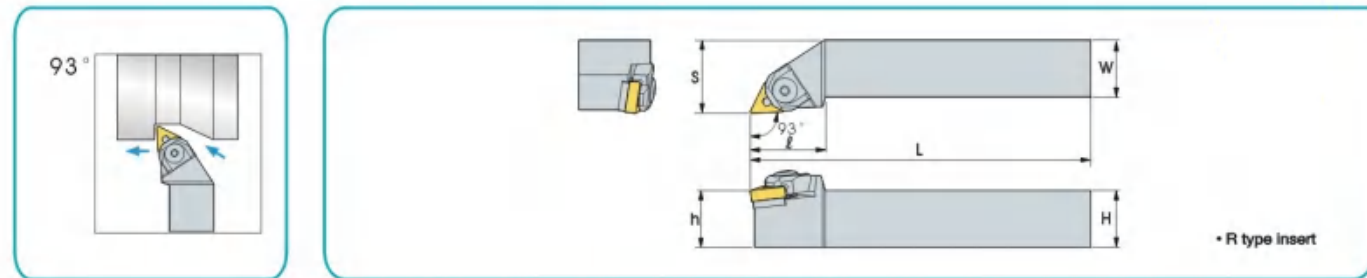


WCLNR/L



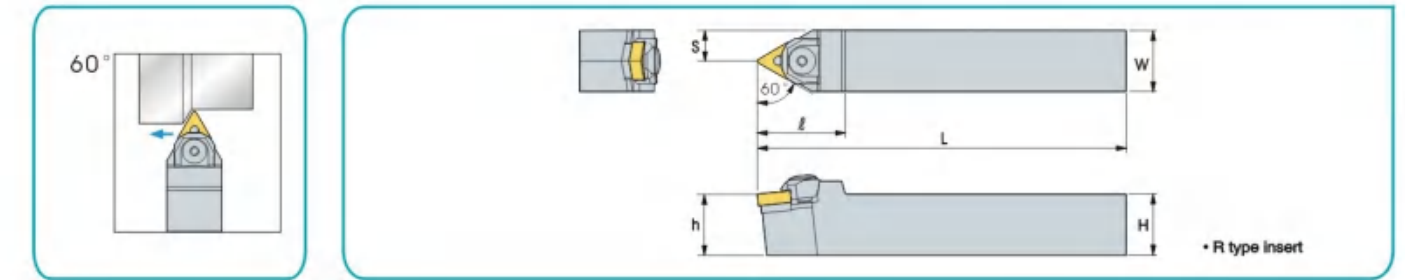
型号 Designation	库存 Stock		尺寸 Size					刀片 Inserts	压板 Clamp	压板 Clamp	螺钉 Screw	塞环 Slopper ring	刀垫 Shim	销钉 Pin	扳手 Wrench	
	R	L	H	W	L	ℓ	h									s
WCLNR/L2020K12	●		20	20	125	35	20	26	CN□□1204□□	YC12-2	YC12-1	CSM6	CR05	MC1204	CTM6-S	L3,L4
2525M12	●		25	25	150	35	25	32								

WTJNR/L



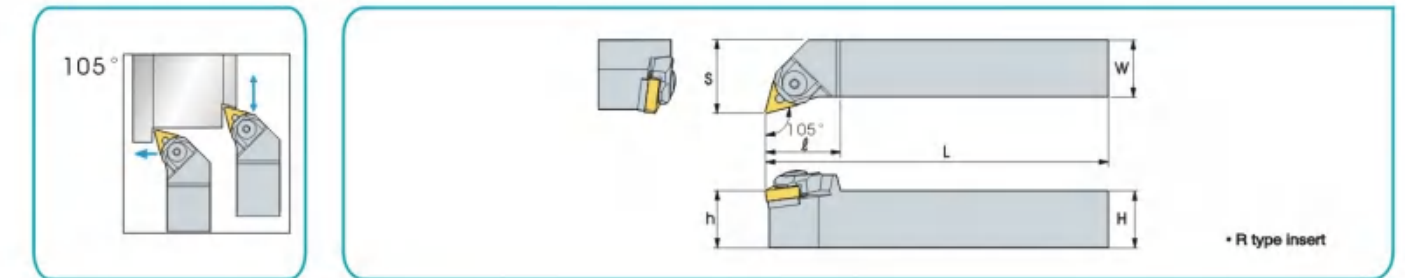
型号 Designation	库存 Stock		尺寸 Size					刀片 Inserts	压板 Clamp	螺钉 Screw	塞环 Slopper ring	刀垫 Shim	销钉 Pin	扳手 Wrench	
	R	L	H	W	L	ℓ	h								s
WTJNR/L1616-K16	●	●	16	16	125	34	16	20	TN□□1604□□	WT16	WTCW	KH540	MT16-S	CTM5-S	L2.5,L4.0
2020-K16	●	●	20	20	125	36	20	25							
2525-M16	●	●	25	25	150	36	25	32							
2525-M22	●	●	25	25	150	36	25	32	TN□□2204□□	WT22	WTCW	KH540	MT2204	CTM6-S	L3,L4
3232-P22	●	●	32	32	170	36	32	40							

WTENN



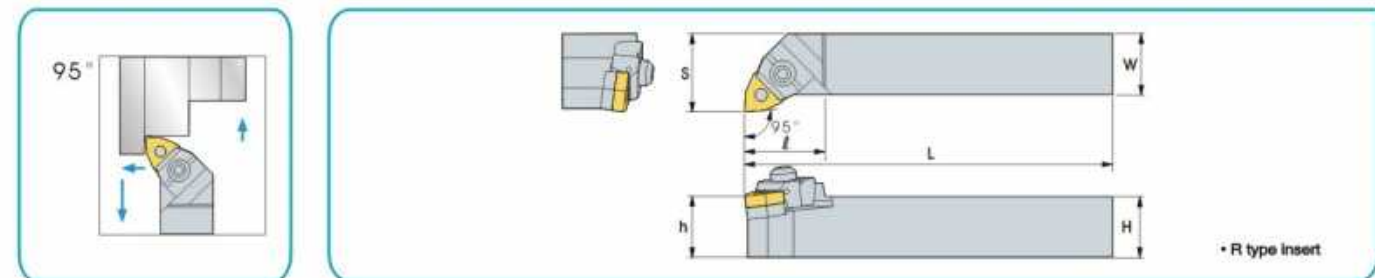
型号 Designation	库存 Stock		尺寸 Size					刀片 Inserts	压板 Clamp	螺钉 Screw	塞环 Slopper ring	刀垫 Shim	销钉 Pin	扳手 Wrench	
	R	L	H	W	L	ℓ	h								s
WTENN 2020-K16	●		20	20	125	36	20	10	TN□□1604□□	WT16	WTCW	KH540	MT16-S	CTM5-S	L2.5,L4.0
2525-M16	●		25	25	150	36	25	12.5							
2525-M22	●		25	25	150	42	25	12.5	TN□□2204□□	WT22	WTCW	KH540	MT2204	CTM6-S	L3,L4
3232-P22			32	32	70	42	32	16							

WTQNR/L



型号 Designation	库存 Stock		尺寸 Size					刀片 Inserts	压板 Clamp	螺钉 Screw	塞环 Slopper ring	刀垫 Shim	销钉 Pin	扳手 Wrench	
	R	L	H	W	L	ℓ	h								s
WTQNR/L 1616-K16			16	16	125	34	16	20	TN□□1604□□	WT16	WTCW	KH540	MT16-S	CTM5-S	L2.5,L4.0
2020-K16	●	●	20	20	125	36	20	25							
2525-M16	●	●	25	25	150	36	25	25							
3232-P16			32	32	170	36	32	50							

WVLNR/L

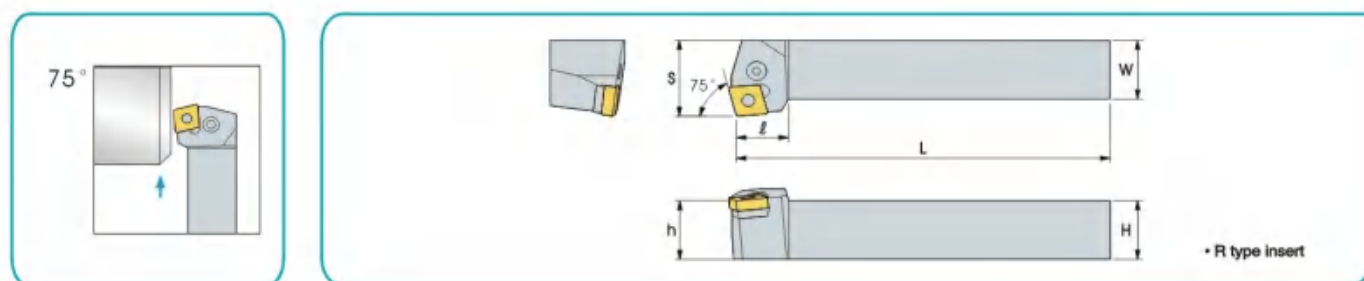


型号 Designation	库存 Stock		尺寸 Size						刀片 Inserts	压板 Clamp	螺钉 Screw	塞环 Stopper ring	刀垫 Shim	销钉 Pin	扳手 Wrench
	R	L	H	W	L	ℓ	h	s							
WVLNR/L1616-K08	●	●	16	16	125	32	16	22	WN□□0804□□	YW08	WTCW	KH540	WW08	CTM6-S	L3.0,L4.0
2020-K08	●	●	20	20	125	32	20	26							
2525-M08	●	●	25	25	150	33	25	32							
3232-P08	●	●	32	32	170	33	32	40							

A 外园车刀系列 P
Turning tool holder

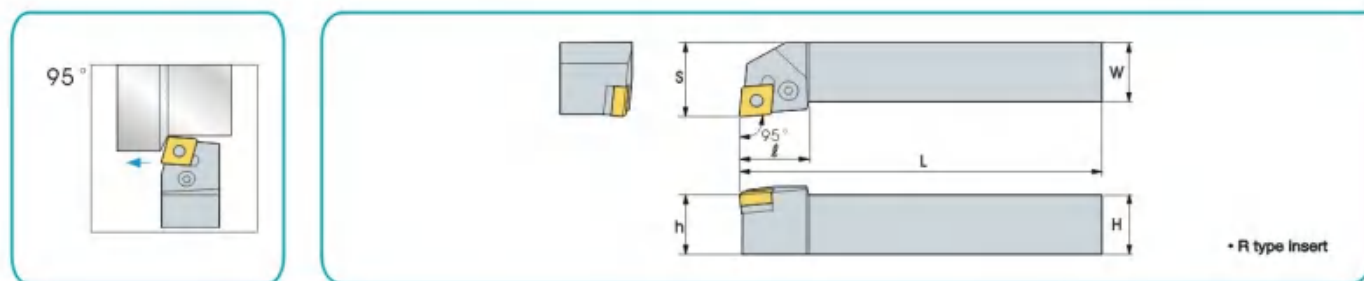


》》 PCKNR/L



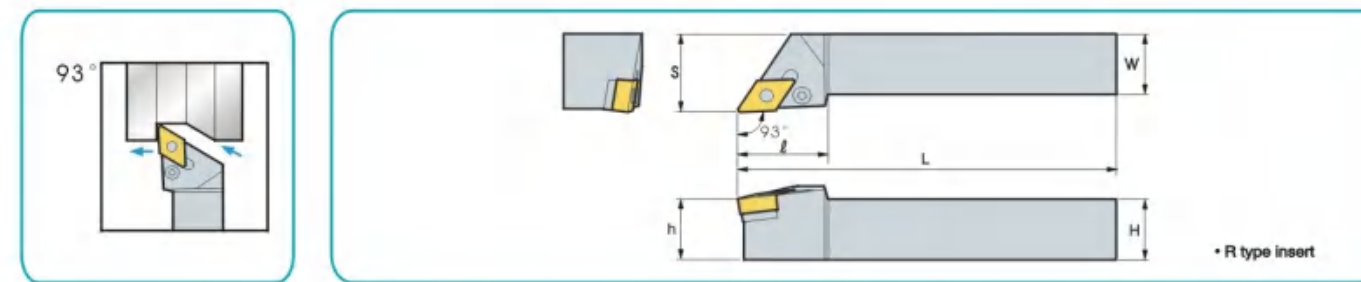
型号 Designation	库存 Stock		尺寸 Size						刀片 Inserts	压板 Clamp	杠杆 Lever	螺钉 Screw	刀垫销钉 ShimPin	扳手 Wrench	
	R	L	H	W	L	ℓ	h	s							
PCKNR/L1616H12			16	16	100	27	16	20							
2020K12	●		20	20	125	27	20	25	CN□□1204□□	SC42	LV4	VHX0821	SP4	L3.0	
2525M12	●		25	25	150	27	25	32							
2525M16			25	25	150	33	25	32	CN□□1606□□	SC53	LV5	VHX0825	SP5	L3.0	
3232P16			32	32	170	33	32	40							
3232P19			32	32	170	38	32	32	CN□□1906□□	SC63N	LV6	VHX1027	SP6	L4.0	

》》 PCLNR/L



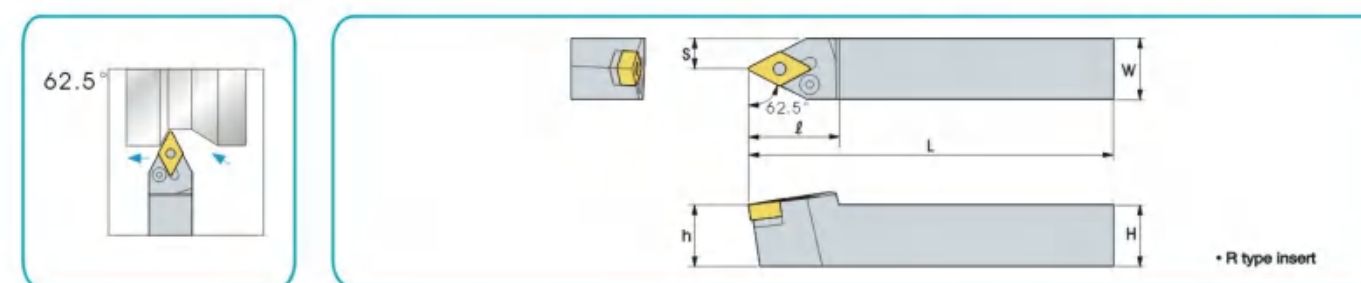
型号 Designation	库存 Stock		尺寸 Size						刀片 Inserts	压板 Clamp	杠杆 Lever	螺钉 Screw	刀垫销钉 ShimPin	扳手 Wrench	
	R	L	H	W	L	ℓ	h	s							
PCLNR/L1616H12	●	●	16	16	100	28	16	20							
2020K12	●	●	20	20	125	28	20	25	CN□□1204□□	SC42	LV4	VHX0821	SP4	L3.0	
2525M12	●	●	25	25	150	28	25	32							
3232P12	●	●	32	32	170	28	32	40							
2525M16	●		25	25	150	33	25	32	CN□□1606□□	SC53	LV5	VHX0825	SP5	L3.0	
3232P16	●		32	32	170	33	32	40							
3232P19			32	32	170	38	32	40	CN□□1906□□	SC63N	LV6	VHX1027	SP6	L4.0	
4040R19			40	40	200	38	40	50							

》》 PDJNR/L



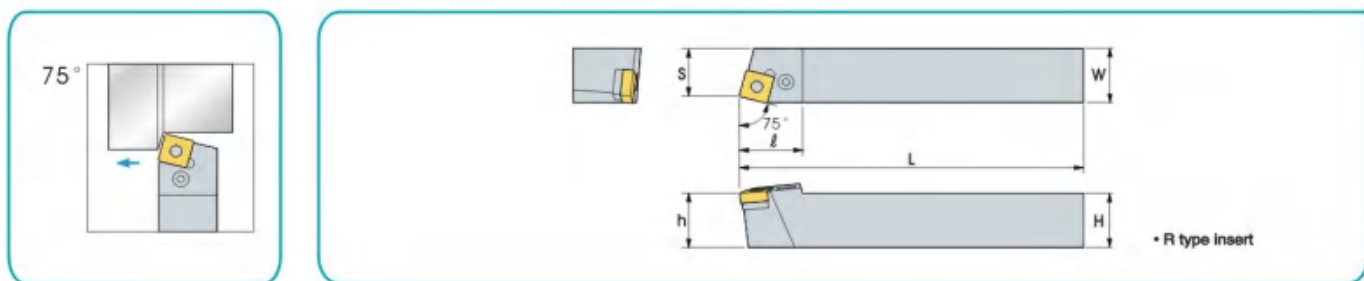
型号 Designation	库存 Stock		尺寸 Size						刀片 Inserts	压板 Clamp	杠杆 Lever	螺钉 Screw	刀垫销钉 ShimPin	扳手 Wrench	
	R	L	H	W	L	ℓ	h	s							
PDJNR/L1616H11	●	●	16	16	100	25	16	20							
2020K11	●	●	20	20	125	25	20	25	DN□□1104□□	SD317	LV3	VHX0617	SP3	L2.5	
2525M11	●	●	25	25	150	30	25	32							
2020K1504	●	●	20	20	125	35	20	25							
2525M1504	●	●	25	25	150	35	25	32	DN□□1504□□	SD42	LV4	VHX0821	SP4	L3.0	
3232P1504			32	32	170	35	32	40							
2020K1506	●	●	20	20	125	35	20	25							
2525M1506	●	●	25	25	150	35	25	32	DN□□1506□□	SD42	LV4B	VHX0821	SP4	L3.0	
3232P1506			32	32	170	35	32	40							

》》 PDNNR/L



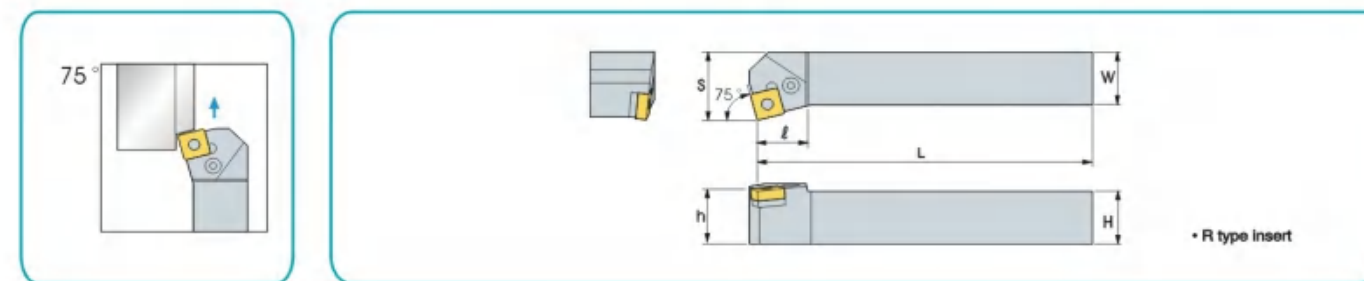
型号 Designation	库存 Stock		尺寸 Size						刀片 Inserts	压板 Clamp	杠杆 Lever	螺钉 Screw	刀垫销钉 ShimPin	扳手 Wrench	
	R	L	H	W	L	ℓ	h	s							
PDNNR/L2020-K1506			20	20	125	37	20	10							
2525-M1506	●		25	25	150	37	25	12.5	DN□□1506□□	SD42	LV4B	VHX0821	SP4	L3.0	
2020-K1504			20	20	125	37	32	10							
2525-M1504			25	25	150	37	32	12.5	DN□□1504□□	SD42	LV4	VHX0821	SP4	L3.0	

PSBNR/L



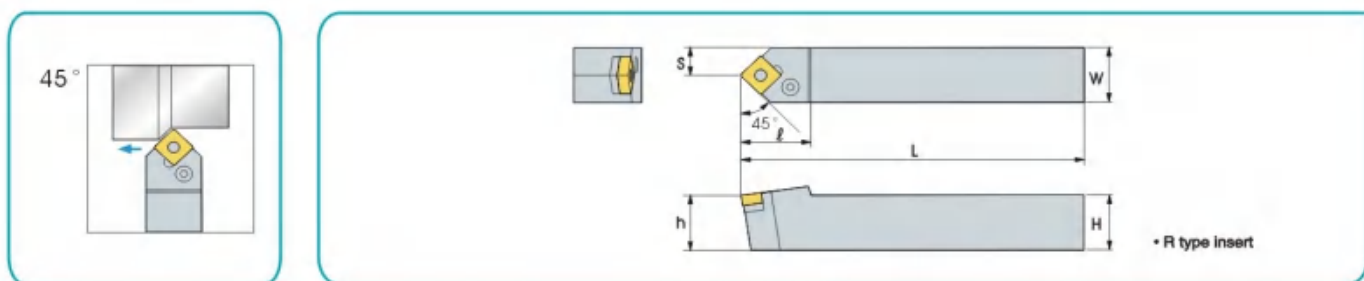
型号 Designation	库存 Stock		尺寸 Size						刀片 Inserts	压板 Clamp	杠杆 Lever	螺钉 Screw	刀垫销钉 ShimPin	扳手 Wrench
	R	L	H	W	L	ℓ	h	s						
PSBNR/L 2020K12	●		20	20	125	28	20	17	SN□□1204□□	SS42	LV4	VHX0821	SP4	L3.0
2525M12	●		25	25	150	28	25	22						
3232P12			32	32	170	28	32	27						

PSKNR/L



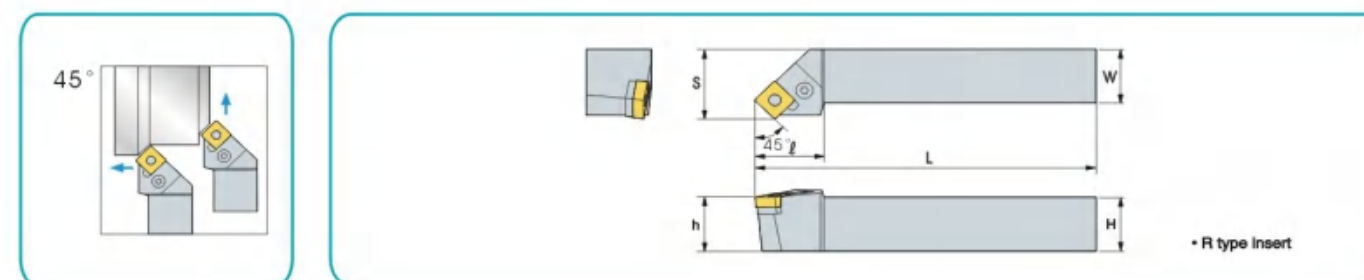
型号 Designation	库存 Stock		尺寸 Size						刀片 Inserts	压板 Clamp	杠杆 Lever	螺钉 Screw	刀垫销钉 ShimPin	扳手 Wrench
	R	L	H	W	L	ℓ	h	s						
PSKNR/L 2020K12	●	●	20	20	125	26	20	25	SN□□1204□□	SS42	LV4	VHX0821	SP4	L3.0
2525M12	●	●	25	25	150	26	25	32						
3232P12			32	32	170	26	32	40						

PSDNN



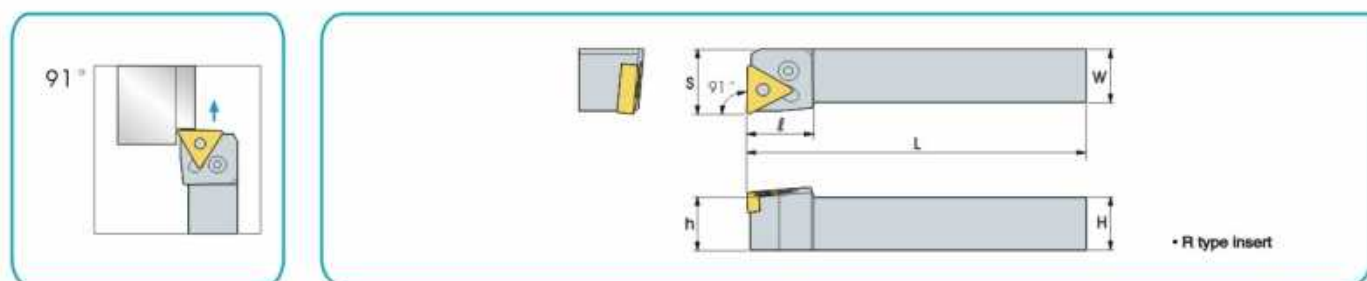
型号 Designation	库存 Stock		尺寸 Size						刀片 Inserts	压板 Clamp	杠杆 Lever	螺钉 Screw	刀垫销钉 ShimPin	扳手 Wrench
	R	L	H	W	L	ℓ	h	s						
PSDNN 2020K12			20	20	125	30	20	10	SN□□1204□□	SS42	LV4	VHX0821	SP4	L3.0
2525M12			25	25	150	30	25	12.5						
3232P12			32	32	170	40	32	16						

PSSNR/L



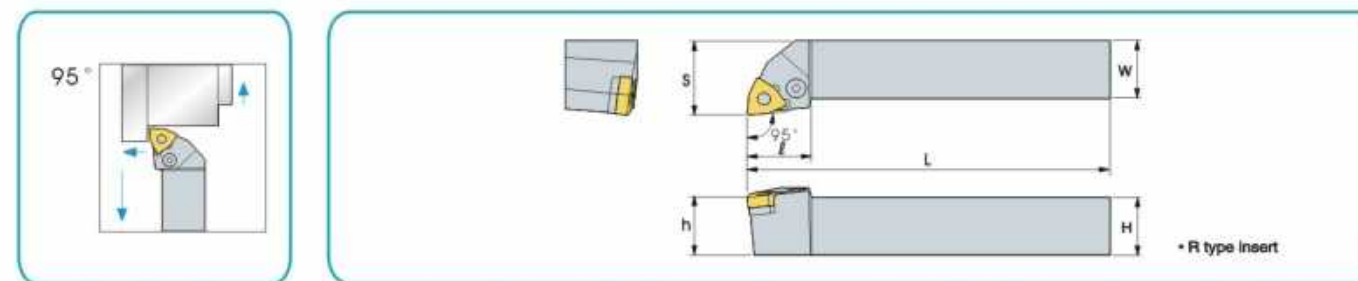
型号 Designation	库存 Stock		尺寸 Size						刀片 Inserts	压板 Clamp	杠杆 Lever	螺钉 Screw	刀垫销钉 ShimPin	扳手 Wrench
	R	L	H	W	L	ℓ	h	s						
PSSNR/L 2020K12	●	●	20	20	125	26	20	25	SN□□1204□□	SS42	LV4	VHX0821	SP4	L3.0
2525M12	●	●	25	25	150	26	25	32						
3232P12	●	●	32	32	170	26	32	40						
2525M15	●	●	25	25	150	32	25	32	SN□□1506□□	SS53	LV5	VHX0825	SP5	L3.0
3232P15	●	●	32	32	170	32	32	40						
3232P19	●	●	32	32	170	32	32	40	SN□□1906□□	SS63	LV6	VHX1027	SP6	L4.0

PTFNR/L



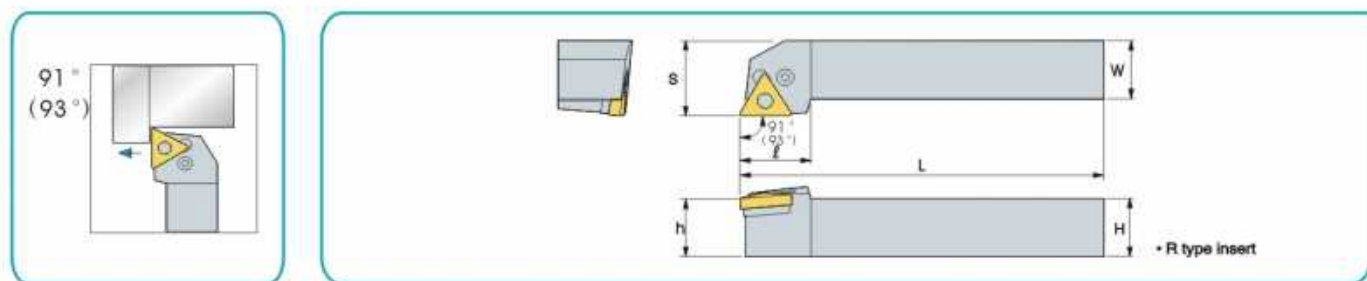
型号 Designation	库存 Stock		尺寸 Size						刀片 Inserts	压板 Clamp	杠杆 Lever	螺钉 Screw	刀垫销钉 Shim Pin	扳手 Wrench
	R	L	H	W	L	ℓ	h	s						
PTFNR/L 1616H16	●	●	16	16	100	20	16	20	TN□□1604□□	ST317	LV3	VHX0617	SP3	L2.5
2020K16	●	●	20	20	125	20	20	25						
2525M16	●	●	25	25	150	20	25	32						
2525M22			25	25	150	25	25	32	TN□□2204□□	ST42	LV4	VHX0821	SP4	L3.0
3232P22			32	32	170	25	32	40						

PWLNR/L



型号 Designation	库存 Stock		尺寸 Size						刀片 Inserts	压板 Clamp	杠杆 Lever	螺钉 Screw	刀垫销钉 Shim Pin	扳手 Wrench
	R	L	H	W	L	ℓ	h	s						
PWLNR/L 1616H06	●	●	16	16	100	20	16	20	WN□□0604□□	SW317	LV3	VHX0617	SP3	L2.5
2020K06	●	●	20	20	125	20	20	25						
1616H08	●	●	16	16	100	26	16	20	WN□□0804□□	SW42	LV4	VHX0821	SP4	L3.0
2020K08	●	●	20	20	125	26	20	25						
2525M08	●	●	25	25	150	26	25	32						

PTG(J)NR/L

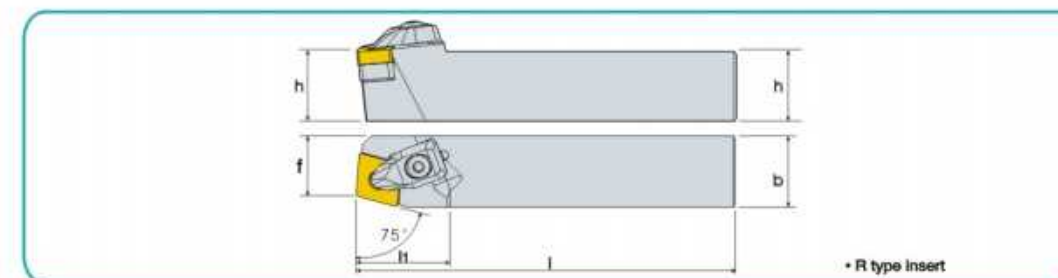
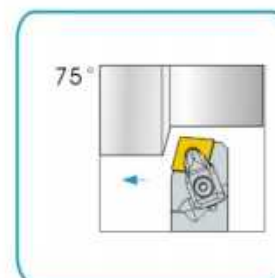


型号 Designation	库存 Stock		尺寸 Size						刀片 Inserts	压板 Clamp	杠杆 Lever	螺钉 Screw	刀垫销钉 Shim Pin	扳手 Wrench
	R	L	H	W	L	ℓ	h	s						
PTG(J)NR/L1616H16	●		16	16	100	26	16	20	TN□□1604□□	ST317	LV3	VHX0617	SP3	L2.5
2020K16	●		20	20	125	26	20	25						
2525M16	●		25	25	150	26	25	32						
2525M22			25	25	150	28	25	32	TN□□2204□□	ST42	LV4	VHX0821	SP4	L3.0
3232P22			32	32	170	28	32	40						

A 外园车刀系列
Turning tool holder

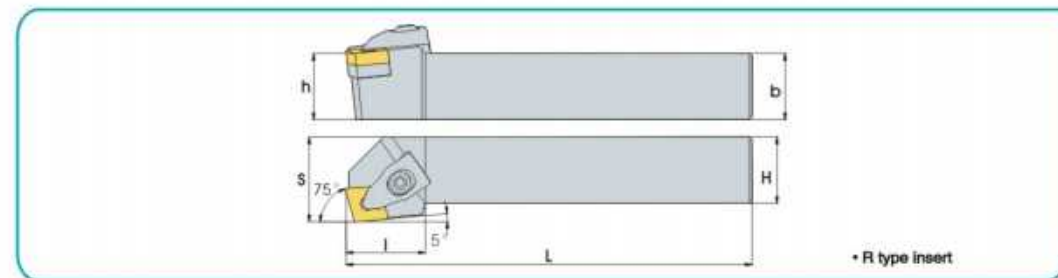
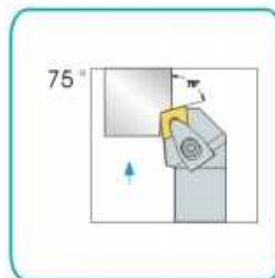


ACBNR/L



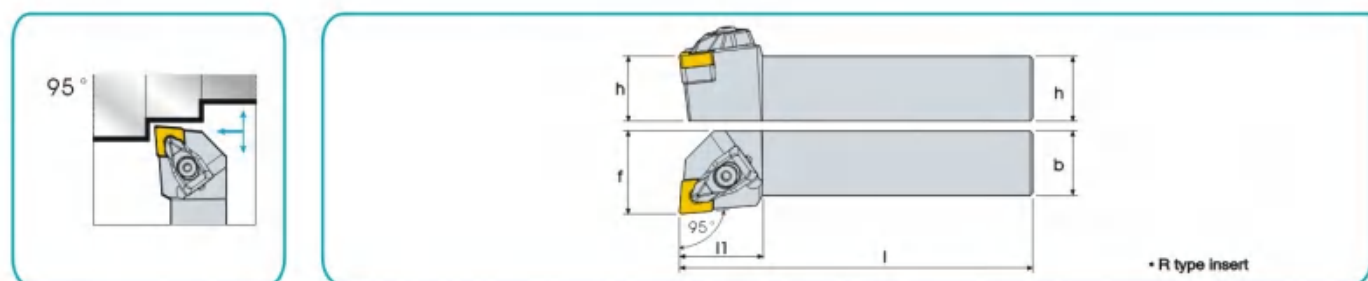
型号 Designation	库存 Stock		尺寸 Size					刀片 Inserts	压板 Clamp	压板螺钉 Clamp Screw	刀垫 Shim	螺钉 Screw	弹簧 Spring	扳手 Wrench
	R	L	h	b	l	h	f							
ACBNR/L 2020K12	●	●	20	20	125	32	17.5	CN□□1204□□	DLM4	DLS4	TC1203	M5X12T	DSP4	L3.0,T20
2525M12	●	●	25	25	150	32	22							

ACKNR/L



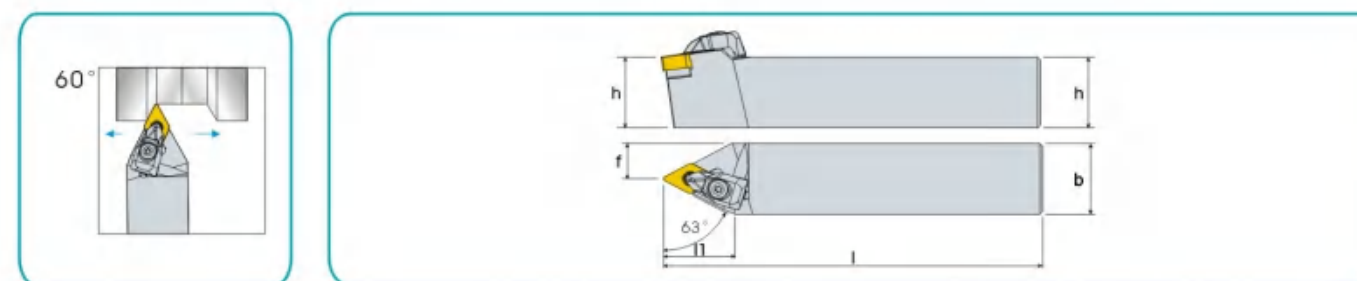
型号 Designation	库存 Stock		尺寸 Size					刀片 Inserts	压板 Clamp	压板螺钉 Clamp Screw	刀垫 Shim	螺钉 Screw	弹簧 Spring	扳手 Wrench
	R	L	h	b	l	h	f							
ACKNR/L 2020K12	●		20	20	125	32	25	CN□□1204□□	DLM4	DLS4	TC1203	M5X12T	DSP4	L3.0,T20
2525M12	●		25	25	150	32	32							

ACLNR/L



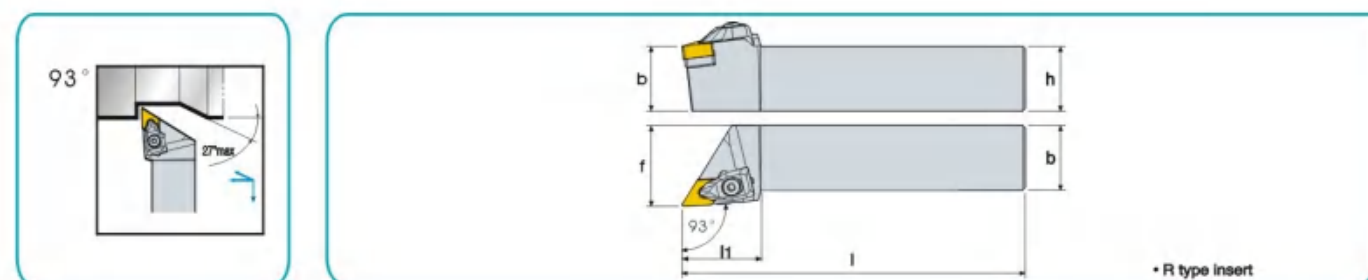
型号 Designation	库存 Stock		尺寸 Size					刀片 Inserts	压板 Clamp	压板螺钉 Clamp Screw	刀垫 Shim	螺钉 Screw	弹簧 Spring	扳手 Wrench
	R	L	h	b	l	lh	f							
ACLNR/L 2020K12	●	●	20	20	125	32	25							
2525M12	●	●	25	25	150	32	32	CN□□1204□□	DLM4	DLS4	TC1203	M5X12T	DSP4	L3.0,T20
3232P12	●	●	32	32	170	32	40							

ADPNN



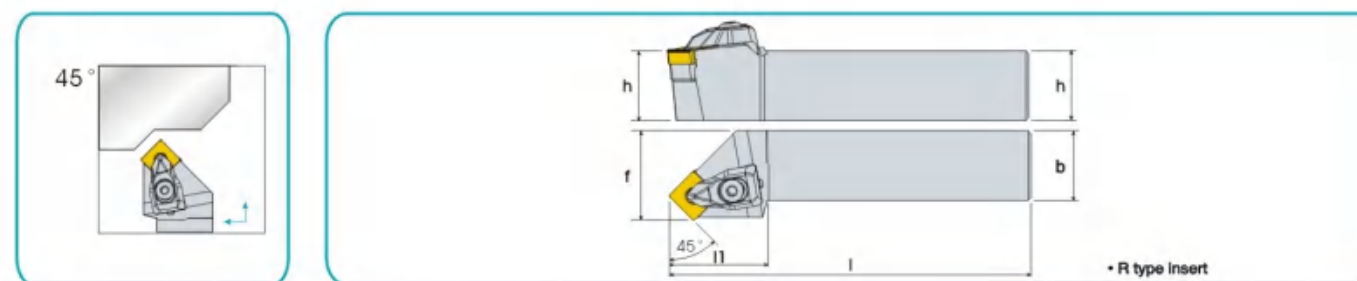
型号 Designation	库存 Stock		尺寸 Size					刀片 Inserts	压板 Clamp	压板螺钉 Clamp Screw	刀垫 Shim	螺钉 Screw	弹簧 Spring	扳手 Wrench
	R	L	h	b	l	lh	f							
ADPNN 2525M11			25	25	150	30	12.5	CD□□1104□□	DLM3	DLS3	MD1103	A-M4	DSP3	L2.5
2525M1504			25	25	150	35	12.5	CD□□1504□□	DLM4	DLS4	TD1503	M5X12T	DSP4	L3.0,T20
2525M1506			25	25	150	35	12.5	CD□□1506□□	DLM4	DLS4	TD1503	M5X12T	DSP4	L3.0,T20

ADJNR/L



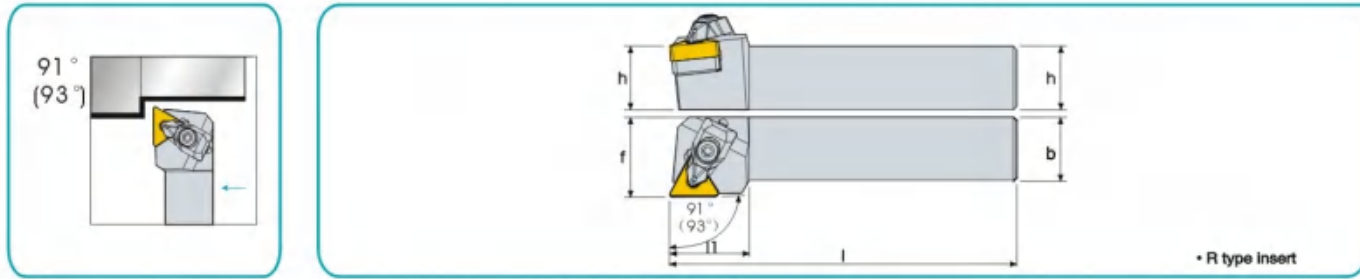
型号 Designation	库存 Stock		尺寸 Size					刀片 Inserts	压板 Clamp	压板螺钉 Clamp Screw	刀垫 Shim	螺钉 Screw	弹簧 Spring	扳手 Wrench
	R	L	h	b	l	lh	f							
ADJNR/L 2020K11	●	●	20	20	125	30	25	DN□□1104□□	DLM3	DLS3	MD1103	A-M4	DSP3	L2.5
2525M11			25	25	150	30	32							
2020K1506	●	●	20	20	125	39	25	DN□□1506□□	DLM4	DLS4	TD1503	M5X12T	DSP4	L3.0,T20
2525M1506	●	●	25	25	150	39	32							
2020K1504	●	●	20	20	125	39	25	DN□□1504□□	DLM4	DLS4	TD1503	M5X12T	DSP4	L3.0,T20
2525M1504	●	●	25	25	150	39	32							

ASSNR/L



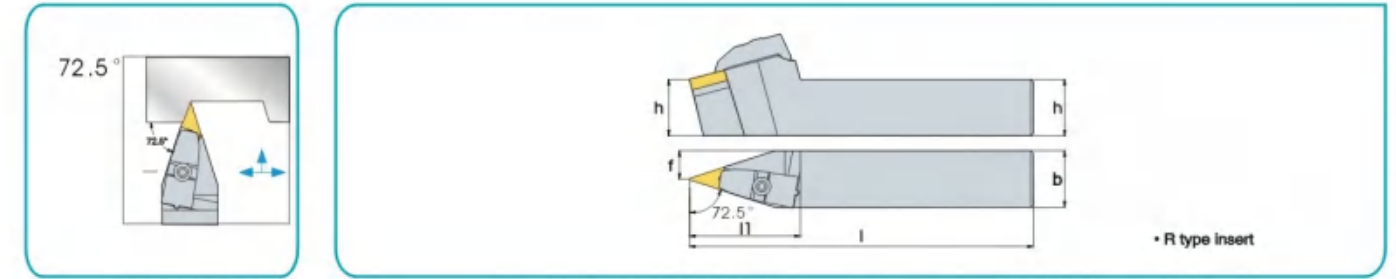
型号 Designation	库存 Stock		尺寸 Size					刀片 Inserts	压板 Clamp	压板螺钉 Clamp Screw	刀垫 Shim	螺钉 Screw	弹簧 Spring	扳手 Wrench
	R	L	h	b	l	lh	f							
ASSNR/L 2020K12	●		20	20	125	35	25	SN□□1204□□	DLM4	DLS4	MS1204	M5X12T	DSP4	L3.0,T20
2525M12	●		25	25	150	35	32							

ATGNR/L ATJNR/L



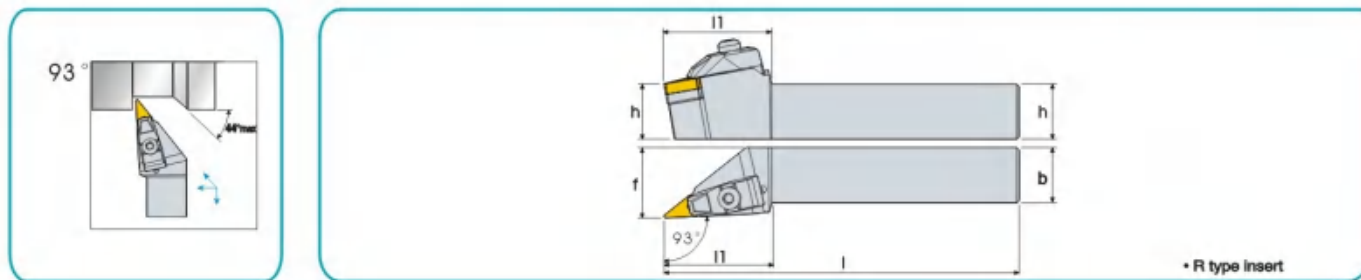
型号 Designation	库存 Stock		尺寸 Size					刀片 Inserts	压板 Clamp	压板螺钉 Clamp Screw	刀垫 Shim	螺钉 Screw	弹簧 Spring	扳手 Wrench
	R	L	h	b	l	lt	f							
ATGNR/L 2020K16	●	●	20	20	125	25	25	TN□□1604□□	DLM3	DLS3	MT1603	A-M4	DSP3	L2.5
2525M16	●	●	25	25	150	25	32							
ATJNR/L 2020K16	●	●	20	20	125	25	25	TN□□1604□□	DLM3	DLS3	MT1603	A-M4	DSP3	L2.5
2525M16	●	●	25	25	150	25	32							

AVVNN



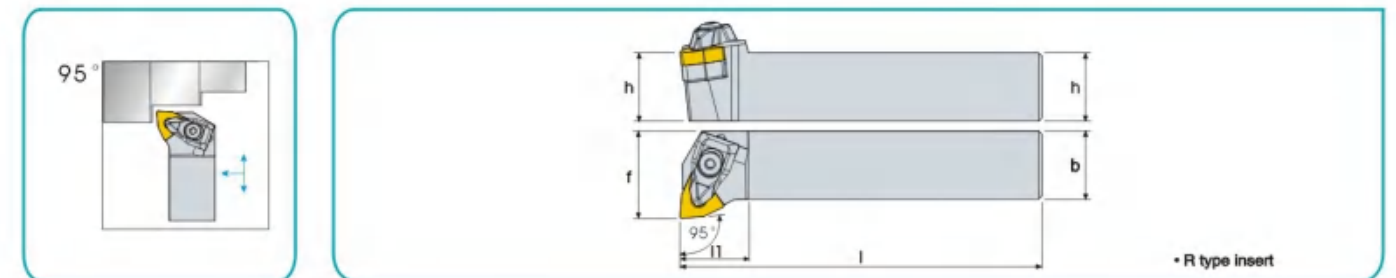
型号 Designation	库存 Stock		尺寸 Size					刀片 Inserts	压板 Clamp	压板螺钉 Clamp Screw	刀垫 Shim	螺钉 Screw	弹簧 Spring	扳手 Wrench
	R	L	h	b	l	lt	f							
AVVNN 2020K16	●		20	20	125	49	10	VN□□1604□□	DLM3-VI6	DLS5	MV1603	A-M4	DSP5	L2.5, L4.0
2525M16	●		25	25	150	49	12.5							

AVJNR/L



型号 Designation	库存 Stock		尺寸 Size					刀片 Inserts	压板 Clamp	压板螺钉 Clamp Screw	刀垫 Shim	螺钉 Screw	弹簧 Spring	扳手 Wrench
	R	L	h	b	l	lt	f							
AVJNR/L 2020K16	●	●	20	20	125	32	25	VN□□1604□□	DLM3-VI6	DLS5	MV1603	A-M4	DSP5	L4.0, L2.5
2525M16	●		25	25	150	32	32							

AWLNR/L

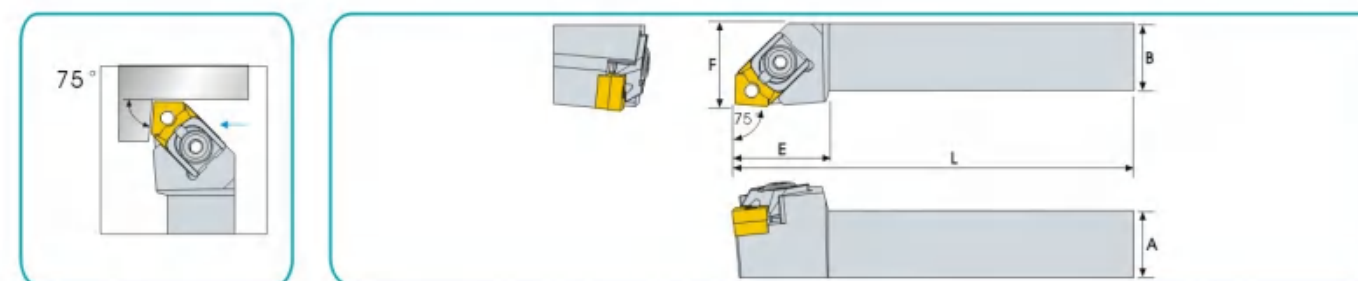


型号 Designation	库存 Stock		尺寸 Size					刀片 Inserts	压板 Clamp	压板螺钉 Clamp Screw	刀垫 Shim	螺钉 Screw	弹簧 Spring	扳手 Wrench
	R	L	h	b	l	lt	f							
AWLNR/L 2020K06	●	●	20	20	125	25	25	WN□□0604□□	DLM3	DLS3	MW0603	A-M4	DSP3	L2.5
2525M06	●		25	25	150	25	32							
2020K08	●	●	20	20	125	25	25	WN□□0804□□	DLM4	DLS4	TW0803	M5X12T	DSP4	L3.0, T20
2525M08	●	●	25	25	150	25	32							

A 外园车刀系列 B
Turning tool holder

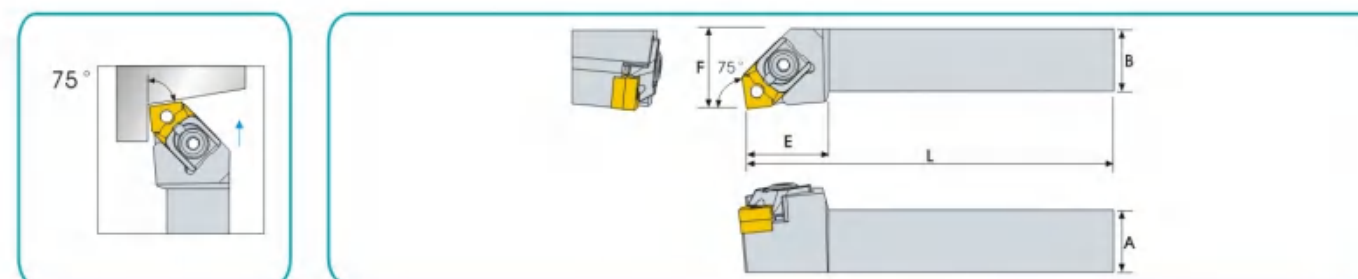


BCBNR/L



型号 Designation	库存 Stock		尺寸 Size					刀片 Inserts	刀垫 Shim	销钉 Pin	压板 Clamp	螺钉 Screw	塞环 Slopper ring	扳手 Wrench	
	R	L	A	B	L	E	F								
BCBNR/L-2020K12			20	20	125	32	25								
2525M12			25	25	150	32	32	CN□□1204□□	MC1204	CTM6-S	BC12	BCS08	C-6	L3,L4.0	
3232P12			32	32	170	32	40								

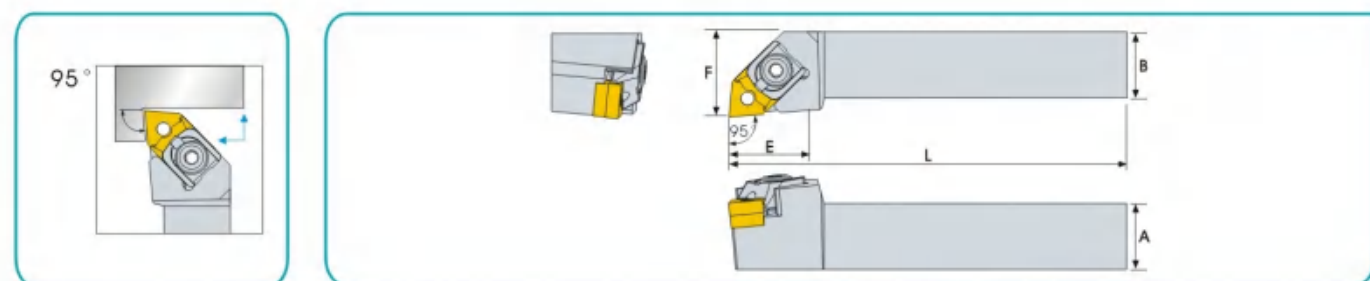
BCKNR/L



型号 Designation	库存 Stock		尺寸 Size					刀片 Inserts	刀垫 Shim	销钉 Pin	压板 Clamp	螺钉 Screw	塞环 Slopper ring	扳手 Wrench
	R	L	A	B	L	E	F							
BCKNR/L 2020K12			20	20	125	32	25							
2525M12			25	25	150	32	32	CN□□1204□□	MC1204	CTM6-S	BC12	BCS08	C-6	L3,L4.0
3232P12			32	32	170	32	40							

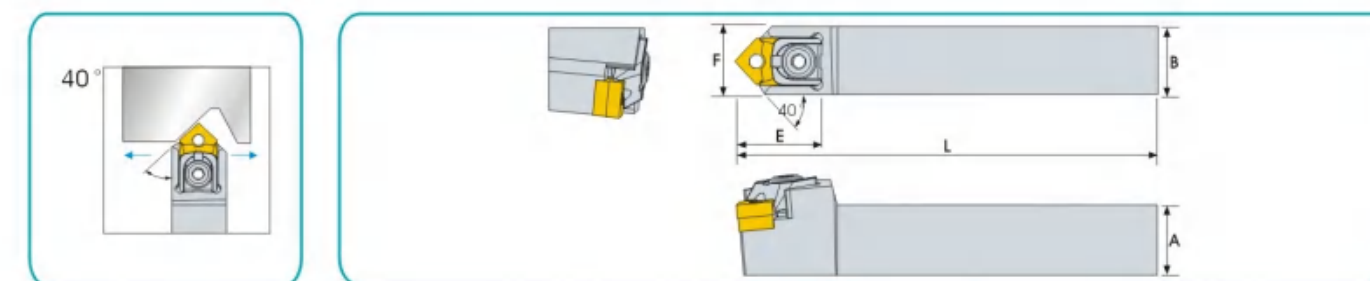
A 外园车刀系列
Turning tool holder

BCLNR/L



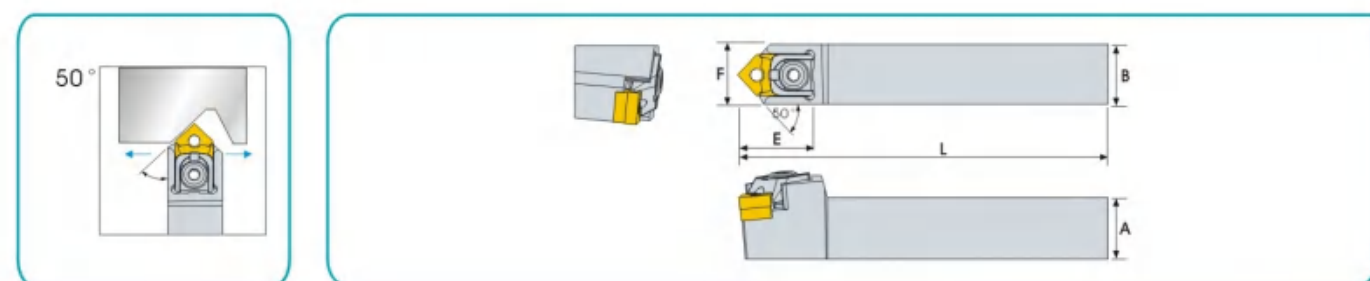
型号 Designation	库存 Stock		尺寸 Size					刀片 Inserts	刀垫 Shim	销钉 Pin	压板 Clamp	螺钉 Screw	塞环 Slopper ring	扳手 Wrench
	R	L	A	B	L	E	F							
BCLNR/L 2020K12			20	20	125	32	25	CN□□1204□□	MC1204	CTM6-S	BC12	BCS08	C-6	L3,L4.0
2525M12			25	25	150	32	32							
3232P12			32	32	170	32	40							

BCMNN-100



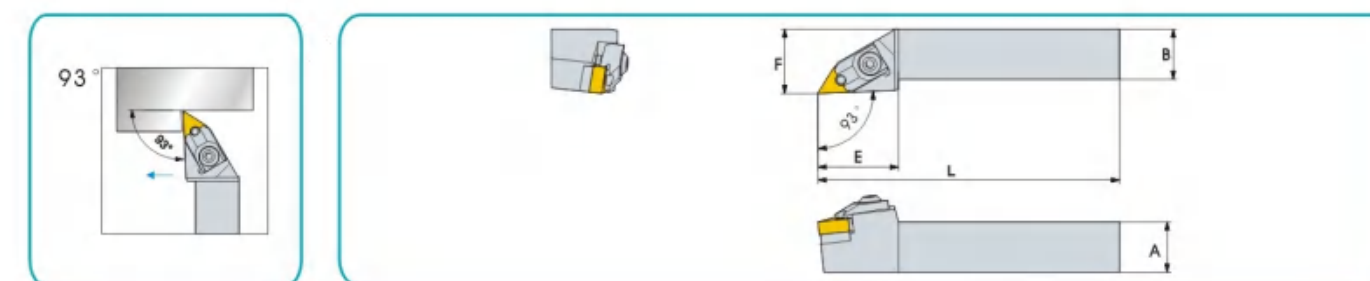
型号 Designation	库存 Stock		尺寸 Size					刀片 Inserts	刀垫 Shim	销钉 Pin	压板 Clamp	螺钉 Screw	塞环 Slopper ring	扳手 Wrench
	R	L	A	B	L	E	F							
BCMNN-2020K12-100			20	20	125	32	25	CN□□1204□□	MC1204	CTM6-S	BC12	BCS08	C-6	L3,L4.0
2525M12-100			25	25	150	32	32							
3232P12-100			32	32	170	32	40							

BCMNN



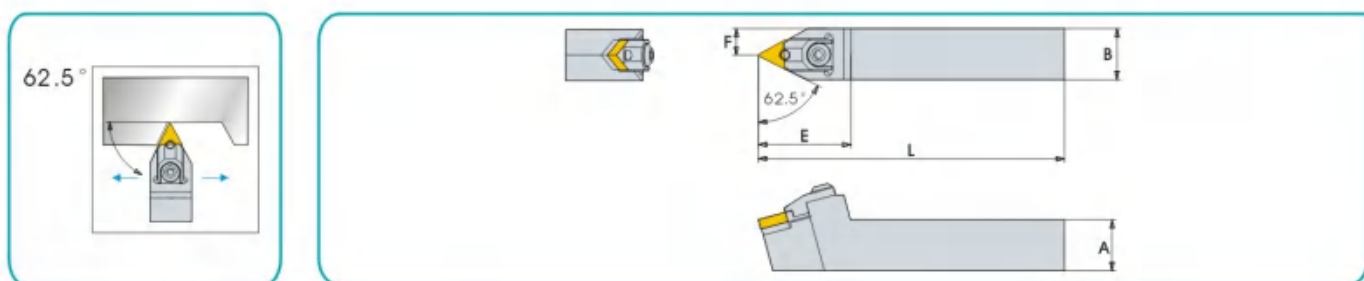
型号 Designation	库存 Stock		尺寸 Size					刀片 Inserts	刀垫 Shim	销钉 Pin	压板 Clamp	螺钉 Screw	塞环 Slopper ring	扳手 Wrench
	R	L	A	B	L	E	F							
BCMNN-2020K12			20	20	125	32	25	CN□□1204□□	MC1204	CTM6-S	BC12	BCS08	C-6	L3,L4.0
2525M12			25	25	150	32	32							
3232P12			32	32	170	32	40							

BDJNR



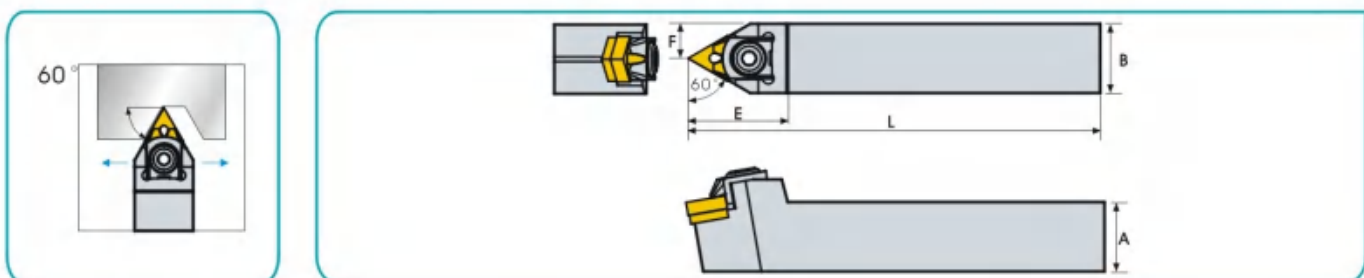
型号 Designation	库存 Stock		尺寸 Size					刀片 Inserts	刀垫 Shim	销钉 Pin	压板 Clamp	螺钉 Screw	塞环 Slopper ring	扳手 Wrench
	R	L	A	B	L	E	F							
BDJNR2020K15			20	20	125	40	25	DN□□1504□□	MD1504	CTM6-S	BD16	BCS08	C-6	L3.0,L4.0
2525M15			25	25	150	40	32							
3232P15			32	32	170	40	40							

BDNN



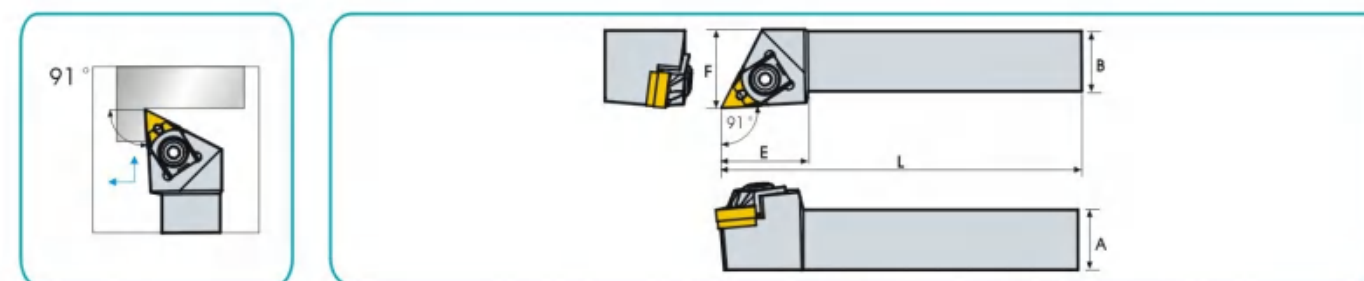
型号 Designation	库存 Stock		尺寸 Size					刀片 Inserts	刀垫 Shim	销钉 Pin	压板 Clamp	螺钉 Screw	塞环 Slopper ring	扳手 Wrench
	R	L	A	B	L	E	F							
BDNN2020K15			20	20	125	45	10	DN□□1504□□	MD1504	CTM6-S	BD16	BCS08	C-6	L3.0,L4.0
2525M15			25	25	150	45	12.5							
3232P15			32	32	170	45	16							

BTENN



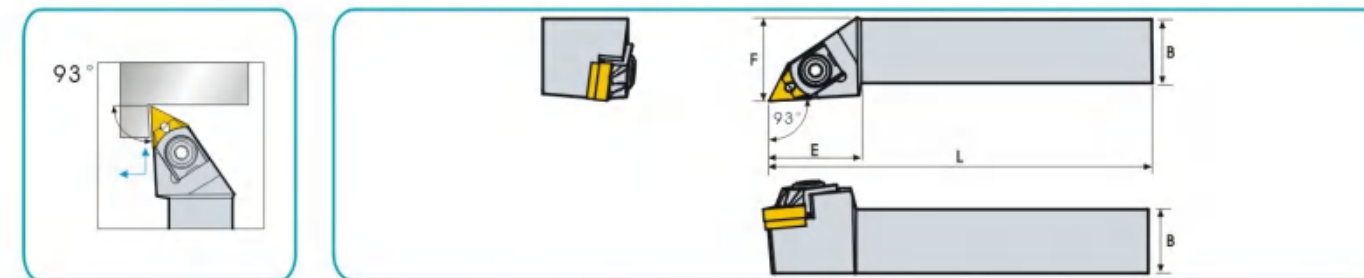
型号 Designation	库存 Stock		尺寸 Size					刀片 Inserts	刀垫 Shim	销钉 Pin	压板 Clamp	螺钉 Screw	塞环 Slopper ring	扳手 Wrench
	R	L	A	B	L	E	F							
BTENN2020K16			20	20	125	32	10	TN□□1604□□	MT16-S	CTM5-S	BT16	BCS08	C-5	L2.5,L4.0
2525M16			25	25	150	32	12.5							

BTGNR/L



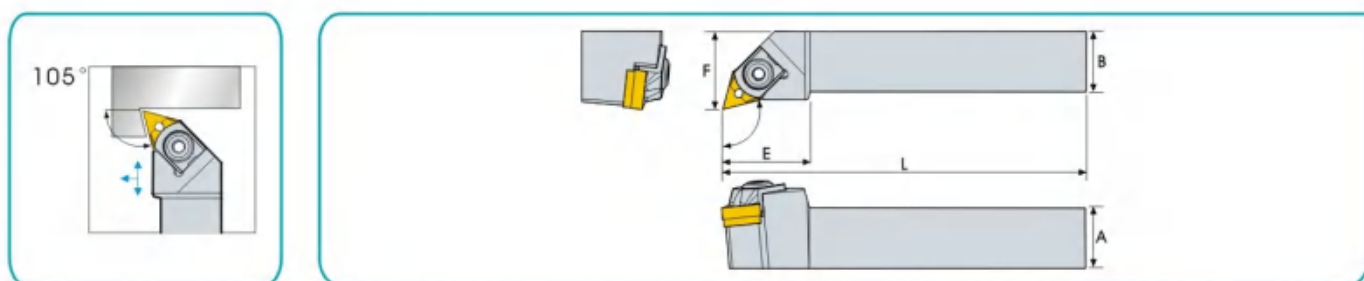
型号 Designation	库存 Stock		尺寸 Size					刀片 Inserts	刀垫 Shim	销钉 Pin	压板 Clamp	螺钉 Screw	塞环 Slopper ring	扳手 Wrench
	R	L	A	B	L	E	F							
BTGNR/L-2020K16			20	20	125	32	25	TN□□1604□□	MT16-S	CTM5-S	BT16	BCS08	C-5	L2.5,L4.0
2525M16			25	25	150	32	32							
3232P16			32	32	170	32	40							

BTJNR/L



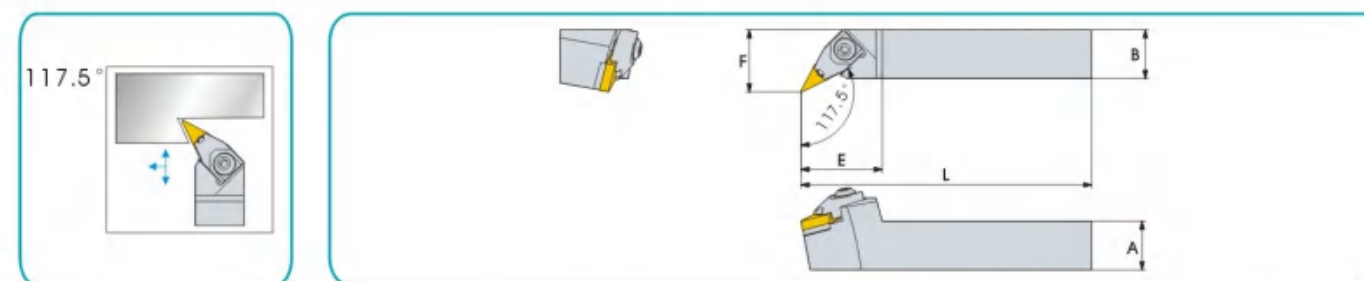
型号 Designation	库存 Stock		尺寸 Size					刀片 Inserts	刀垫 Shim	销钉 Pin	压板 Clamp	螺钉 Screw	塞环 Slopper ring	扳手 Wrench
	R	L	A	B	L	E	F							
BTJNR/L-1616K16			16	16	125	30	20	TN□□1604□□	MT16-S	CTM5-S	BT16	BCS08	C-5	L2.5,L4.0
2020K16			20	20	125	32	25							
2525M16			25	25	150	32	32							
3232P16			32	32	170	32	40							

BTQNR/L



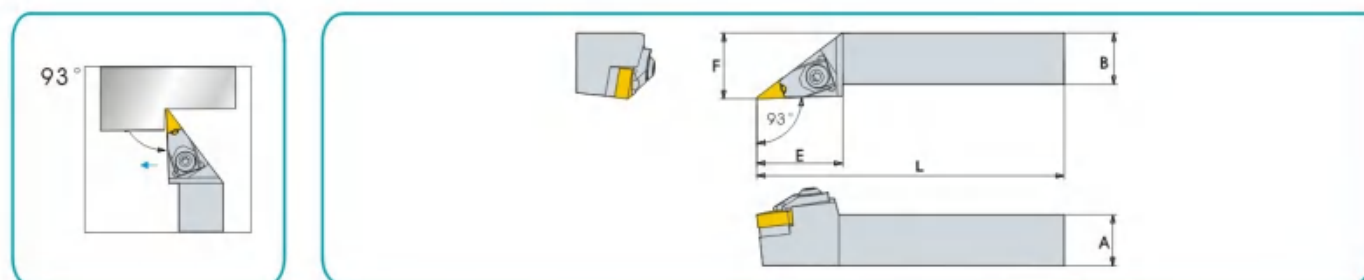
型号 Designation	库存 Stock		尺寸 Size					刀片 Inserts	刀垫 Shim	销钉 Pin	压板 Clamp	螺钉 Screw	塞环 Slopper ring	扳手 Wrench
	R	L	A	B	L	E	F							
BTQNR/L2020K16			20	20	125	32	25	TN□□1604□□	MT16-S	CTM5-S	BT16	BCS08	C-5	L2.5,L4.0
2525M16			25	25	150	32	32							
3232P16			32	32	170	32	40							

BVQNR/L



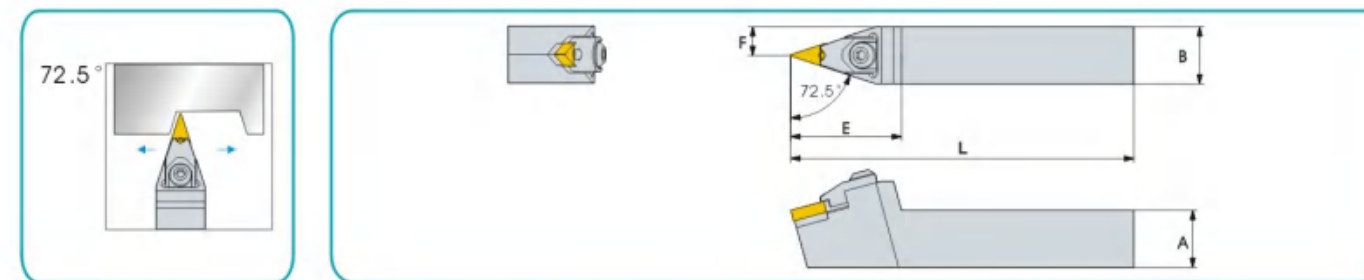
型号 Designation	库存 Stock		尺寸 Size					刀片 Inserts	刀垫 Shim	销钉 Pin	压板 Clamp	螺钉 Screw	塞环 Slopper ring	扳手 Wrench
	R	L	A	B	L	E	F							
BVQNR/L2020K16			20	20	125	42	25	VN□□1604□□	MV1603	CTM5-S	BV16	BCS06	C-5	L2.5,L3.0
2525M16			25	25	150	42	32							
3232P16			32	32	170	42	40							

BVJNR/L



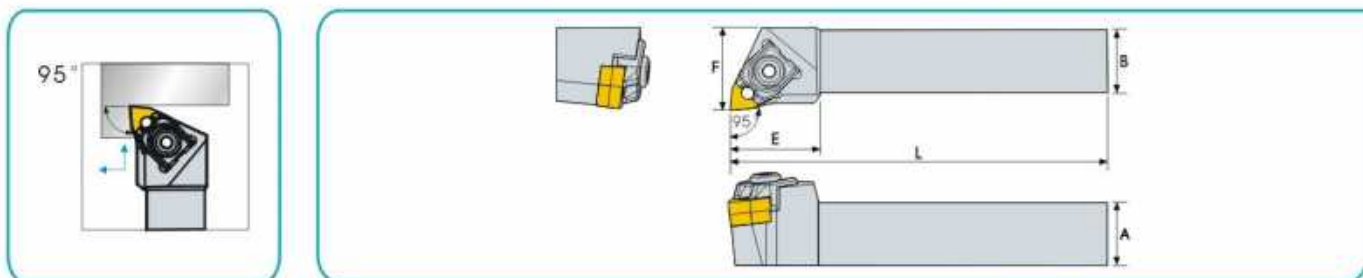
型号 Designation	库存 Stock		尺寸 Size					刀片 Inserts	刀垫 Shim	销钉 Pin	压板 Clamp	螺钉 Screw	塞环 Slopper ring	扳手 Wrench
	R	L	A	B	L	E	F							
BVJNR/L2020K16			20	20	125	45	25	VN□□1604□□	MV1603	CTM5-S	BV16	BCS06	C-5	L2.5,L3.0
2525M16			25	25	150	45	32							
3232P16			32	32	170	45	40							

BVVNN



型号 Designation	库存 Stock		尺寸 Size					刀片 Inserts	刀垫 Shim	销钉 Pin	压板 Clamp	螺钉 Screw	塞环 Slopper ring	扳手 Wrench
	R	L	A	B	L	E	F							
BVVNN2020K16			20	20	125	48	10	VN□□1604□□	MV1603	CTM5-S	BV16	BCS06	C-5	L2.5,L3.0
2525M16			25	25	150	48	12.5							
3232P16			32	32	170	48	16							

»» BWLNR/L

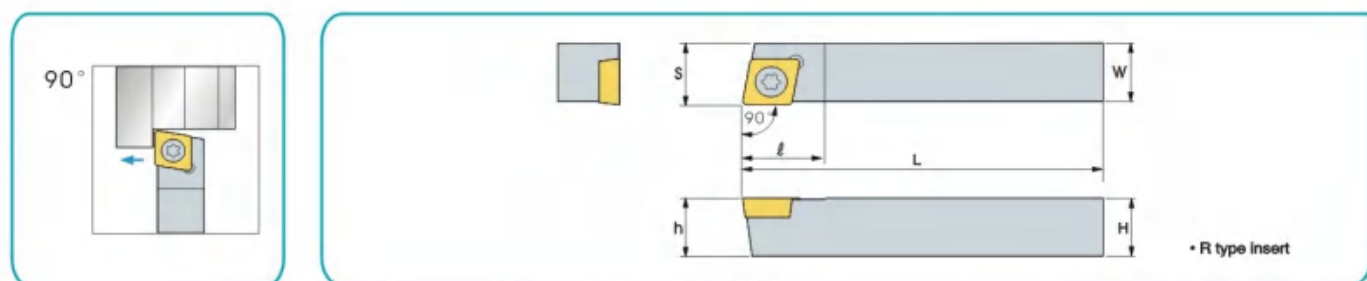


型号 Designation	库存 Stock		尺寸 Size				刀片 Inserts	刀垫 Shim	销钉 Pin	压板 Clamp	螺钉 Screw	塞环 Slopper ring	扳手 Wrench	
	R	L	A	B	L	E								F
BWLNR/L-2020K06			20	20	125	32	25							
2525M06			25	25	150	32	32	WN□□0604□□	MW0603	CTM5-S	BW06	BCS08	C-5	L2.5,L4.0
3232P06			32	32	170	32	40							
2525M08			25	25	150	32	32	WN□□0804□□	MW0804	CTM6-S	BW08	BCS08	C-6	L3,L4.0
3232P08			32	32	170	32	40							

A 外园车刀系列 S
Turning tool holder

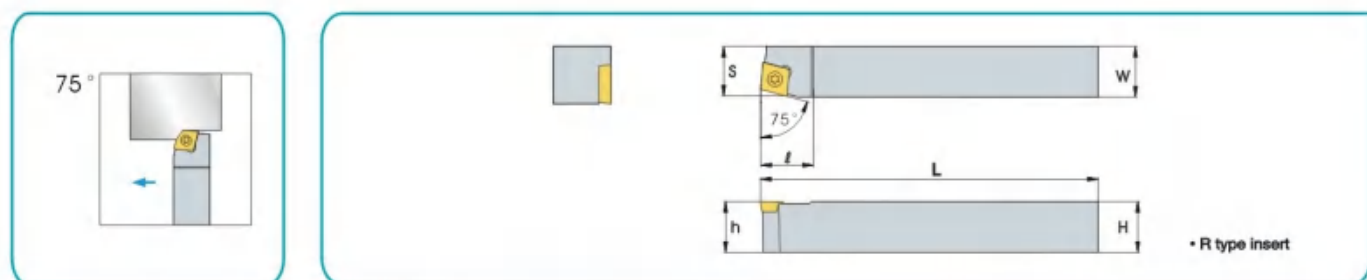


SCACR/L



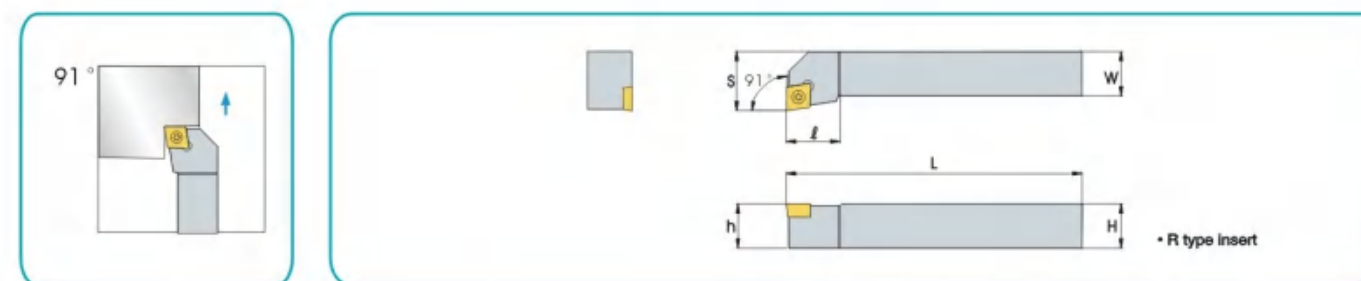
型号 Designation	库存 Stock		尺寸 Size					刀片 Inserts	螺钉 Screw	扳手 Wrench	
	R	L	H	W	L	ℓ	h				s
SCACR/L0808F06	●		8	8	80	10	8	8	CC□□0602□□	M2.5X6	T-8
1010H06	●		10	10	100	10	10	10			
1212H06	●		12	12	100	13	12	12			
1212H09			12	12	100	13	12	12	CC□□09T3□□	M3.5X9	T-15

SCBCR/L



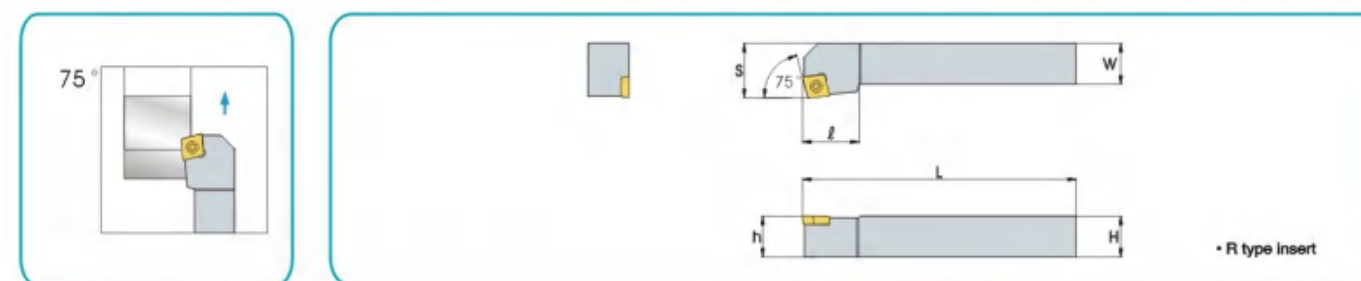
型号 Designation	库存 Stock		尺寸 Size					刀片 Inserts	螺钉 Screw	扳手 Wrench	
	R	L	H	W	L	ℓ	h				s
SCBCR/L1212F06	●		12	12	80	13	12	12	CC□□0602□□	M2.5X6	T-8
1616H06	●		16	16	100	13	16	14			
1212F09	●	●	12	12	80	13	12	12	CC□□09T3□□	M3.5X9	T-15
1616H09	●	●	16	16	100	20	16	14			
2020K09	●	●	20	20	125	20	20	17			
2525M09	●	●	25	25	150	20	25	22			
2020K12	●	●	20	20	125	20	20	17			
2525M12	●	●	25	25	150	20	25	22	CC□□1204□□	M5X12	T-20

SCFCR/L



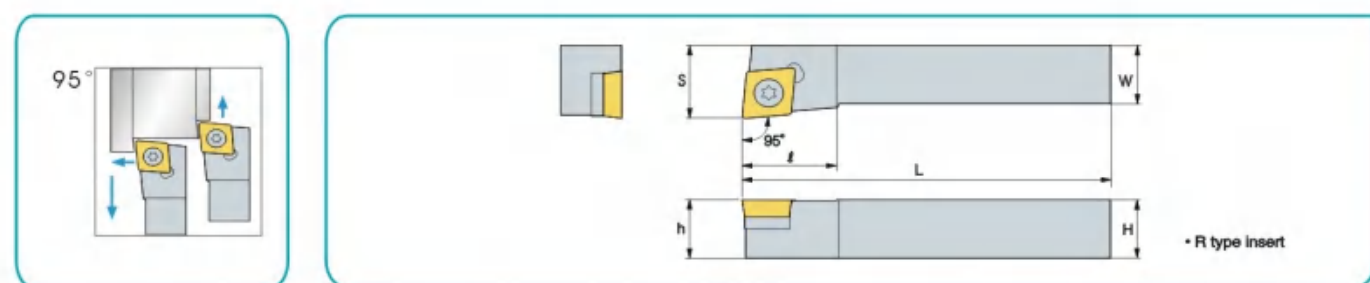
型号 Designation	库存 Stock		尺寸 Size					刀片 Inserts	螺钉 Screw	扳手 Wrench	
	R	L	H	W	L	ℓ	h				s
SCFCR/L1010F06			10	10	80	14	10	12	CC□□0602□□	M2.5X6	T-8
1212F06			12	12	80	14	12	16			
1616H09	●		16	16	100	16	16	20	CC□□09T3□□	M3.5X9	T-15
2020K09	●		20	20	125	16	20	25			
2525M09	●		25	25	150	16	25	32			

SCKCR/L



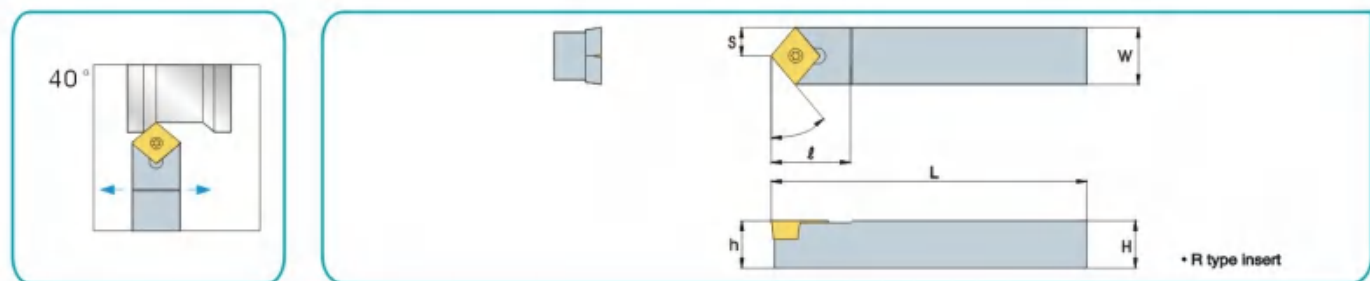
型号 Designation	库存 Stock		尺寸 Size					刀片 Inserts	螺钉 Screw	扳手 Wrench	
	R	L	H	W	L	ℓ	h				s
SCKCR/L2020K09	●		20	20	125	23	20	25	CC□□09T3□□	M3.5X9	T-15
2525M09	●		25	25	150	23	25	32			
2020K12	●		20	20	125	28	20	25	CC□□1204□□	M5X12	T-20
2525M12	●		25	25	150	28	25	32			

SCLCR/L



型号 Designation	库存 Stock		尺寸 Size						刀片 Inserts	螺钉 Screw	扳手 Wrench
	R	L	H	W	L	ℓ	h	s			
SCLCR/L 1010F06	●	●	10	10	80	12	10	12	CC□□0602□□	M2.5 X6	T-8
1212F09	●	●	12	12	80	16	12	16	CC□□09T3□□	M3.5X 9	T-15
1616H09	●	●	16	16	100	16	16	20			
2020K09	●	●	20	20	125	16	20	25			
2525M09	●	●	25	25	150	16	25	32			
2020K12	●	●	20	20	125	20	20	25	CC□□1204□□	M5 X12	T-20
2525M12	●	●	25	25	150	20	25	32			
3232P12	●	●	32	32	170	20	32	40			

SCMCN-100



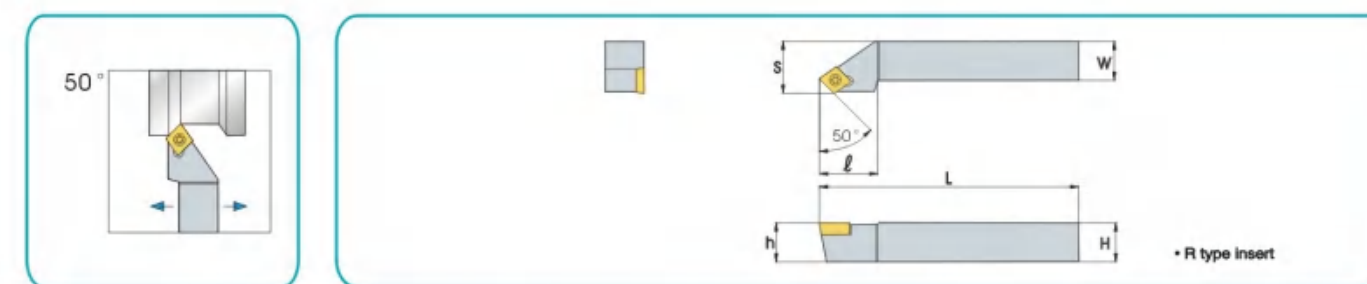
型号 Designation	库存 Stock		尺寸 Size						刀片 Inserts	螺钉 Screw	扳手 Wrench
	R	L	H	W	L	ℓ	h	s			
SCMCN1010F06-100	●		10	10	80	13	10	5	CC□□0602□□	M2.5 X6	T-8
1212F09-100	●		12	12	80	18	12	6	CC□□09T3□□	M3.5X 9	T-15
1616H09-100	●		16	16	100	18	16	8			
2020K09-100	●		20	20	125	18	20	10			
2525M09-100			25	25	150	18	25	12.5			
2020K12-100			20	20	125	23	20	10	CC□□1204□□	M5 X12	T-20
2525M12-100			25	25	150	23	25	12.5			

SCMCN



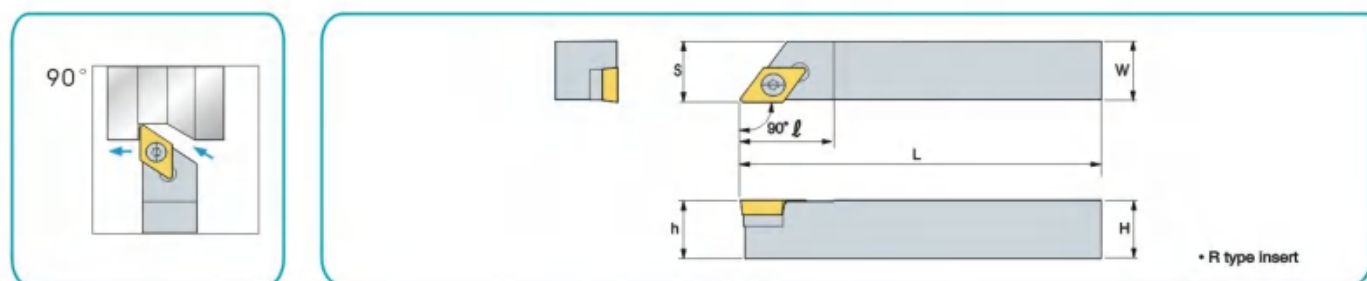
型号 Designation	库存 Stock		尺寸 Size						刀片 Inserts	螺钉 Screw	扳手 Wrench
	R	L	H	W	L	ℓ	h	s			
SCMCN1010F06	●		10	10	80	10	10	5	CC□□0602□□	M2.5 X6	T-8
1212F09	●		12	12	80	15	12	6	CC□□09T3□□	M3.5X 9	T-15
1616H09	●		16	16	100	15	16	8			
2020K09	●		20	20	125	15	20	10			
2525M09	●		25	25	150	15	25	12.5			
2020K12			20	20	125	20	20	10	CC□□1204□□	M5 X12	T-20
2525M12			25	25	150	20	25	12.5			

SCSCR/L



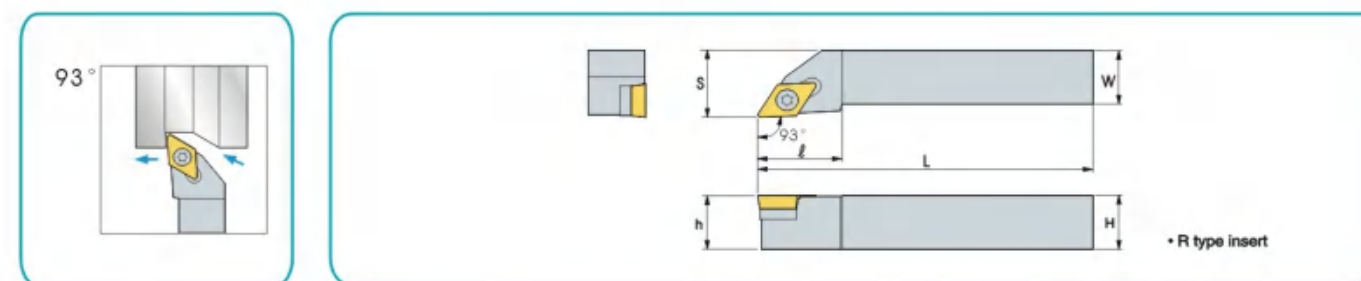
型号 Designation	库存 Stock		尺寸 Size						刀片 Inserts	螺钉 Screw	扳手 Wrench
	R	L	H	W	L	ℓ	h	s			
SCSCR/L1212F06	●		12	12	80	18	12	16	CC□□0602□□	M2.5 X6	T-8
1616H06	●		16	16	100	18	16	20			

SDACR/L



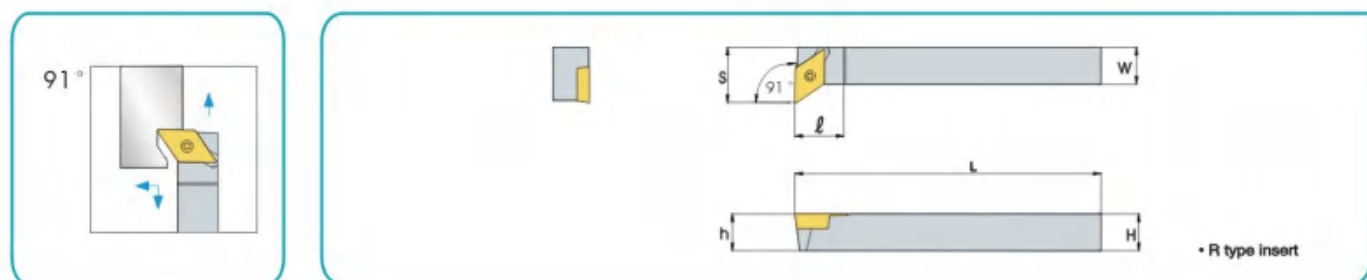
型号 Designation	库存 Stock		尺寸 Size						刀片 Inserts	螺钉 Screw	扳手 Wrench
	R	L	H	W	L	ℓ	h	s			
SDACR/L 0808F07	●		8	8	80	15	8	8	DC□□0602□□	M2.5X8	T-8
1010F07	●		10	10	80	15	10	10			
1212F07	●		12	12	80	15	12	12			
1212H11	●		12	12	100	22	12	12	DC□□11T3□□	M3.5 X9	T-15
1616H11	●	●	16	16	125	22	16	16			
2020K11	●		20	20	125	22	20	20			
2525M11	●		25	25	150	22	25	25			

SDJCR/L



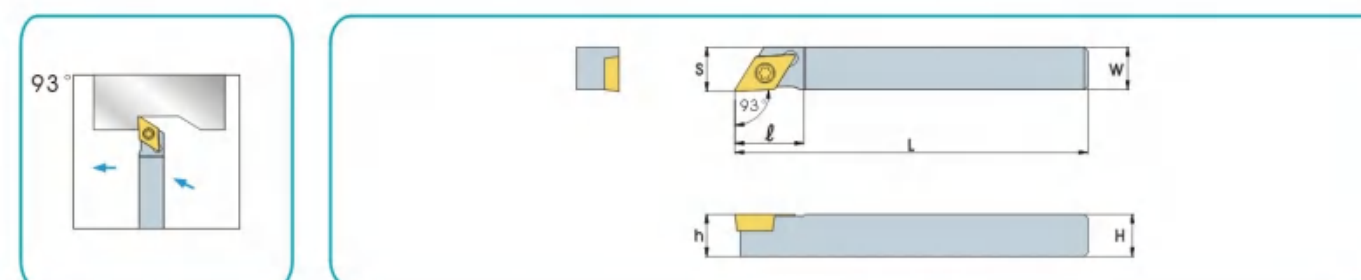
型号 Designation	库存 Stock		尺寸 Size						刀片 Inserts	螺钉 Screw	扳手 Wrench
	R	L	H	W	L	ℓ	h	s			
SDJCR/L1010F07	●	●	10	10	80	14	10	12	DC□□0702□□	M2.5 X8	T-8
1212F07	●	●	12	12	80	14	12	16			
1616H07	●	●	16	16	100	14	16	20			
1212F11	●	●	12	12	80	20	12	16	DC□□11T3□□	M3.5 X9	T-15
1616H11	●	●	16	16	100	20	16	20			
2020K11	●	●	20	20	125	20	20	25			
2525M11	●	●	25	25	150	22	25	32			
3232P11	●	●	32	32	170	23	32	40			
4040R11			40	40	200	25	40	50			

SDFCR/L



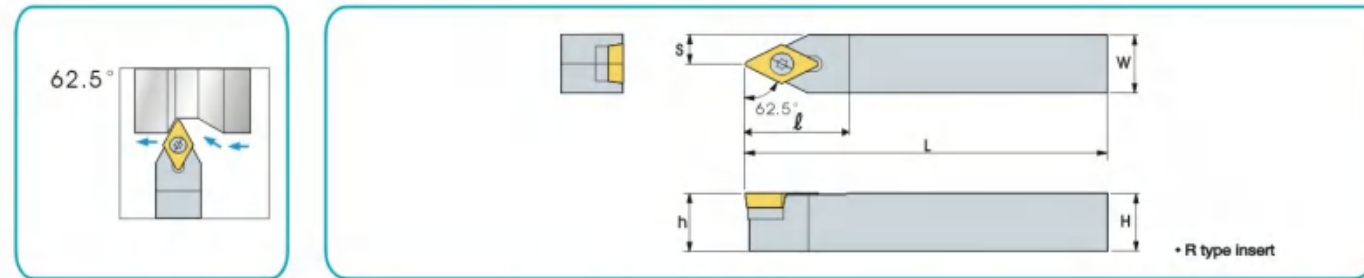
型号 Designation	库存 Stock		尺寸 Size						刀片 Inserts	螺钉 Screw	扳手 Wrench
	R	L	H	W	L	ℓ	h	s			
SDFCR/L1212H07	●	●	12	12	100	8	12	16	DC□□0702□□	M2.5X8	T-8
1212H11	●	●	12	12	100	14	12	18	DC□□11T3□□	M3.5X9	T-15
1616H11	●	●	16	16	100	14	16	20			

SDJCR/L-F



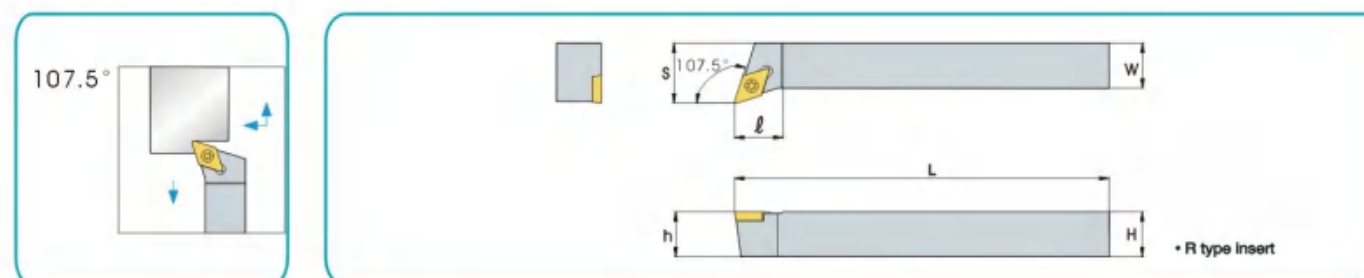
型号 Designation	库存 Stock		尺寸 Size						刀片 Inserts	螺钉 Screw	扳手 Wrench
	R	L	H	W	L	ℓ	h	s			
SDJCR/L1212K11-F			12	12	125	12.5	12	12	DC□□11T3□□	M3.5X9	T-15
1616K11-F			16	16	125	16.5	16	16			

SDNCN



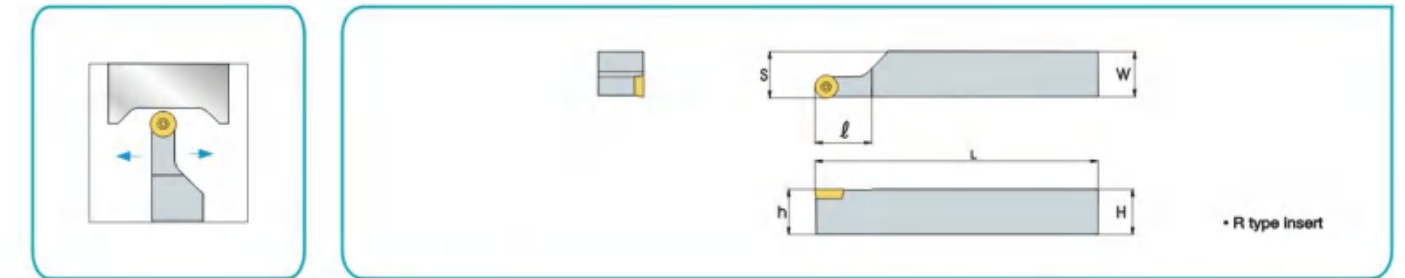
型号 Designation	库存 Stock		尺寸 Size						刀片 Inserts	螺钉 Screw	扳手 Wrench
	R	L	H	W	L	ℓ	h	s			
SDNCN0808F07	●		8	8	80	14	8	4	DC□□0602□□	M2.5X8	T-8
1010F07	●		10	10	80	14	10	5			
1212F07	●		12	12	80	14	12	6			
1212H11	●		12	12	100	21	12	6	DC□□11T3□□	M3.5 X9	T-15
1616H11	●		16	16	100	21	16	8			
2020K11	●		20	20	125	21	20	10			
2525M11	●		25	25	150	21	25	12.5			

SDQCR/L



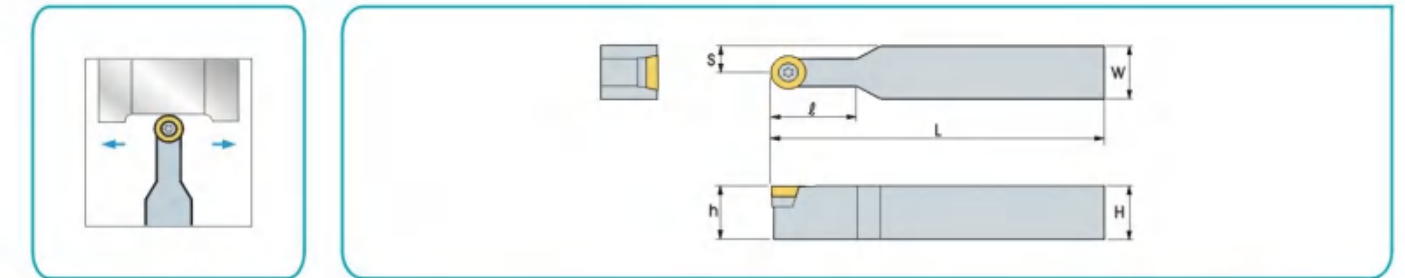
型号 Designation	库存 Stock		尺寸 Size						刀片 Inserts	螺钉 Screw	扳手 Wrench
	R	L	H	W	L	ℓ	h	s			
SDQCR/L1010F07			10	10	80	5	10	12	DC□□0702□□	M2.5X8	T-8
1212F07	●	●	12	12	80	13	12	16			
1212F11	●	●	12	12	80	14	12	16	DC□□11T3□□	M3.5 X9	T-15
1616H11	●	●	16	16	100	14	16	20			
2020K11	●	●	20	20	125	16	20	25			
2525M11	●	●	25	25	150	22	25	32			

SRACR/L



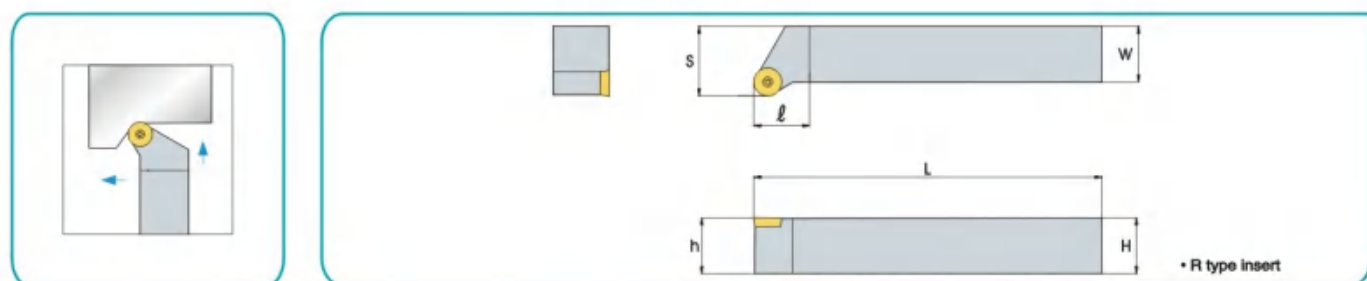
型号 Designation	库存 Stock		尺寸 Size						刀片 Inserts	螺钉 Screw	扳手 Wrench
	R	L	H	W	L	ℓ	h	s			
SRACR/L1616H08	●	●	16	16	100	16	16	16.5	RC□□0803□□	M3X8	T-8
2020K08	●	●	20	20	125	16	20	20.5			
2525M08	●	●	25	25	150	16	25	25.5			
2020K10	●	●	20	20	125	20.3	20	20.4	RC□□1003□□	M3.5 X9	T-15
2525M10	●	●	25	25	150	20.3	25	25.4			

SRDCN



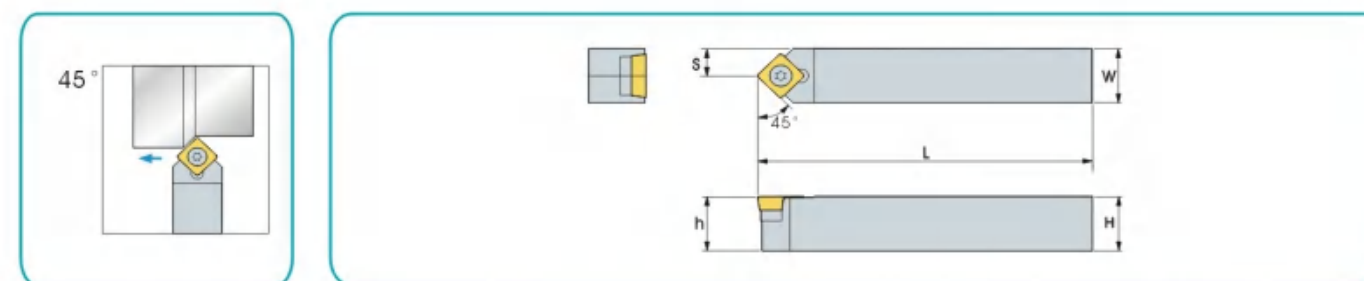
型号 Designation	库存 Stock		尺寸 Size						刀片 Inserts	螺钉 Screw	扳手 Wrench
	R	L	H	W	L	ℓ	h	s			
SRDCN1616H08	●		16	16	100	16	16	8	RC□□0803□□	M3X8	T-8
2020K08	●		20	20	125	16	20	10			
2525M08	●		25	25	150	16	25	12.5			
1616H10	●		16	16	100	20.3	16	8	RC□□1003□□	M3.5 X9	T-15
2020K10	●		20	20	125	20.3	20	10			
2525M10	●		25	25	150	20.3	25	12.5			

SRGCR/L



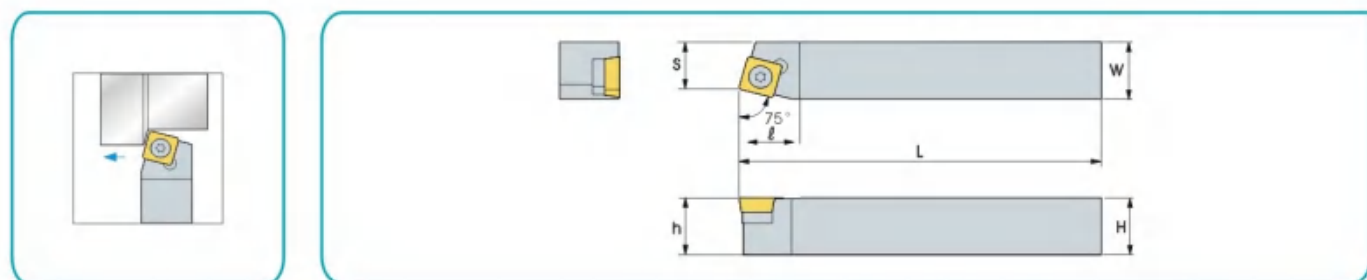
型号 Designation	库存 Stock		尺寸 Size						刀片 Inserts	螺钉 Screw	扳手 Wrench
	R	L	H	W	L	ℓ	h	s			
SRGCR/L1616H08			16	16	100	20	16	20	RC□□0803□□	M3X 8	T-8
1616H10	●	●	16	16	100	20	16	20	RC□□1003□□	M3.5X9	T-15
2020K10	●	●	20	20	125	20	20	25			
2525M10	●		25	25	150	20	25	32			

SSDCN



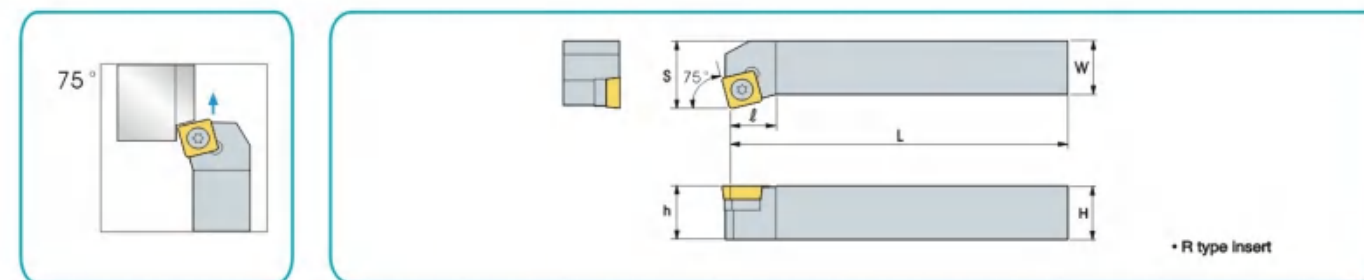
型号 Designation	库存 Stock		尺寸 Size						刀片 Inserts	螺钉 Screw	扳手 Wrench
	R	L	H	W	L	ℓ	h	s			
SSDCN 1212F09	●		12	12	80	16	12	6	SC□□09T3□□	M3.5X 9	T-15
1616H09	●		16	16	100	16	16	8			
2020K09	●		20	20	125	16	20	10			
2525M09	●		25	25	150	16	25	12.5			

SSBCR/L



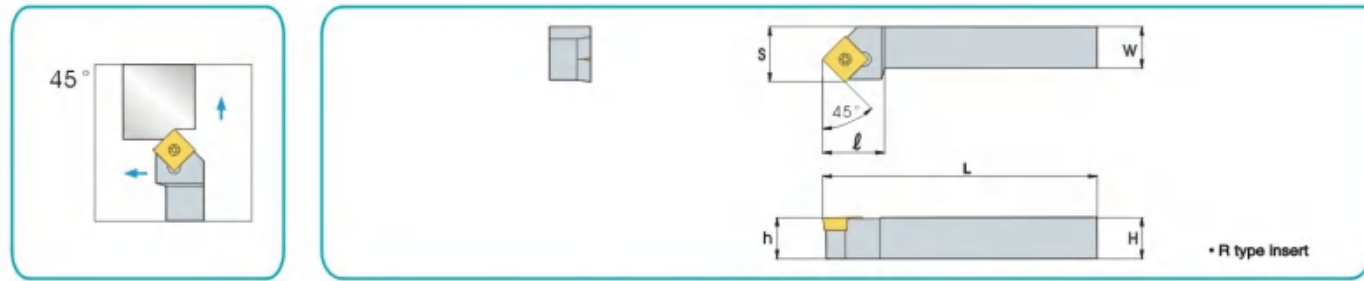
型号 Designation	库存 Stock		尺寸 Size						刀片 Inserts	螺钉 Screw	扳手 Wrench
	R	L	H	W	L	ℓ	h	s			
SSBCR/L 1212F09	●	●	12	12	80	18	12	9.5	SC□□09T3□□	M3.5X 9	T-15
1616H09	●	●	16	16	100	18	16	12			
2020K09	●	●	20	20	125	18	20	17			
2020K12	●	●	20	20	125	22	20	17	SC□□1204□□	M5 X12	T-20
2525M12	●		25	25	150	22	25	22			

SSKCR/L



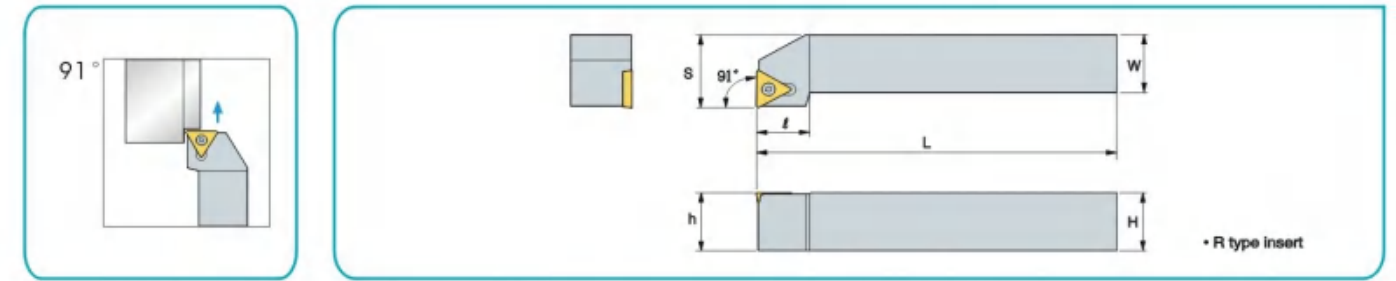
型号 Designation	库存 Stock		尺寸 Size						刀片 Inserts	螺钉 Screw	扳手 Wrench
	R	L	H	W	L	ℓ	h	s			
SSKCR/L 1212F09	●	●	12	12	80	16	12	16	SC□□09T3□□	M3.5X 9	T-15
1616H09	●	●	16	16	100	16	16	20			
2020K09	●	●	20	20	125	18	20	25			
2525M09	●	●	25	25	150	25	25	32			
2525M12	●		25	25	150	25	25	32			
									SC□□1204□□	M5 X12	T-20

SSSCR/L



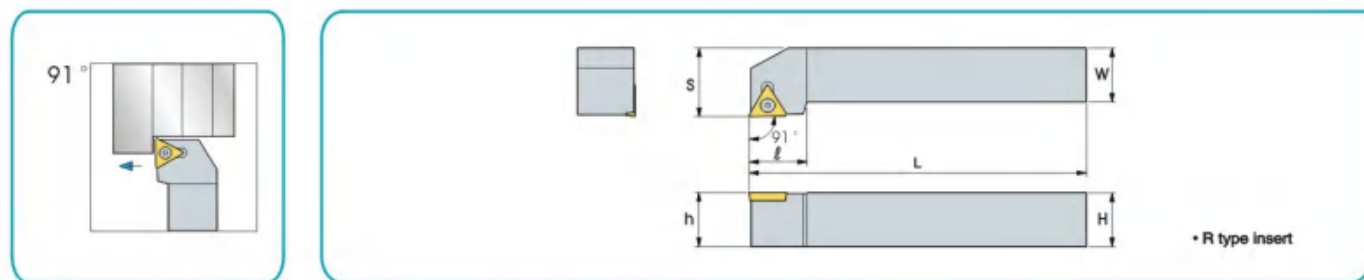
型号 Designation	库存 Stock		尺寸 Size						刀片 Inserts	螺钉 Screw	扳手 Wrench
	R	L	H	W	L	ℓ	h	s			
SSSCR/L 1212F09	●	●	12	12	80	16	12	16	SC□□09T3□□	M3.5X9	T-15
1616H09	●	●	16	16	100	16	16	20			
2020K09	●	●	20	20	125	18	20	25			
2525M09	●	●	25	25	150	25	25	32			
2525M12	●		25	25	150	25	25	32	SC□□1204□□	M5 X12	T-20

STFCR/L



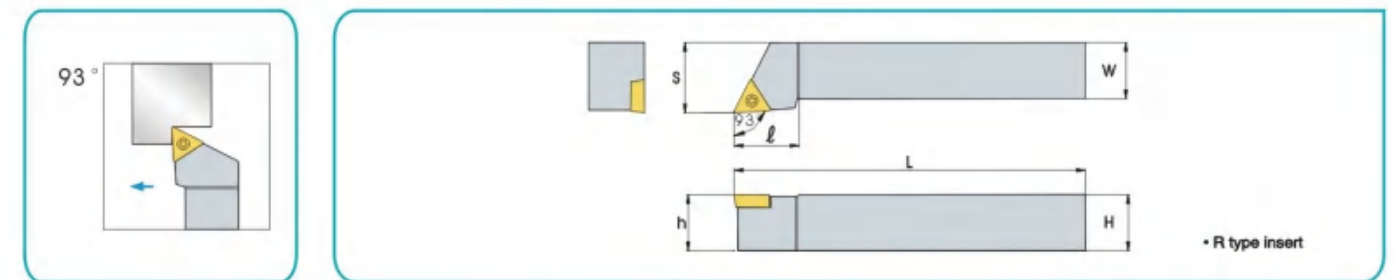
型号 Designation	库存 Stock		尺寸 Size						刀片 Inserts	螺钉 Screw	扳手 Wrench
	R	L	H	W	L	ℓ	h	s			
STFCR/L1212F09	●	●	12	12	80	14	12	16	TC□□0902□□	M2.2X6	T-6
1212F11	●	●	12	12	80	14	12	16	TC□□1102□□	M2.5X8	T-8
1616H11	●	●	16	16	100	14	16	20			
1616H16	●	●	16	16	100	22	16	20	TC□□16T3□□	M3.5 X9	T-15
2020K16	●	●	20	20	125	22	20	25			
2525M16	●	●	25	25	150	22	25	32			
3232P16			32	32	170	22	32	40			

STGCR/L



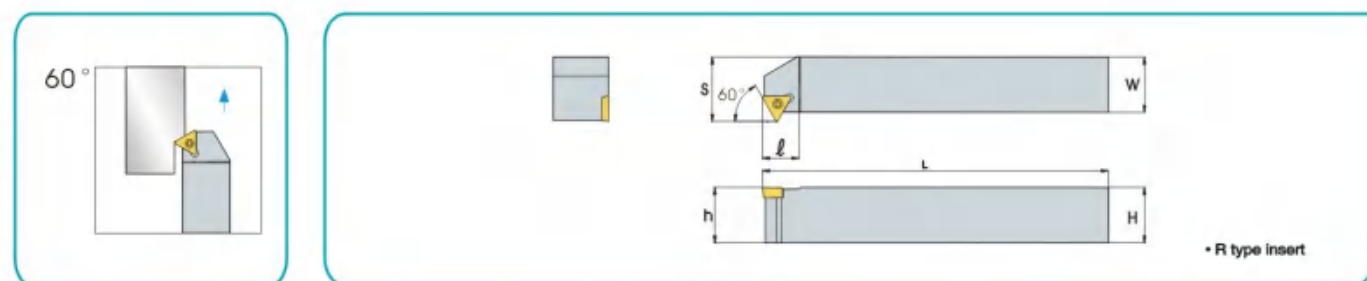
型号 Designation	库存 Stock		尺寸 Size						刀片 Inserts	螺钉 Screw	扳手 Wrench
	R	L	H	W	L	ℓ	h	s			
STGCR/L1616H11	●	●	16	16	100	14	16	20	TC□□1102□□	M2.5X8	T-8
1616H16	●	●	16	16	100	14	16	20	TC□□16T3□□	M3.5 X9	T-15
2020K16	●	●	20	20	125	20	20	25			
2525M16	●	●	25	25	150	20	25	32			

STJCR/L



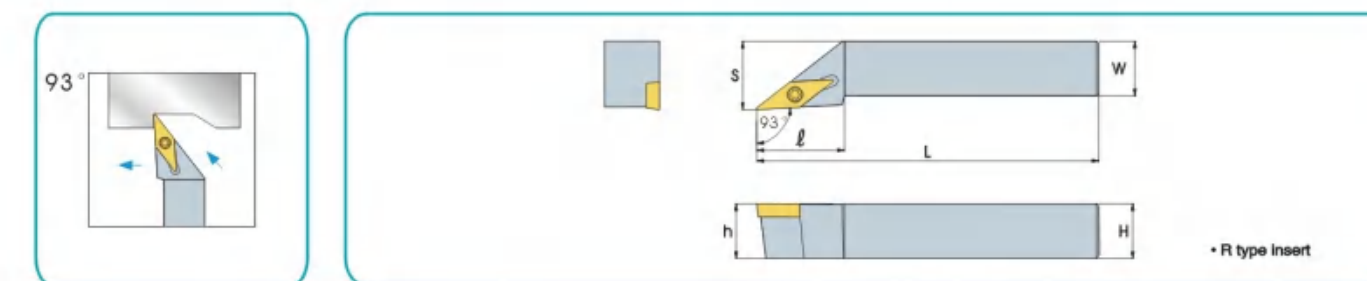
型号 Designation	库存 Stock		尺寸 Size						刀片 Inserts	螺钉 Screw	扳手 Wrench
	R	L	H	W	L	ℓ	h	s			
STJCR/L1212F11			12	12	80	18	12	16	TC□□1102□□	M2.5X8	T-8
1616H11	●		16	16	100	18	16	20			

STWCR/L



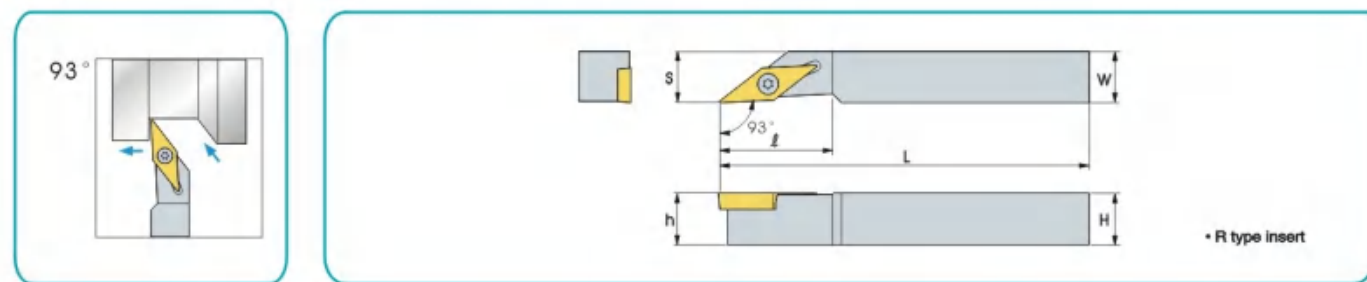
型号 Designation	库存 Stock		尺寸 Size						刀片 Inserts	螺钉 Screw	扳手 Wrench
	R	L	H	W	L	ℓ	h	s			
STWCR/L1616H11			16	16	100	8	16	19.3	TC□□1102□□	M2.5X8	T-8
2020K11	●		20	20	125	8	20	23.3			
2525M11			25	25	150	8	25	28.3			
1616H16			16	16	100	12	16	21	TC□□16T3□□	M3.5 X9	T-15
2020K16			20	20	125	12	20	26			
2525M16	●		25	25	150	12	25	31			
3232P16	●		32	32	170	12	32	38			

SVJBR/L,SVJCR/L



型号 Designation	库存 Stock		尺寸 Size						刀片 Inserts	螺钉 Screw	扳手 Wrench
	R	L	H	W	L	ℓ	h	s			
SVJBR/L 1212F11	●	●	12	12	80	22	12	16	VB□□1103□□	M2.5X8	T-8
1616H11	●	●	16	16	100	25	16	20			
2020K11	●	●	20	20	125	32	20	25			
2525M11	●	●	25	25	150	38	25	32			
1616H16	●	●	16	16	100	30	16	20	VB□□1604□□	M3.5X9	T-15
2020K16	●	●	20	20	125	32	20	25			
2525M16	●	●	25	25	150	40	25	32			
3232P16	●	●	32	32	170	45	32	40			

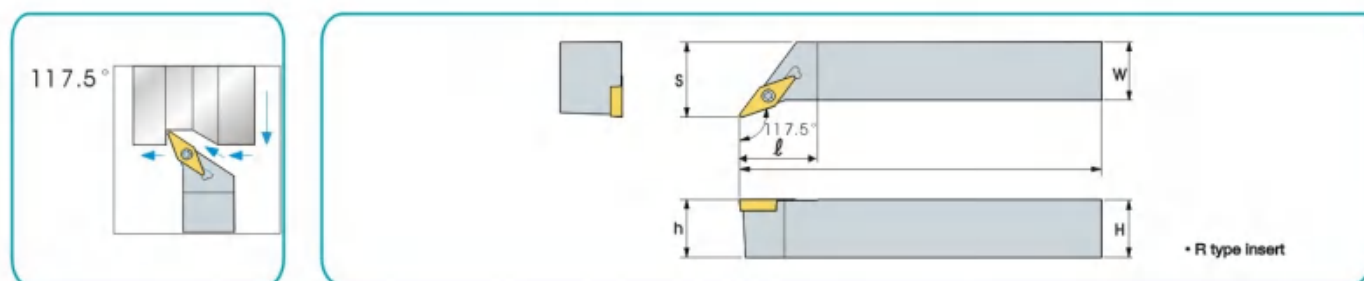
SVJBR/L-F,SVJCR/L-F



型号 Designation	库存 Stock		尺寸 Size						刀片 Inserts	螺钉 Screw	扳手 Wrench
	R	L	H	W	L	ℓ	h	s			
SVJBR/L 1010-H11F			10	10	100	10.5	10	10	VB□□1103□□	M2.5X8	T-8
1212-H11F			12	12	100	12.5	12	12			
1616-K11F			16	16	125	16.5	16	16			
SVJCR/L 1010-H11F			10	10	100	10.5	10	10	VC□□1103□□	M2.5X8	T-8
1212-H11F			12	12	100	12.5	12	12			
1616-K11F			16	16	125	16.5	16	16			

型号 Designation	库存 Stock		尺寸 Size						刀片 Inserts	螺钉 Screw	扳手 Wrench
	R	L	H	W	L	ℓ	h	s			
SVJCR/L 1212F11	●	●	12	12	80	22	12	16	VC□□1103□□	M2.5X8	T-8
1616H11	●	●	16	16	100	25	16	20			
2020K11	●	●	20	20	125	32	20	25			
2525M11	●	●	25	25	150	38	25	32			
1616H16	●	●	16	16	100	30	16	20	VC□□1604□□	M3.5X9	T-15
2020K16	●	●	20	20	125	32	20	25			
2525M16	●	●	25	25	150	40	25	32			
3232P16	●	●	32	32	170	45	32	40			

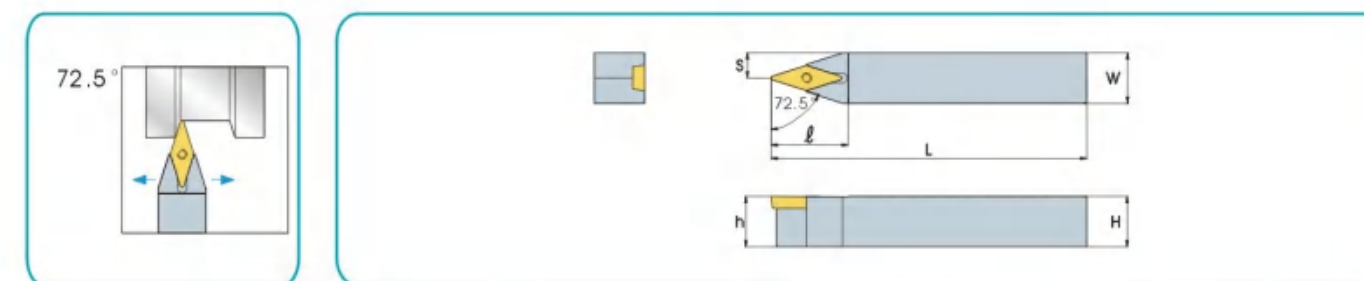
SVQBR/L



型号 Designation	库存 Stock		尺寸 Size						刀片 Inserts	螺钉 Screw	扳手 Wrench
	R	L	H	W	L	ℓ	h	s			
SVQBR/L1616H11	●	●	16	16	100	35	16	20	VB□□1103□□	M2.5X8	T-8
2020K11			20	20	125	35	20	25			
2525M11			25	25	150	35	25	32			
1616H16			16	16	100	35	16	20	VB□□1604□□	M3.5 X9	T-15
2020K16	●	●	20	20	125	35	20	25			
2525M16	●	●	25	25	150	35	25	32			
3232P16	●	●	32	32	170	35	32	40			

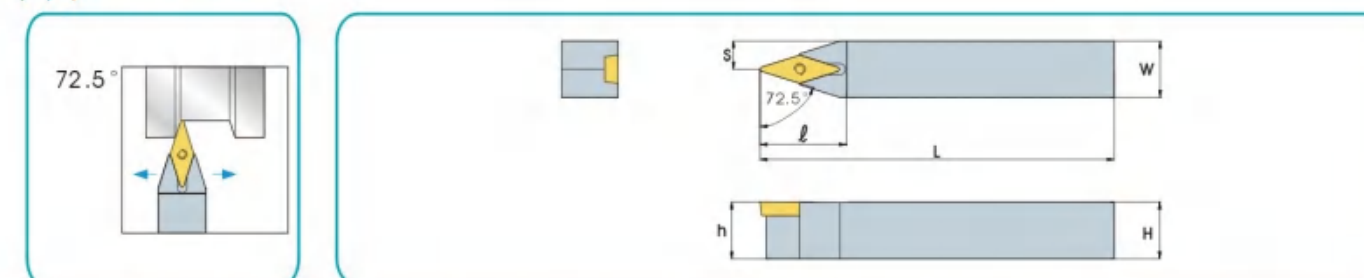
型号 Designation	库存 Stock		尺寸 Size						刀片 Inserts	螺钉 Screw	扳手 Wrench
	R	L	H	W	L	ℓ	h	s			
SVQCR/L1616H11	●	●	16	16	100	35	16	20	VC□□1103□□	M2.5X8	T-8
2020K11			20	20	125	35	20	25			
2525M11			25	25	150	35	25	32			
1616H16			16	16	100	35	16	20	VC□□1604□□	M3.5 X9	T-15
2020K16	●	●	20	20	125	35	20	25			
2525M16	●	●	25	25	150	35	25	32			
3232P16	●	●	32	32	170	35	32	40			

SVVBN



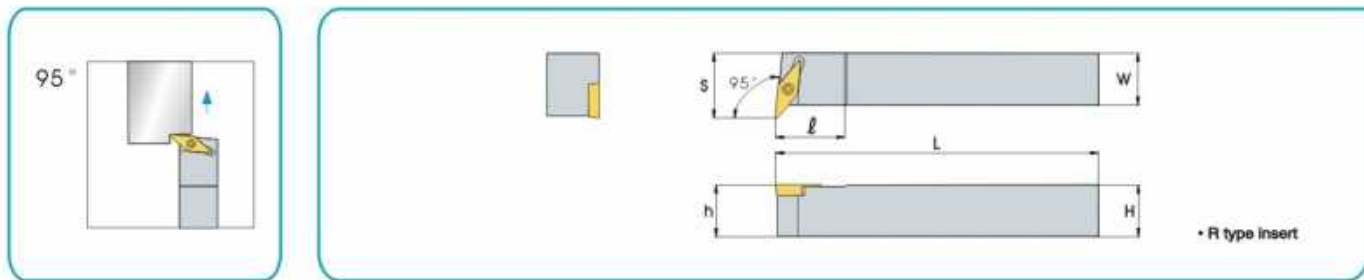
型号 Designation	库存 Stock		尺寸 Size						刀片 Inserts	螺钉 Screw	扳手 Wrench
	R	L	H	W	L	ℓ	h	s			
SVVBN1212F11	●		12	12	80	24	12	6	VB□□1103□□	M2.5 X8	T-8
1616H11	●		16	16	100	24	16	8			
2020K11	●		20	20	125	24	20	10			
2525M11	●		25	25	150	24	25	12.5			
1616H16	●		16	16	100	34	16	8	VB□□1604□□	M3.5 X9	T-15
2020K16	●		20	20	125	34	20	10			
2525M16	●		25	25	150	34	25	12.5			
3232P16	●		32	32	170	34	32	16			

SVVCN



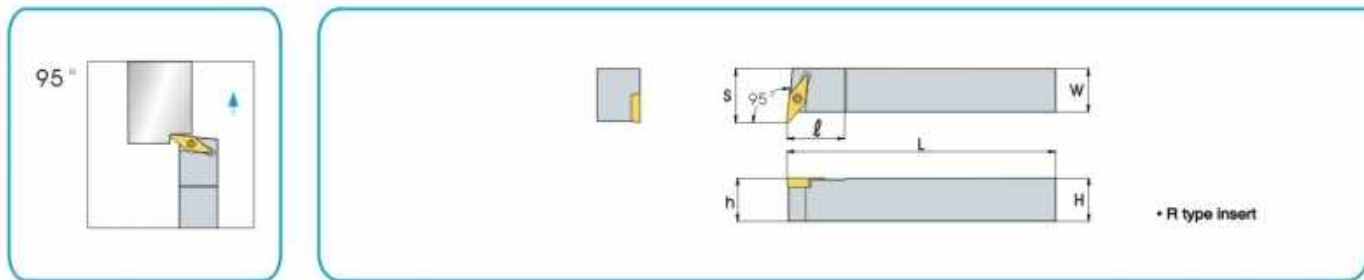
型号 Designation	库存 Stock		尺寸 Size						刀片 Inserts	螺钉 Screw	扳手 Wrench
	R	L	H	W	L	ℓ	h	s			
SVVCN1212F11	●		12	12	80	24	12	6	VC□□1103□□	M2.5 X8	T-8
1616H11	●		16	16	100	24	16	8			
2020K11	●		20	20	125	24	20	10			
2525M11	●		25	25	150	24	25	12.5			
1616H16	●		16	16	100	34	16	8	VC□□1604□□	M3.5 X9	T-15
2020K16	●		20	20	125	34	20	10			
2525M16	●		25	25	150	34	25	12.5			
3232P16	●		32	32	170	34	32	16			

SVUCR/L



型号 Designation	库存 Stock		尺寸 Size						刀片 Inserts	螺钉 Screw	扳手 Wrench
	R	L	H	W	L	l	h	s			
SVUCR/L1212H11	●	●	12	12	100	14	12	20	VC□□1103□□	M2.5X8	T-8
1616H11	●	●	16	16	100	14	16	20	VC□□1103□□	M2.5X8	T-8
2020K16	●	●	20	20	125	18	20	30	VC□□1604□□	M3.5 X9	T-15
2525M16	●	●	25	25	150	18	25	35	VC□□1604□□	M3.5 X9	T-15

SVUBR/L

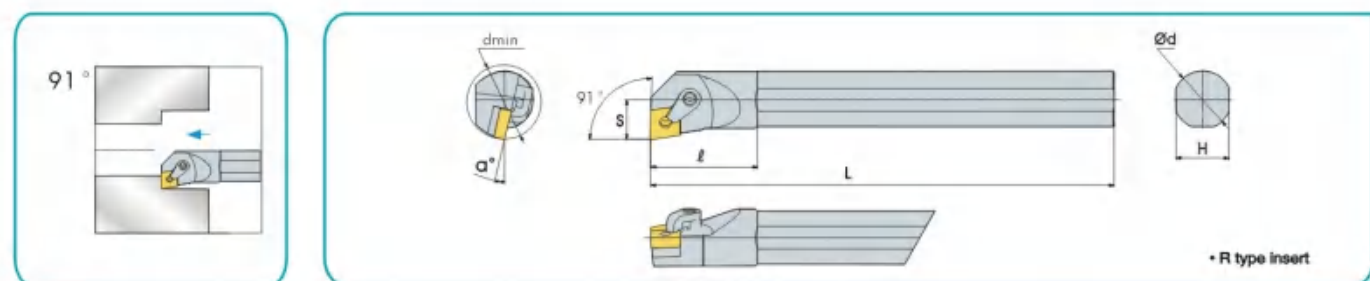


型号 Designation	库存 Stock		尺寸 Size						刀片 Inserts	螺钉 Screw	扳手 Wrench
	R	L	H	W	L	l	h	s			
SVUBR/L1212H11	●	●	12	12	100	14	12	20	VB□□1103□□	M2.5X8	T-8
1616H11	●	●	16	16	100	14	16	20	VB□□1103□□	M2.5X8	T-8
2020K16	●	●	20	20	125	18	20	30	VB□□1604□□	M3.5 X9	T-15
2525M16	●	●	25	25	150	18	25	35	VB□□1604□□	M3.5 X9	T-15

A 内孔车刀系列
Boring bar holder

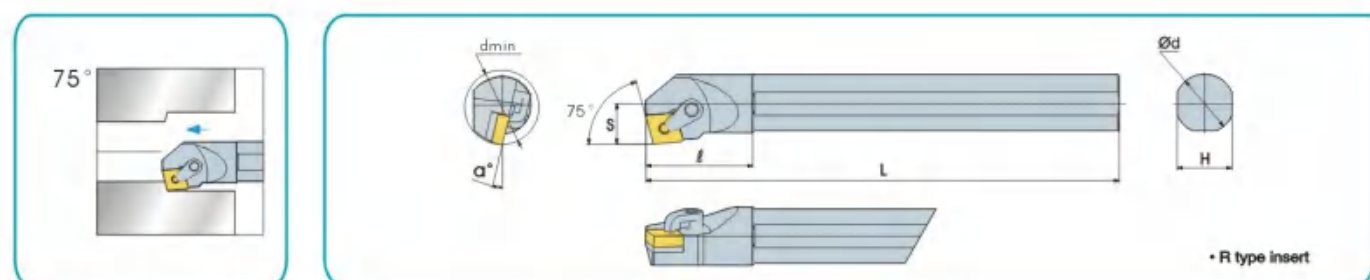


MCFNR/L



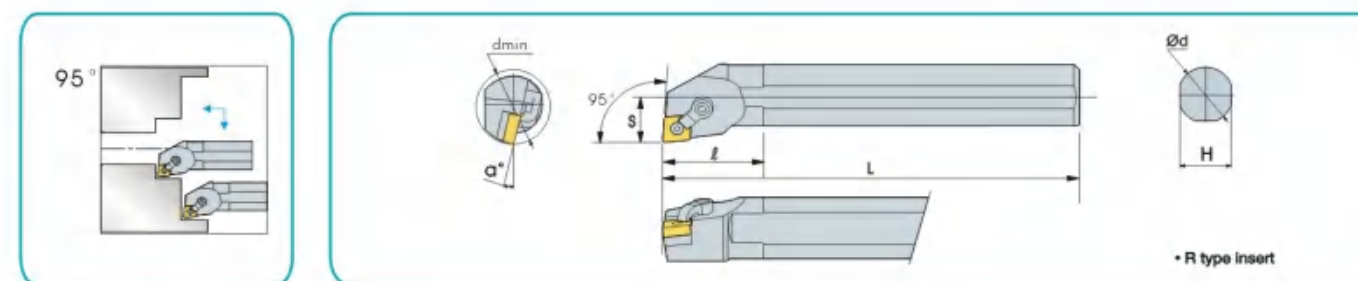
型号 Designation	库存 Stock		尺寸 Size							刀片 Inserts	刀垫 Shim	销钉 Pin	压板 Clamp	双头螺钉 Screw	扳手 Wrench
	R	L	dmin	φd	s	L	l	H	α°						
S20Q-MCFNR/L12	●		φ23	20	13	180	33	18	15°	CN□□1204□□	X	CTM613	HL1812	ML0622	L2.5,L3.0
S25R-MCFNR/L12	●		φ29	25	17	200	47	23	13°				HI1814	ML0625	

MCKNR/L



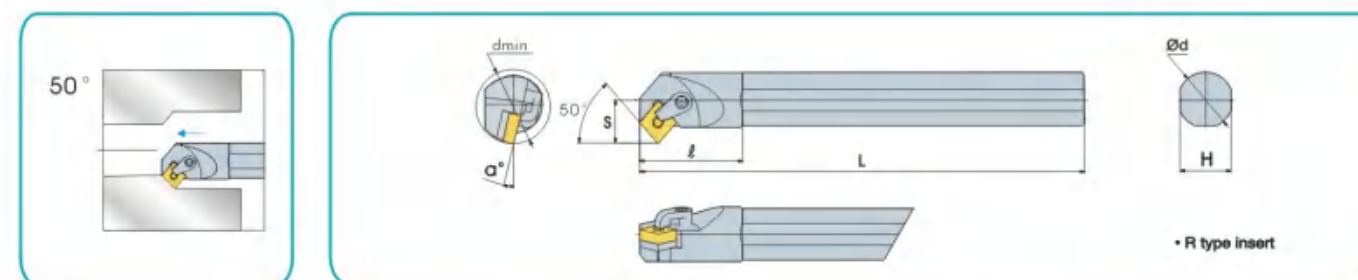
型号 Designation	库存 Stock		尺寸 Size							刀片 Inserts	刀垫 Shim	销钉 Pin	压板 Clamp	双头螺钉 Screw	扳手 Wrench
	R	L	dmin	φd	s	L	l	H	α°						
S20Q-MCKNR/L12	●	●	φ24	20	14	180	45	18	15°	CN□□1204□□	X	CTM613	HL1812	ML0622	L2.5,L3.0
S25R-MCKNR/L12	●	●	φ30	25	17	200	45	23	13°				HI1814	ML0625	
S32S-MCKNR/L12	●	●	φ38	32	22.5	250	50	30	17°	MC1204	CTM617	HL1814	ML0625	L2.5,L3.0	
S40T-MCKNR/L12			φ47	25	27	300	55	38	15°						
S50U-MCKNR/L12			φ60	32	35	350	70	48	12°						

MCLNR/L



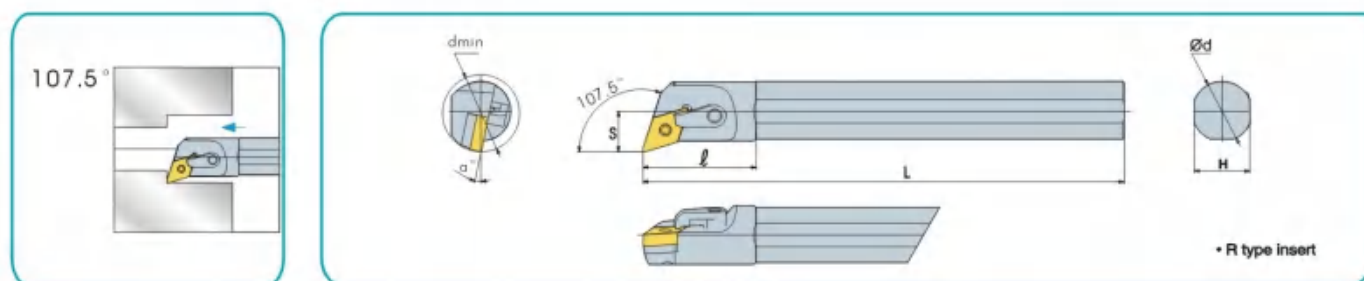
型号 Designation	库存 Stock		尺寸 Size							刀片 Inserts	刀垫 Shim	销钉 Pin	压板 Clamp	双头螺钉 Screw	扳手 Wrench
	R	L	dmin	φd	s	L	l	H	α°						
S20Q-MCLNR/L09	●	●	φ23	20	13	180	33	18	15°	CN□□0904□□	X	CTM509	HL1511	ML0515	L2.0,L2.5
S20Q-MCLNR/L12	●	●	φ23	20	13	180	45	18	15°				CTM613	HL1812	
S25R-MCLNR/L12	●	●	φ30	25	17	200	45	23	12°	CN□□1204□□	MC1204	CTM617	HI1814	ML0625	L2.5,L3.0
S32S-MCLNR/L12	●	●	φ38	32	22.5	250	50	30	17°						
S40T-MCLNR/L12	●	●	φ47	40	27	300	55	38	15°						
S50U-MCLNR/L12	●		φ60	50	31	350	70	48	12°	CN□□1606□□	MC1604	CTM822	HL2217	ML0830	L4.0
S60V-MCLNR/L12	●		φ70	60	36	400	70	58	10°						
S32S-MCLNR/L16	●		φ38	32	22.5	250	50	30	17°						
S40T-MCLNR/L16			φ47	40	27	300	55	38	15°	CN□□1906□□	MC1904	CTM1022	HL2217	ML0830	L4.0
S50U-MCLNR/L19			φ60	50	31	350	75	48	12°						

MCWNR/L



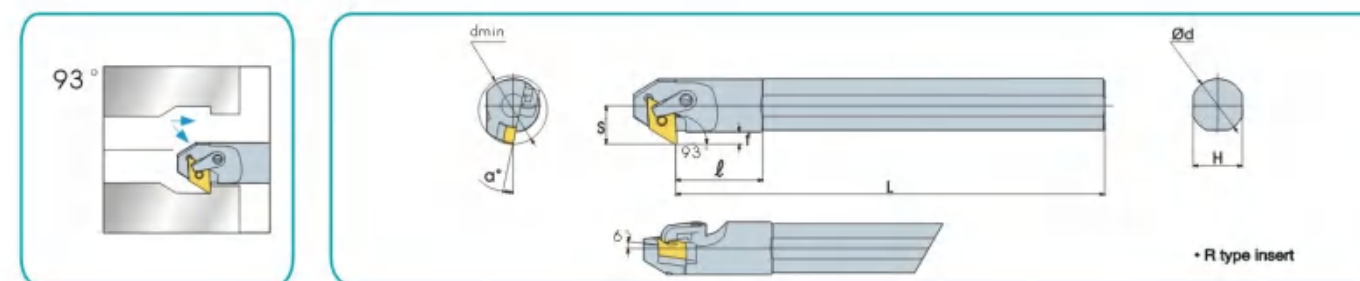
型号 Designation	库存 Stock		尺寸 Size							刀片 Inserts	刀垫 Shim	销钉 Pin	压板 Clamp	双头螺钉 Screw	扳手 Wrench
	R	L	dmin	φd	s	L	l	H	α°						
S20Q-MCWNR/L12	●		φ27	20	14	180	40	18	15°	CN□□1204□□	X	CTM613	HL1812	ML0622	L2.5,L3.0
S25R-MCWNR/L12			φ31	25	17	200	45	23	12°				HI1814	ML0625	
S32S-MCWNR/L12			φ39	32	22.5	250	50	30	17°				MC1204	CTM617	

MDQNR/L



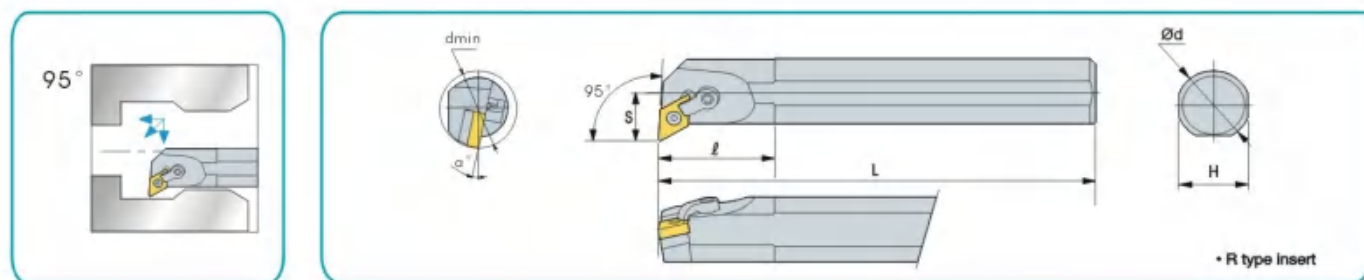
型号 Designation	库存 Stock		尺寸 Size							刀片 Inserts	刀垫 Shim	销钉 Pin	压板 Clamp	双头螺钉 Screw	扳手 Wrench
	R	L	dmin	Φd	s	L	l	H	α°						
S25R-MDQNR/L15	●	●	Φ32	25	17	200	45	23	12°	DN□□1504□□	X	CTM613			
S32S-MDQNR/L15	●	●	Φ42	32	22.5	250	50	30	17°		HL2114	ML0625	L2.5, L3.0		
S40T-MDQNR/L15	●		Φ50	40	27	300	60	38	15°		MD1504	CTM617			
S50U-MDQNR/L15			Φ63	50	33	350	70	48	12°						

MDZNR/L



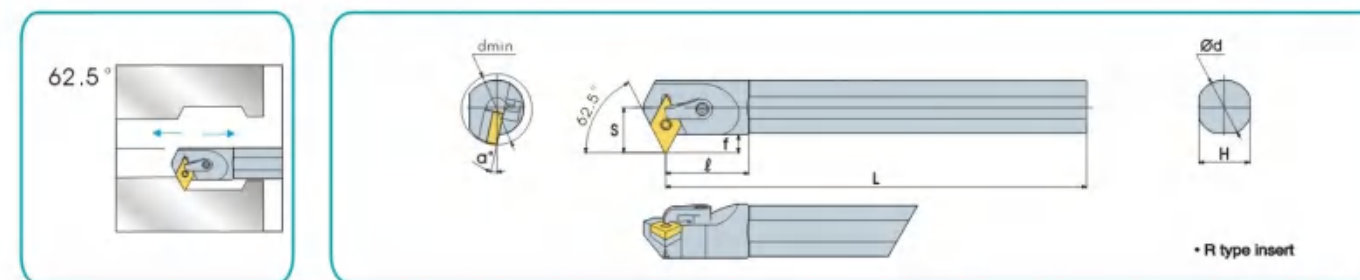
型号 Designation	库存 Stock		尺寸 Size							刀片 Inserts	刀垫 Shim	销钉 Pin	压板 Clamp	双头螺钉 Screw	扳手 Wrench	
	R	L	dmin	Φd	s	L	l	H	α°							
S25R-MDZNR/L15	●	●	Φ30	25	18	200	45	23	5	13°	DN□□1504□□	X	CTM613	HL2112	ML0622	
S32S-MDZNR/L15	●		Φ38	32	22	250	50	30	5.5	17°		HL2114	ML0625	L2.5, L3.0		
S40T-MDZNR/L15	●		Φ47	40	27	300	55	38	6.5	13°		MD1504	CTM617			
S50U-MDZNR/L15			Φ60	50	33	350	70	48	7.5	12°						

MDUNR/L



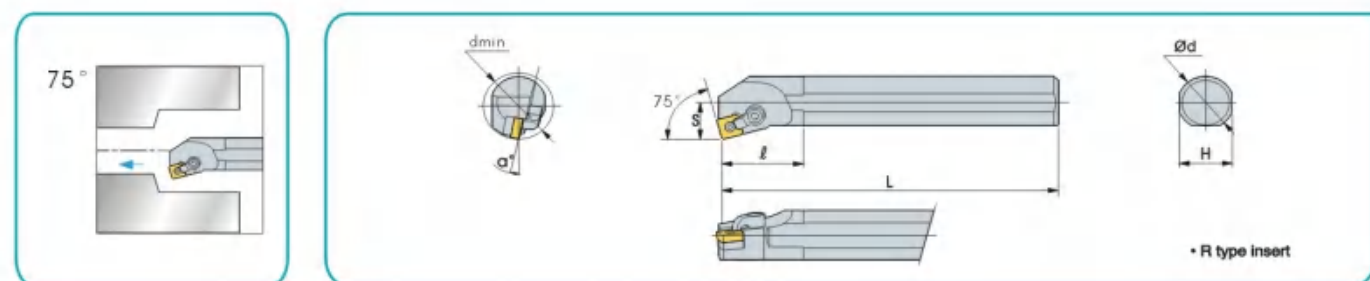
型号 Designation	库存 Stock		尺寸 Size							刀片 Inserts	刀垫 Shim	销钉 Pin	压板 Clamp	双头螺钉 Screw	扳手 Wrench
	R	L	dmin	Φd	s	L	l	H	α°						
S25R-MDUNR/L11	●	●	Φ30	25	17	180	45	23	12°	DN□□1504□□	X	CTM510			
S25R-MDUNR/L15	●	●	Φ38	25	17	200	45	23	12°		X	CTM613			
S32S-MDUNR/L15	●	●	Φ47	32	22	250	50	30	17°		HL2114	ML0625	L2.5, L3.0		
S40T-MDUNR/L15	●		Φ50	40	27	300	60	38	15°		MD1504	CTM617			
S50U-MDUNR/L15			Φ60	50	32	350	70	48	12°						

MDWNR/L



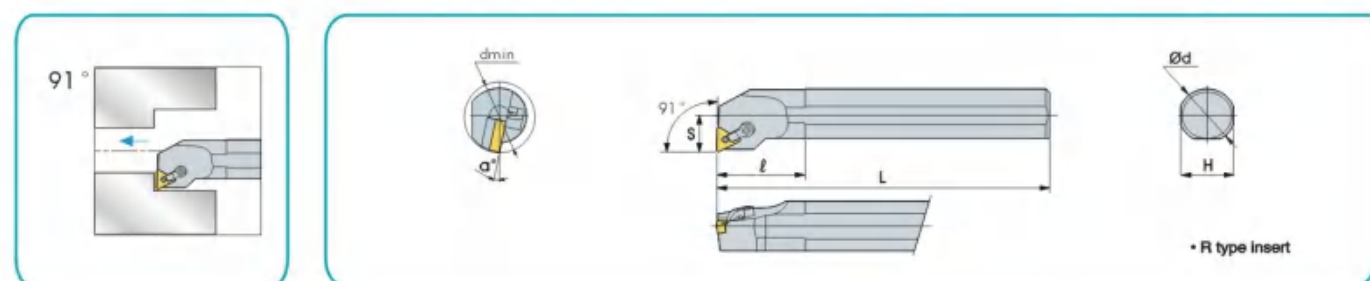
型号 Designation	库存 Stock		尺寸 Size							刀片 Inserts	刀垫 Shim	销钉 Pin	压板 Clamp	双头螺钉 Screw	扳手 Wrench
	R	L	dmin	Φd	s	L	l	H	α°						
S25R-MDWNR/L15	●	●	Φ34	25	22	200	45	23	9	13°	DN□□1504□□	X	CTM613		
S32S-MDWNR/L15	●		Φ41	32	25	250	50	30	8.5	17°		HL2114	ML0625	L2.5, L3.0	
S40T-MDWNR/L15			Φ47	40	29	300	55	38	8.5	13°		MD1504	CTM617		
S50U-MDWNR/L15			Φ60	50	32	350	70	48	6.5	12°					

MSKNR/L



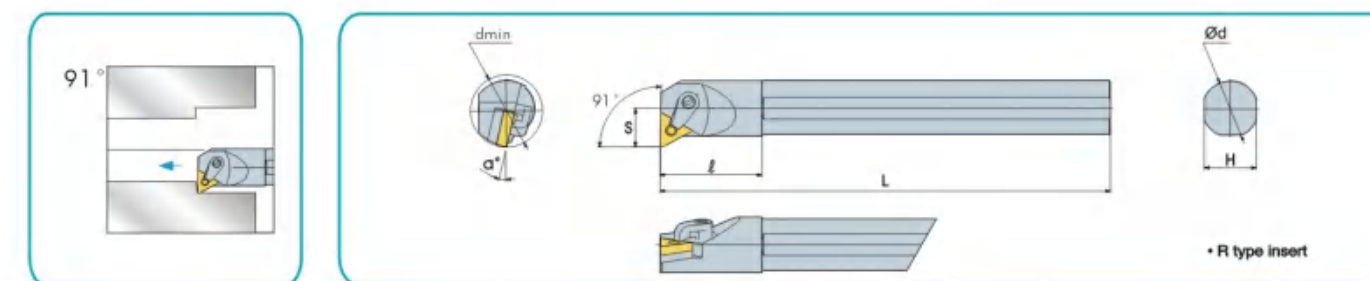
型号 Designation	库存 Stock		尺寸 Size						刀片 Inserts	刀垫 Shim	销钉 Pin	压板 Clamp	双头螺钉 Screw	扳手 Wrench	
	R	L	dmin	φd	s	L	ℓ	H							α°
S20Q-MSKNR/L12	●		Φ25	20	13	180	45	18	15°	SN□□1204□□	X	CTM613	HL1812	ML0622	L2.5,L3.0
S25R-MSKNR/L12	●		Φ30	25	17	200	45	23	12°				HL1814	ML0625	
S32S-MSKNR/L12	●		Φ38	32	22	250	50	30	17°		MD1504	CTM617	HL1814	ML0625	L2.5,L3.0
S40T-MSKNR/L12			Φ47	40	27	300	55	38	15°						
S50U-MSKNR/L12			Φ60	50	34	350	70	48	12°						

MTFNR/L



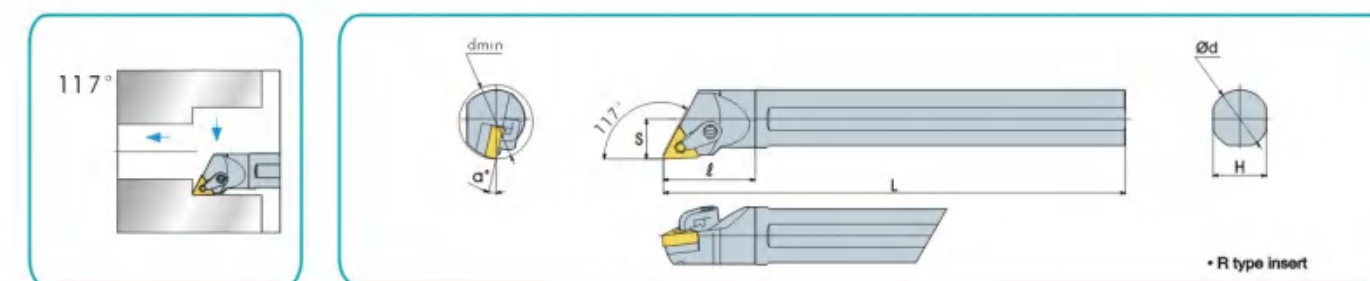
型号 Designation	库存 Stock		尺寸 Size						刀片 Inserts	刀垫 Shim	销钉 Pin	压板 Clamp	双头螺钉 Screw	扳手 Wrench	
	R	L	dmin	φd	s	L	ℓ	H							α°
S20Q-MTFNR/L16	●	●	Φ25	20	13	180	40	18	15°	TN□□1604□□	X	CTM510	HL1812	ML0622	
S25R-MTFNR/L16	●	●	Φ30	25	17	200	45	23	12°				HL1814	ML0625	
S32S-MTFNR/L16	●	●	Φ38	32	22	250	54	30	17°		MT1603	CTM513	HL1814	ML0625	L2.0,L3.0
S40T-MTFNR/L16	●		Φ47	40	27	300	60	38	15°						
S50U-MTFNR/L16			Φ60	50	31	350	65	48	12°						
S40T-MTFNR/L22			Φ50	40	27	300	55	38	15°	TN□□2204□□	MT2204	CTM617	HL1917	ML0830	L2.5,L4.0
S50U-MTFNR/L22			Φ60	50	31	350	70	48	12°						

MTFNR/L-R



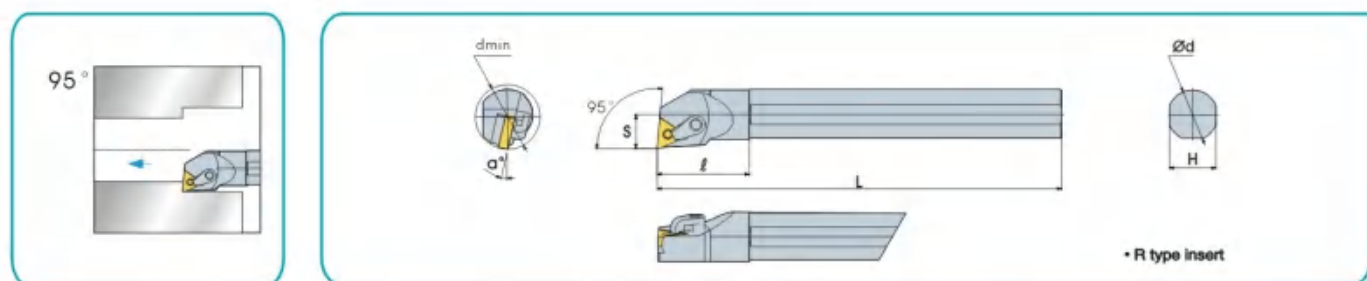
型号 Designation	库存 Stock		尺寸 Size						刀片 Inserts	刀垫 Shim	销钉 Pin	压板 Clamp	双头螺钉 Screw	扳手 Wrench	
	R	L	dmin	φd	s	L	ℓ	H							α°
S20Q-MTFNR/L16R	●		Φ25	20	13	180	40	18	15°	TN□□1604□□	X	CTM510	HL1812	ML0622	
S25R-MTFNR/L16R	●		Φ30	25	17	200	45	23	12°				HL1814	ML0625	
S32S-MTFNR/L16R	●		Φ38	32	22	250	54	30	17°		MT1603	CTM513	HL1814	ML0625	L2.0,L3.0
S40T-MTFNR/L16R			Φ47	40	27	300	60	38	15°						
S50U-MTFNR/L16R			Φ60	50	31	350	65	48	12°						

MTJNR/L



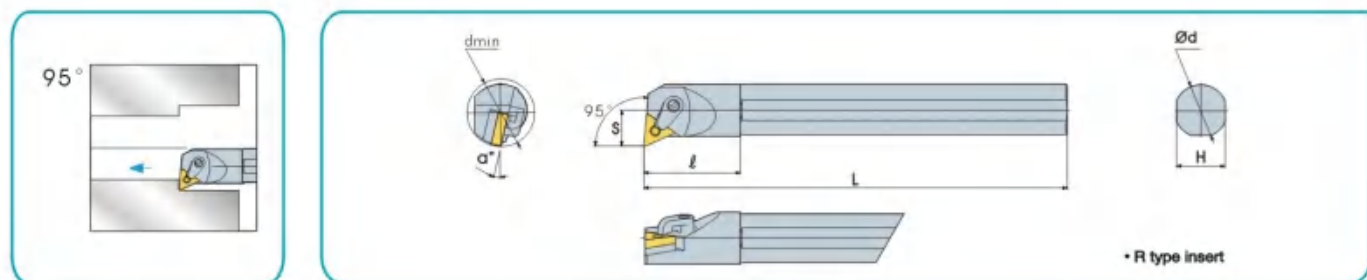
型号 Designation	库存 Stock		尺寸 Size						刀片 Inserts	刀垫 Shim	销钉 Pin	压板 Clamp	双头螺钉 Screw	扳手 Wrench	
	R	L	dmin	φd	s	L	ℓ	H							α°
S25R-MTJNR/L16	●	●	Φ30	25	17	200	45	23	12°	TN□□1604□□	X	CTM510	HL1814	ML0625	L2.0,L3.0
S32S-MTJNR/L16	●		Φ38	32	22	250	54	30	17°						

MTUNR/L



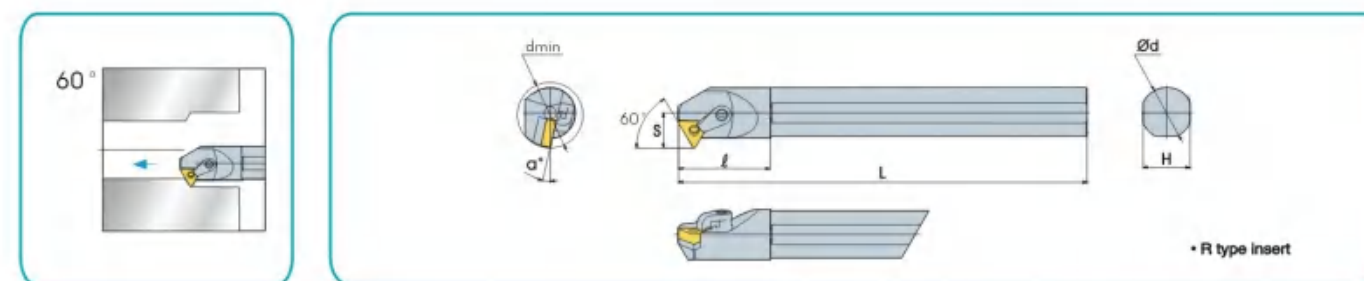
型号 Designation	库存 Stock		尺寸 Size						刀片 Inserts	刀垫 Shim	销钉 Pin	压板 Clamp	双头螺钉 Screw	扳手 Wrench
	R	L	dmin	φd	s	L	ℓ	H						
S20Q-MTUNR/L16	●	●	Φ25	20	13	180	42	18	15°	X	CTM510	HL1812	ML0622	L2.0, L3.0
S25R-MTUNR/L16	●	●	Φ30	25	17	200	45	23	12°					
S32S-MTUNR/L16	●	●	Φ38	32	22	250	54	30	17°	TN□□1604□□	MT1603	CTM513	HL1814	ML0625
S40T-MTUNR/L16	●		Φ47	40	27	300	60	38	15°					
S50U-MTUNR/L16			Φ60	50	31	350	65	48	12°					
S40T-MTUNR/L22			Φ47	40	27	300	55	38	15°	TN□□2204□□	MT2204	CTM617	HL1917	ML0830
S50U-MTUNR/L22			Φ60	50	31	350	70	48	12°					

MTUNR/L-R



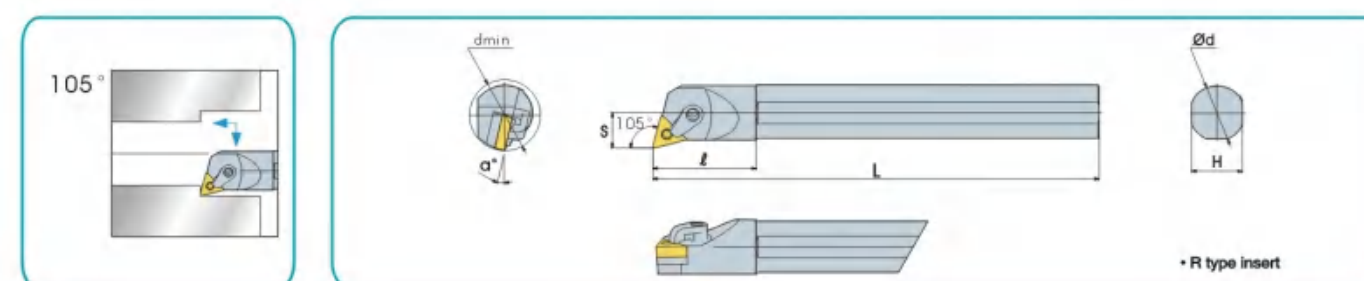
型号 Designation	库存 Stock		尺寸 Size						刀片 Inserts	刀垫 Shim	销钉 Pin	压板 Clamp	双头螺钉 Screw	扳手 Wrench
	R	L	dmin	φd	s	L	ℓ	H						
S20Q-MTUNR/L16R	●	●	Φ25	20	13	180	40	18	15°	X	CTM510	HL1812	ML0622	L2.0, L3.0
S25R-MTUNR/L16R	●	●	Φ30	25	17	200	45	23	12°					
S32S-MTUNR/L16R	●		Φ38	32	22	250	54	30	17°	TN□□1604□□	MT1603	CTM513	HL1814	ML0625
S40T-MTUNR/L16R			Φ47	40	27	300	60	38	15°					
S50U-MTUNR/L16R			Φ60	50	31	350	65	48	12°					

MTWNR/L



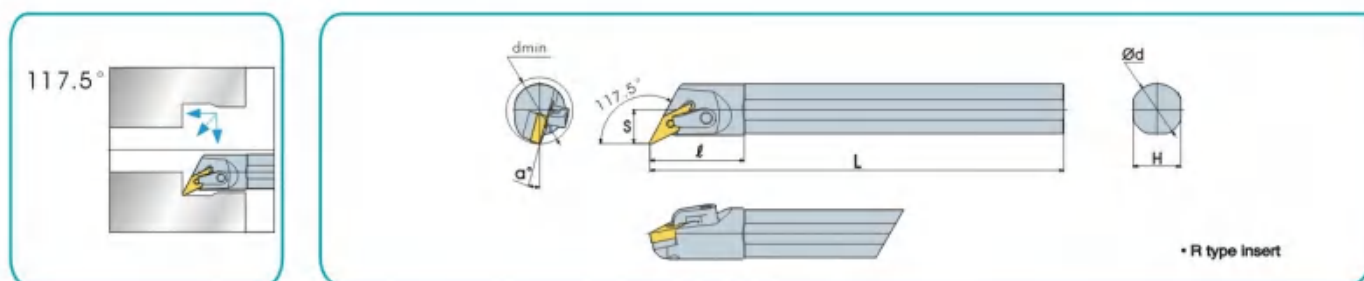
型号 Designation	库存 Stock		尺寸 Size						刀片 Inserts	刀垫 Shim	销钉 Pin	压板 Clamp	双头螺钉 Screw	扳手 Wrench
	R	L	dmin	φd	s	L	ℓ	H						
S20Q-MTWNR/L16	●		Φ25	20	14	180	40	18	15°	X	CTM510	HL1812	ML0622	L2.0, L3.0
S25R-MTWNR/L16	●		Φ30	25	17	200	45	23	12°					
S32S-MTWNR/L16	●		Φ38	32	22	250	54	30	17°	TN□□1604□□	MT1603	CTM513	HL1814	ML0625
S40T-MTWNR/L16			Φ47	40	27	300	60	38	15°					
S50U-MTWNR/L16			Φ60	50	31	350	65	48	12°					

MTQNR/L



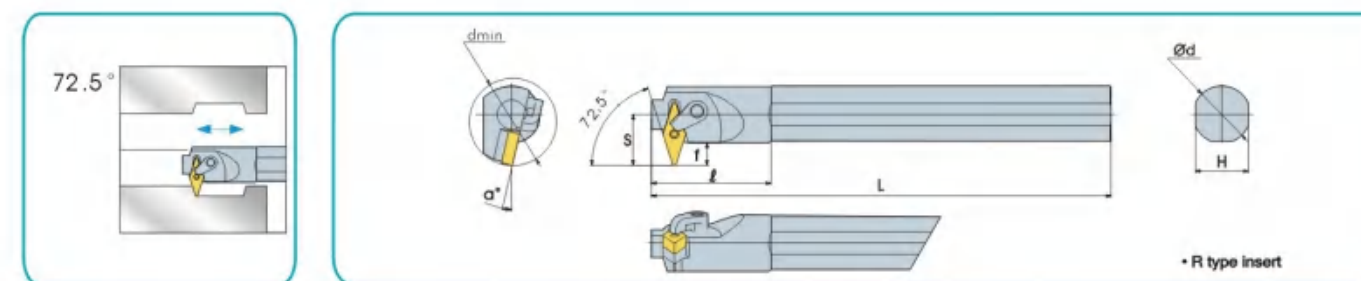
型号 Designation	库存 Stock		尺寸 Size						刀片 Inserts	刀垫 Shim	销钉 Pin	压板 Clamp	双头螺钉 Screw	扳手 Wrench
	R	L	dmin	φd	s	L	ℓ	H						
S20Q-MTQNR/L16	●	●	Φ25	20	13	180	42	18	15°	X	CTM510	HL1812	ML0622	L2.0, L3.0
S25R-MTQNR/L16	●	●	Φ30	25	17	200	45	23	12°					
S32S-MTQNR/L16	●	●	Φ38	32	22	250	54	30	17°	TN□□1604□□	MT1603	CTM513	HL1814	ML0625
S40T-MTQNR/L16	●		Φ47	40	27	300	60	38	15°					
S50U-MTQNR/L16			Φ60	50	31	350	65	48	12°					

MVQNR/L



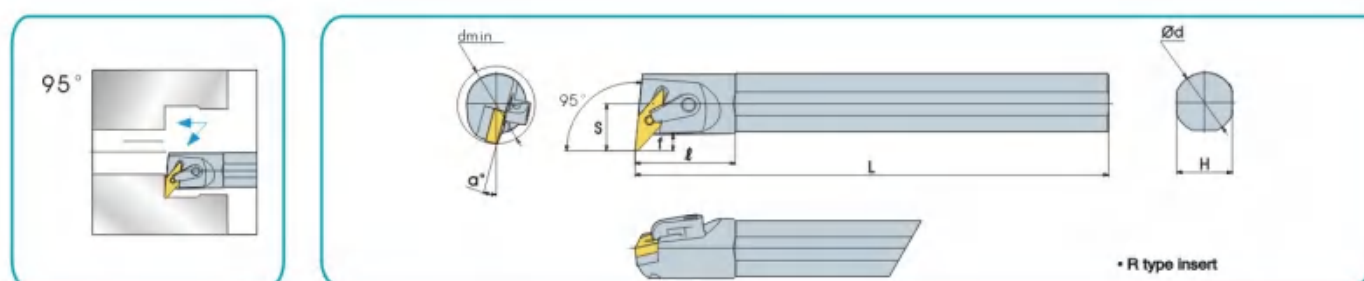
型号 Designation	库存 Stock		尺寸 Size							刀片 Inserts	刀垫 Shim	销钉 Pin	压板 Clamp	双头螺钉 Screw	扳手 Wrench	
	R	L	dmin	Φd	s	L	ℓ	H	α°							
S25R-MVQNR/L16	●	●	Φ30	25	17	200	45	23	12°	VN□□1604□□	X	CTM510				
S32S-MVQNR/L16	●	●	Φ38	32	23	250	50	30	17°		MV1603	CTM513	HL2114	ML0625	L2.0,L3.0	
S40T-MVQNR/L16			Φ47	40	27	300	55	38	15°							
S50U-MVQNR/L16			Φ60	50	31	350	70	48	12°							

MVWNR/L



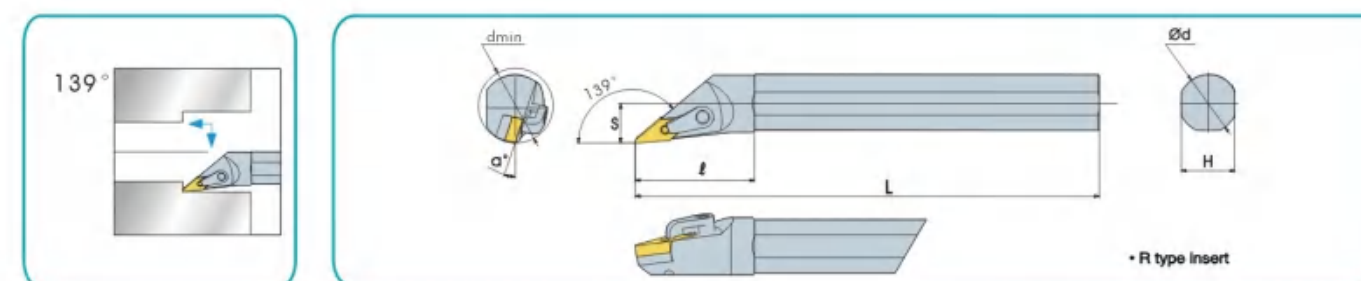
型号 Designation	库存 Stock		尺寸 Size							刀片 Inserts	刀垫 Shim	销钉 Pin	压板 Clamp	双头螺钉 Screw	扳手 Wrench	
	R	L	dmin	Φd	s	L	ℓ	H	f							α°
S25R-MVWNR/L16	●	●	35	25	23	200	45	23	10	13°	VN□□1604□□	X	CTM510	HL1814	ML0622	L2.0,L3.0
S32S-MVWNR/L16	●	●	42	32	26	300	50	30	9.5	13°		MV1603	CTM513		ML0625	

MVUNR/L



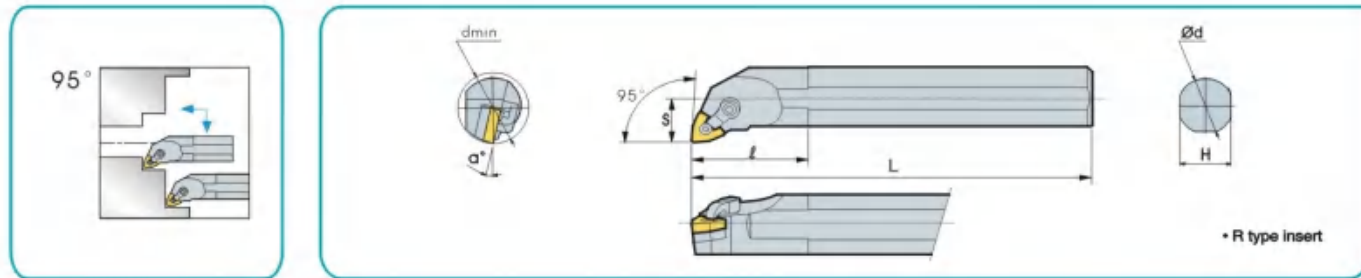
型号 Designation	库存 Stock		尺寸 Size							刀片 Inserts	刀垫 Shim	销钉 Pin	压板 Clamp	双头螺钉 Screw	扳手 Wrench	
	R	L	dmin	Φd	s	L	ℓ	H	f							α°
S25R-MVUNR/L16	●	●	Φ32	25	20	200	45	23	7	12°	VN□□1604□□	X	CTM510			
S32S-MVUNR/L16	●	●	Φ38	32	22	250	50	30	5.5	17°		MV1603	CTM513	HL2114	ML0625	L2.0,L3.0
S40T-MVUNR/L16	●		Φ47	40	27	300	55	38	6.5	15°						
S50U-MVUNR/L16			Φ60	50	31	350	70	48	5.5	12°						

MVXNR/L



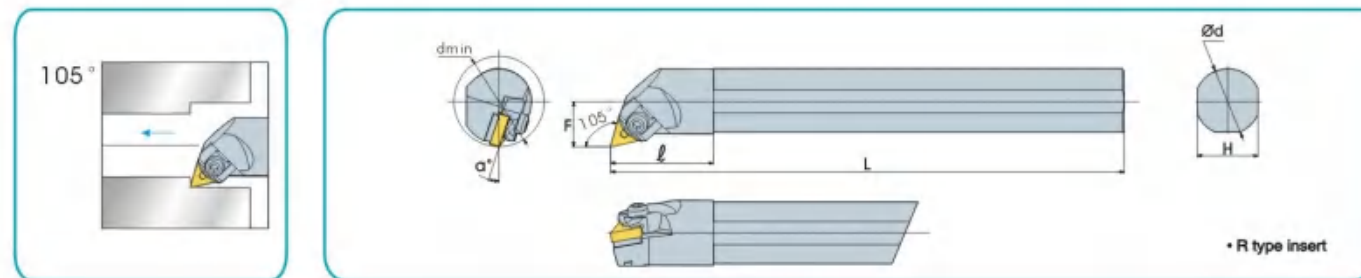
型号 Designation	库存 Stock		尺寸 Size							刀片 Inserts	刀垫 Shim	销钉 Pin	压板 Clamp	双头螺钉 Screw	扳手 Wrench
	R	L	dmin	Φd	s	L	ℓ	H	α°						
S20Q-MVXNR/L16	●	●	Φ24	20	14	180	45	18	15°	VN□□1604□□	X	CTM510	HL2412	ML0622	L2.0,L3.0
S25R-MVXNR/L16	●	●	Φ30	25	17	200	50	23	12°						
S32S-MVXNR/L16	●	●	Φ38	32	22	250	55	30	17°		MV1603	CTM513	HL2414	ML0625	L2.0,L3.0
S40T-MVXNR/L16	●		Φ47	40	27	300	60	38	15°						
S50U-MVXNR/L16			Φ60	50	31	350	65	48	12°						

MWLNR/L



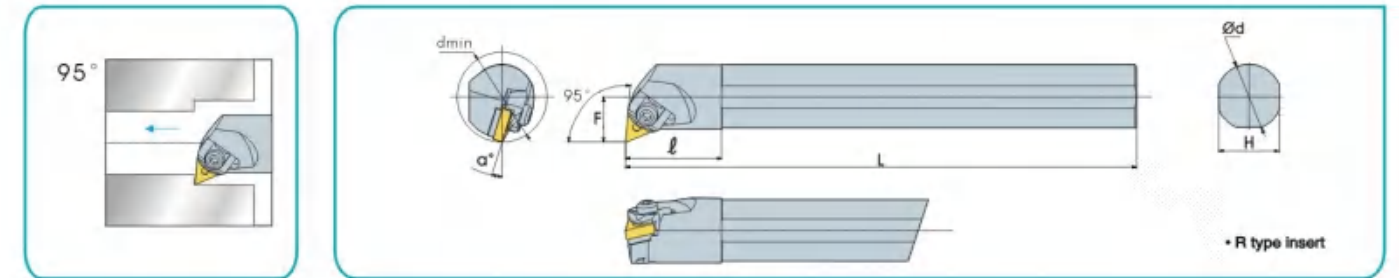
型号 Designation	库存 Stock		尺寸 Size						刀片 Inserts	刀垫 Shim	销钉 Pin	压板 Clamp	双头螺钉 Screw	扳手 Wrench	
	R	L	d _{min}	φ _d	s	L	ℓ	H							α°
S16Q-MWLNR/L06	●	●	φ19	16	11	180	28	15	18°	WN□□0604□□	X	CTM510	HL1511	ML0519	L2.0,L2.5
S20Q-MWLNR/L06	●	●	φ23	20	13	180	42	18	15°						
S25R-MWLNR/L06	●	●	φ30	25	17	200	45	23	12°	WN□□0804□□	X	CTM613	HL1814	ML0625	L2.0,3.0
S20Q-MWLNR/L08	●	●	φ23	20	13	180	40	18	15°						
S25R-MWLNR/L08	●	●	φ30	25	17	200	45	23	12°	MW0804	CTM617	HL1814	ML0625	L2.5,3.0	
S32S-MWLNR/L08	●	●	φ38	32	22	250	50	30	17°						
S40T-MWLNR/L08	●	●	φ47	40	27	300	55	38	15°						
S50U-MWLNR/L08	●	●	φ60	50	31	350	70	48	12°						

WTQNR



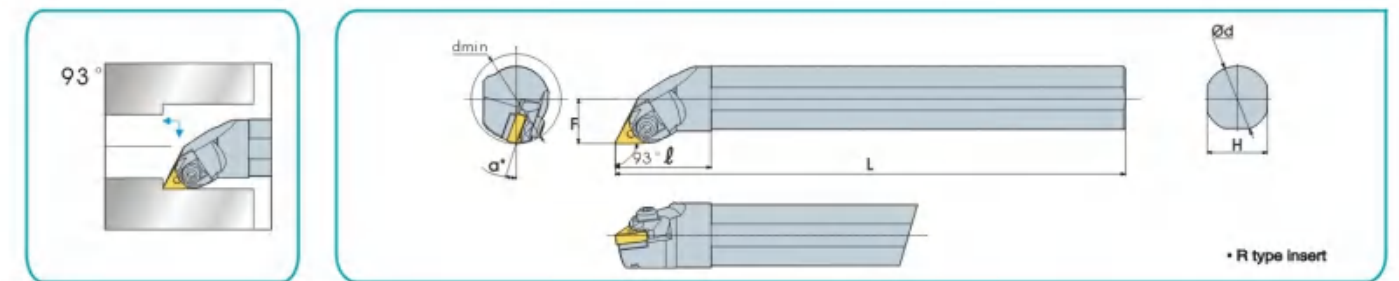
型号 Designation	库存 Stock		尺寸 Size						刀片 Inserts	压板 Clamp	螺钉 Screw	塞环 Slopper ring	刀垫 Shim	销钉 Pin	扳手 Wrench
	R	L	d _{min}	φ _d	L	ℓ	F	α°							
S25R-WTQNR/L16			φ32	25	200	47	17	13°	TN□□1604□□	WT16	WTCW	KH540	MT16-S	CTM5-S	L2.5,L4
S25S-WTQNR/L16			φ40	32	250	47	22	17°							
S32S-WTQNR/L22			φ40	32	250	47	22	17°	TN□□2204□□	WT22	WTCW	KH540	MT2204	CTM6-S	L3,L4
S40T-WTQNR/L22			φ50	40	300	60	27	15°							

WTUNR



型号 Designation	库存 Stock		尺寸 Size						刀片 Inserts	压板 Clamp	螺钉 Screw	塞环 Slopper ring	刀垫 Shim	销钉 Pin	扳手 Wrench
	R	L	d _{min}	φ _d	L	ℓ	F	α°							
S25R-WTUNR/L16			φ32	25	200	47	17	13°	TN□□1604□□	WT16	WTCW	KH540	MT16-S	CTM5-S	L2.5,L4
S32S-WTUNR/L16			φ40	32	250	47	22	17°							

WTJNR

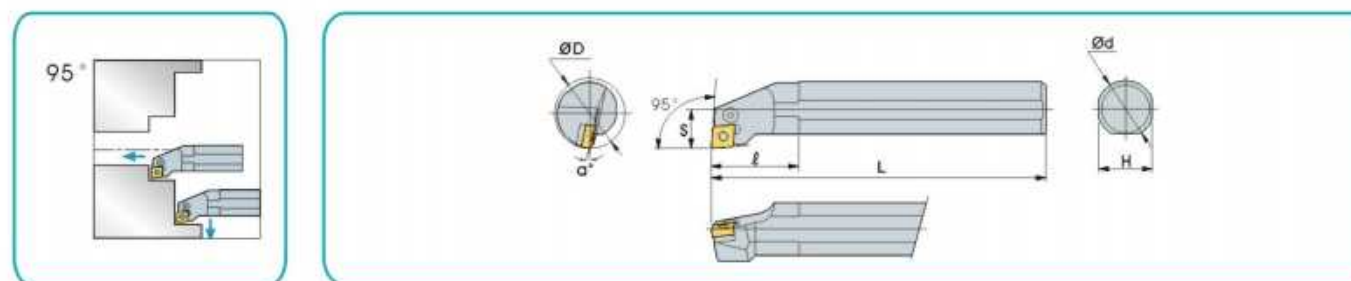


型号 Designation	库存 Stock		尺寸 Size						刀片 Inserts	压板 Clamp	螺钉 Screw	塞环 Slopper ring	刀垫 Shim	销钉 Pin	扳手 Wrench
	R	L	d _{min}	φ _d	L	ℓ	F	α°							
S25R-WTJNR/L16			φ32	25	200	47	17	13°	TN□□1604□□	WT16	WTCW	KH540	MT16-S	CTM5-S	L2.5,L4
S32S-WTJNR/L16			φ40	32	250	47	22	17°							
S32S-WTJNR/L22			φ40	32	250	47	22	17°	TN□□2204□□	WT22	WTCW	KH540	MT2204	CTM6-S	L3,L4
S40T-WTJNR/L22			φ50	40	300	60	27	15°							

A 内孔车刀系列
Boring bar holder P

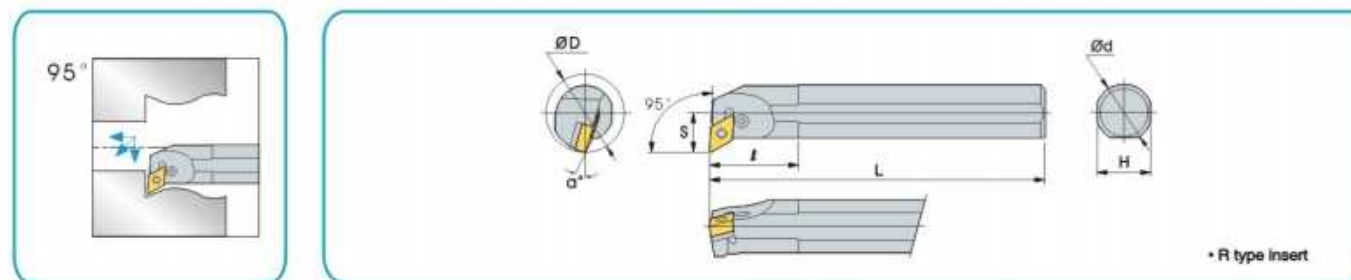


>>> PCLNR/L



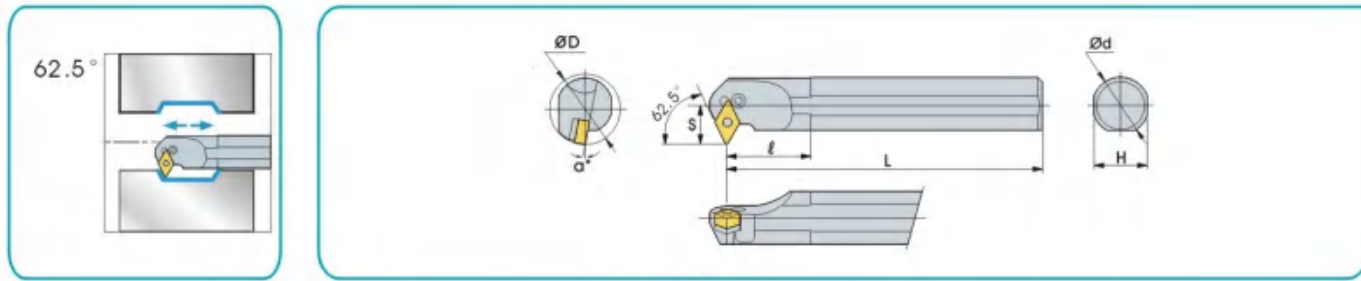
型号 Designation	库存 Stock		尺寸 Size						刀片 Inserts	杠杆 Lever	螺钉 Screw	刀垫 Shim	刀垫销钉 ShimPin	扳手 Wrench	
	R	L	ϕD	ϕd	H	L	S	ℓ							α°
S16Q-PCLNR/L-09			20	16	15	180	11	28	12°	CN□□0903□□	LV3C	VHX0509B	X	X	L2.0
S20Q-PCLNR/L-09			25	20	18	180	13	32	11°						
S25R-PCLNR/L-09			32	25	23	200	17	36	10°						
S25R-PCLNR/L-12			32	25	23	200	17	40	12°	CN□□1204□□	LV4A	VHX0613A			L2.5
S32S-PCLNR/L-12			40	32	30	250	22	50	11°						
S40T-PCLNR/L-12			50	40	37	300	27	55	10°						
S50U-PCLNR/L-12			63	50	47	350	35	55	10°	CN□□1906□□	LV6	VHX1207	SC63	SP6	L4.0
S50U-PCLNR/L-19			70	50	47	350	35	63	10°						

>>> PDUNR/L



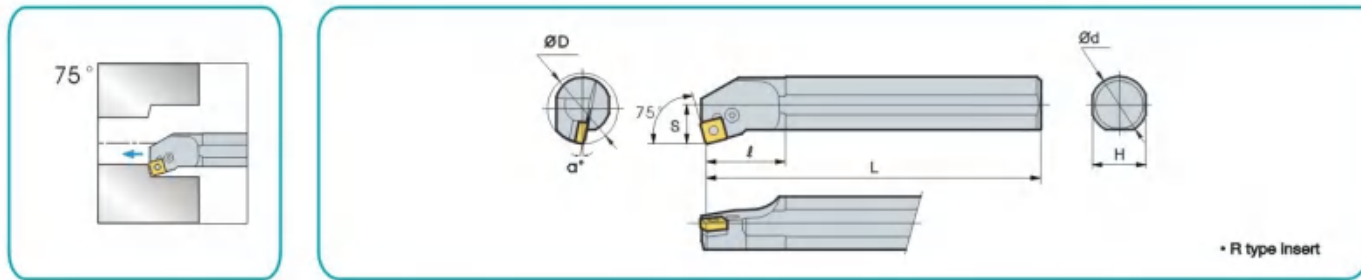
型号 Designation	库存 Stock		尺寸 Size						刀片 Inserts	杠杆 Lever	螺钉 Screw	刀垫 Shim	刀垫销钉 ShimPin	扳手 Wrench	
	R	L	ϕD	ϕd	H	L	S	ℓ							α°
S20Q-PDUNR/L-11			25	20	18	180	13	30	16°	DN□□1104□□	LV3D	VHX0512B	X	X	L2.0
S25R-PDUNR/L-11			32	25	23	200	17	35	13°						
S32S-PDUNR/L-11			40	32	30	250	22	40	16°						
S32S-PDUNR/L-1506			40	32	30	250	22	50	16°	DN□□1506□□	LV4B	VHX0821	SD42	SP4	L3.0
S40T-PDUNR/L-1506			50	40	37	300	27	50	11°						
S50U-PDUNR/L-1506			63	50	47	350	35	63	11°						

PDWNR/L



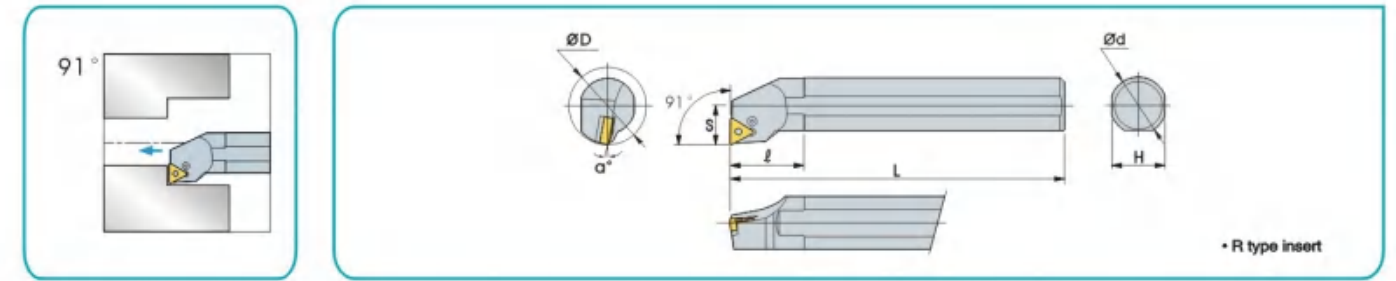
型号 Designation	库存 Stock		尺寸 Size							刀片 Inserts	杠杆 Lever	螺钉 Screw	刀垫 Shim	刀垫销钉 ShimPin	扳手 Wrench
	R	L	ϕD	ϕd	H	L	S	ℓ	α°						
S32S-PDWNR/L-1506			40	32	30	250	22	45	11°	DN□□1506□□	LV4B	VHX0821	SD42	SP4	L3.0
S40T-PDWNR/L-1506			50	40	37	300	27	45	11°						
S32S-PDWNR/L-1504			40	32	30	250	22	45	11°						
S40T-PDWNR/L-1504			50	40	37	300	27	45	11°						

PSKNR/L



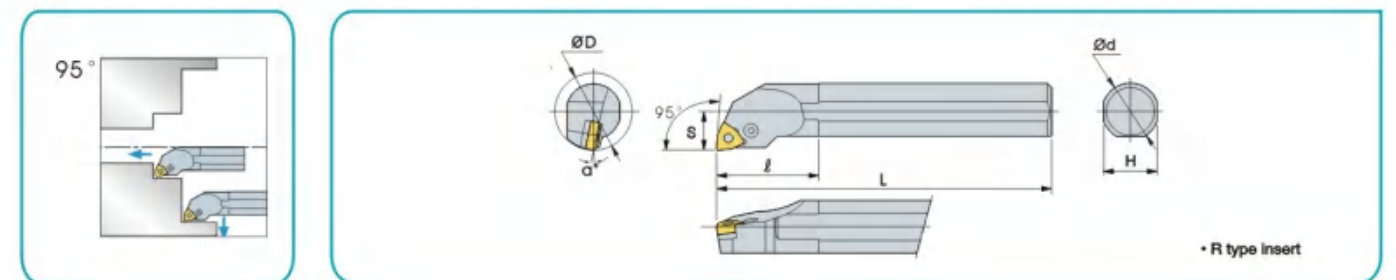
型号 Designation	库存 Stock		尺寸 Size							刀片 Inserts	杠杆 Lever	螺钉 Screw	刀垫 Shim	刀垫销钉 ShimPin	扳手 Wrench
	R	L	ϕD	ϕd	H	L	S	ℓ	α°						
S25R-PSKNR/L-12			32	25	23	200	17	42	12°	SN□□1204□□	LV4A	VHX0613A	X	X	L2.5
S32S-PSKNR/L-12			40	32	30	250	22	45	12°		LV4	VHX0812	SS42	SP4	L3.0
S40T-PSKNR/L-12			50	40	37	300	27	50	12°						

PTFNR/L




型号 Designation	库存 Stock		尺寸 Size							刀片 Inserts	杠杆 Lever	螺钉 Screw	刀垫 Shim	刀垫销钉 ShimPin	扳手 Wrench
	R	L	ϕD	ϕd	H	L	S	ℓ	α°						
S25R-PTFNR/L-16			32	25	23	200	17	42	12°	TN□□1604□□	LV3B	VHX0512B	X	X	L2.0
S32S-PTFNR/L-16			44	32	30	250	22	50	10°						
S40T-PTFNR/L-16			54	40	37	300	27	55	10°		LV3	VHX0617	ST317	SP3	L2.5
S40T-PTFNR/L-16			54	40	37	300	27	55	10°						

PWLNR/L

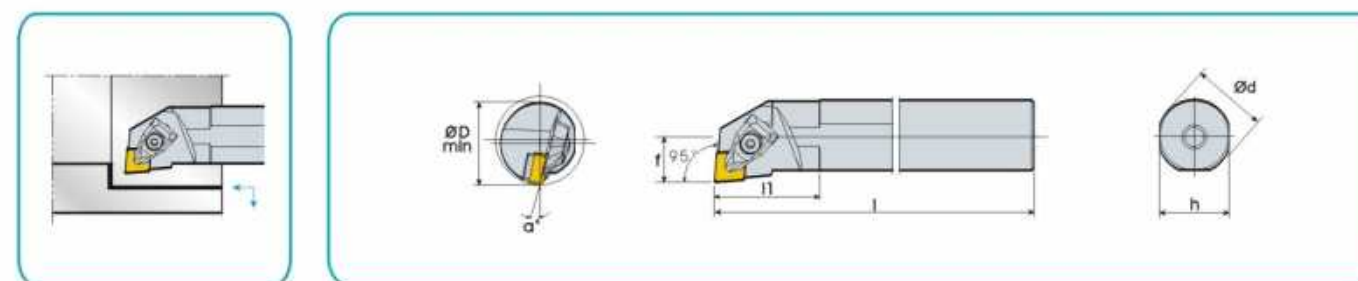


型号 Designation	库存 Stock		尺寸 Size							刀片 Inserts	杠杆 Lever	螺钉 Screw	刀垫 Shim	刀垫销钉 ShimPin	扳手 Wrench
	R	L	ϕD	ϕd	H	L	S	ℓ	α°						
S20Q-PWLNR/L-06			25	20	18	180	13	40	12°	WN□□0604□□	LV3B	VHX0512B	X	X	L2.0
S25R-PWLNR/L-06			32	25	23	200	17	40	12°						
S32S-PWLNR/L-06			44	32	30	250	22	45	10°						
S25R-PWLNR/L-08			32	25	23	200	17	45	12°	WN□□0804□□	LV4A	VHX0613A	X	X	L2.5
S32S-PWLNR/L-08			44	32	30	250	22	50	10°						

A 内孔车刀系列
Boring bar holder

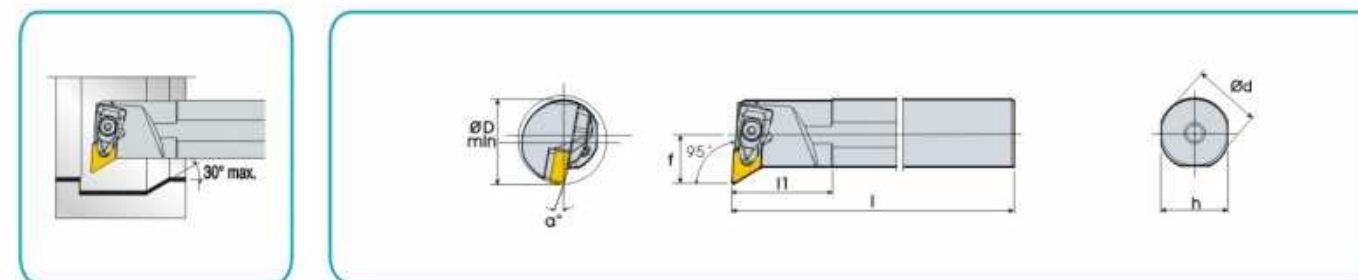


ACLNR/L



型号 Designation	库存 Stock		尺寸 Size						刀片 Inserts	压板 Clamp	压板螺钉 Clamp Screw	刀垫 Shim	螺钉 Screw	弹簧 Spring	扳手 Wrench	
	R	L	ϕd	h	l	ll	f	min								a^*
S25R-ACLNR/L12			25	23	200	45	17	30	13°	CN□□1204□□	DLM4	DLS4	TC1203	M5X12T	DSP4	L3.0,T20
S32S-ACLNR/L12			32	30	250	45	22	38	13°							
S40T-ACLNR/L12			40	37	300	45	27	47	13°							
S50U-ACLNR/L12			50	47	350	45	35	60	12°							

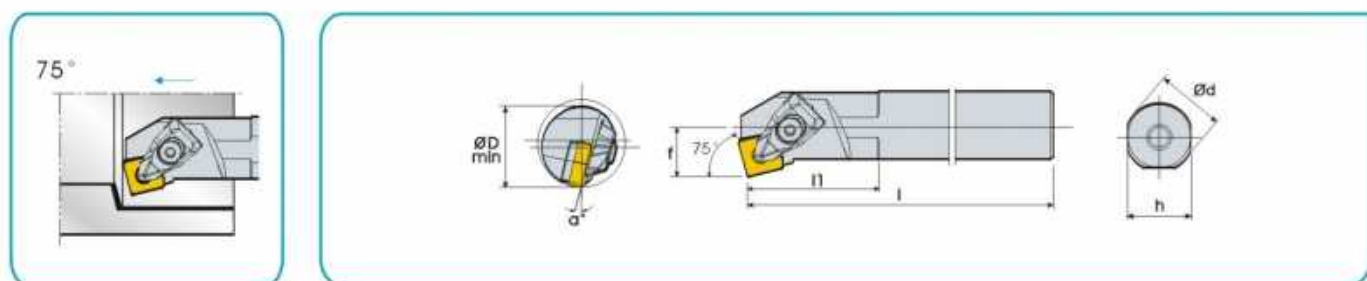
ADUNR/L



型号 Designation	库存 Stock		尺寸 Size						刀片 Inserts	压板 Clamp	压板螺钉 Clamp Screw	刀垫 Shim	螺钉 Screw	弹簧 Spring	扳手 Wrench	
	R	L	ϕd	h	l	ll	f	min								a^*
S32S-ADUNR/L1506			32	30	250	45	22	38	13°	DN□□1506□□	DLM4	DLS4	TD1503	M5X12T	DSP4	L3.0,T20
S40T-ADUNR/L1506			40	37	300	45	27	47	13°							
S50U-ADUNR/L1506			50	47	350	45	35	60	12°							

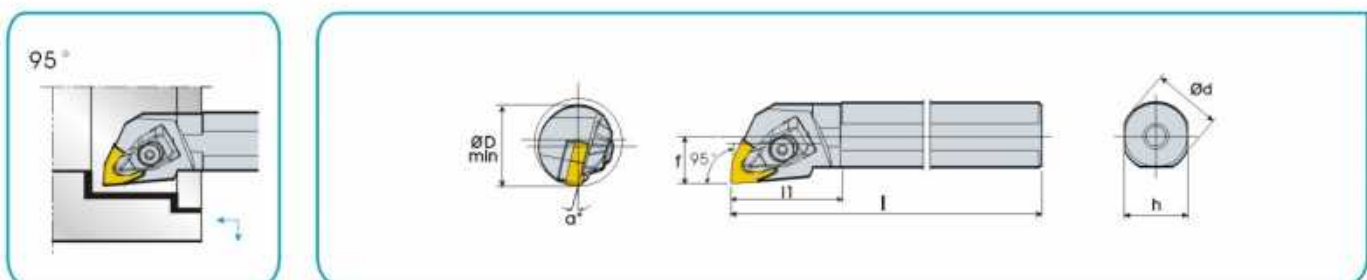
A 内孔车刀系列
Boring bar holder

ASKNR/L



型号 Designation	库存 Stock		尺寸 Size							刀片 Inserts	压板 Clamp	压板螺钉 Clamp Screw	刀垫 Shim	螺钉 Screw	弹簧 Spring	扳手 Wrench
	R	L	ød	h	l	ll	f	min	α°							
S25R-ASKNR/L12			25	23	200	45	17	30	13°	SN□□1204□□	DLM4	DLS4	TS1203	M5X12T	DSP4	L3.0,T20
S32S-ASKNR/L12			32	30	250	45	22	38	13°							

AWLNR/L

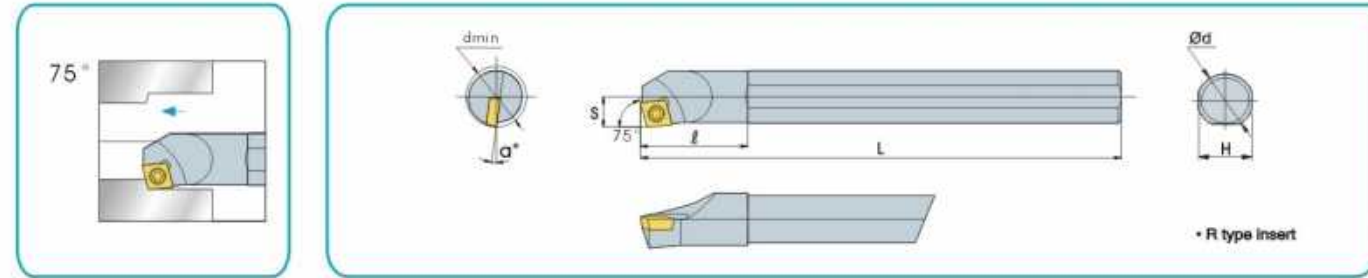


型号 Designation	库存 Stock		尺寸 Size							刀片 Inserts	压板 Clamp	压板螺钉 Clamp Screw	刀垫 Shim	螺钉 Screw	弹簧 Spring	扳手 Wrench
	R	L	ød	h	l	ll	f	min	α°							
S20Q-AWLNR/L06			20	18	180	35	13	25	15°	WN□□0604□□	DLM3	DLS3	MW0603	A-M4	DSP3	L2.5
S25R-AWLNR/L06			25	23	200	40	17	30	13°							
S32S-AWLNR/L06			32	30	250	45	22	38	13°							
S20Q-AWLNR/L08			20	23	180	40	17	30	15°	WN□□0804□□	DLM4	DLS4	TW0803	M5-12T	DSP4	L3.0,T20
S25S-AWLNR/L08			25	30	200	45	22	38	13°							
S32T-AWLNR/L08			32	37	250	45	27	47	13°							

A 内孔车刀系列 S Boring bar holder

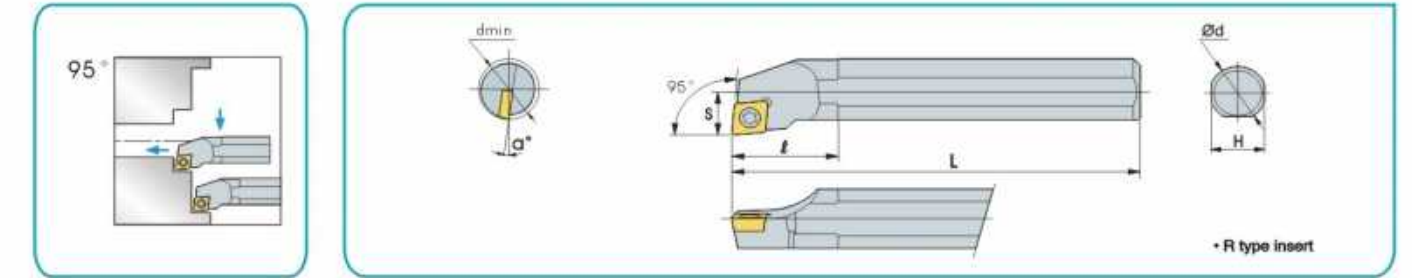


SCKCR/L



型号 Designation	库存 Stock		尺寸 Size							刀片 Inserts	螺钉 Screw	扳手 Wrench
	R	L	dmin	φd	S	L	l	H	α°			
S08K-SCKCR/L06	●		φ10	8	5.5	125	21	7	13°	CC□□0602□□	M2.5X5	T-8
S10K-SCKCR/L06	●		φ11	10	6	125	25	9	12°		M2.5X6	
S12M-SCKCR/L06	●		φ13	12	7	150	25	11	10°			
S12M-SCKCR/L09	●		φ14	12	8	150	30	11	12°	CC□□09T3□□	M3.5X9	T-15
S16Q-SCKCR/L09	●		φ17	16	9.5	180	36	15	10°			
S20Q-SCKCR/L09	●		φ21	20	11.5	180	38	18	8°			
S25R-SCKCR/L12			φ27	26	15	200	42	23	6°	CC□□1204□□	M5X12	T-20

SCLCR/L

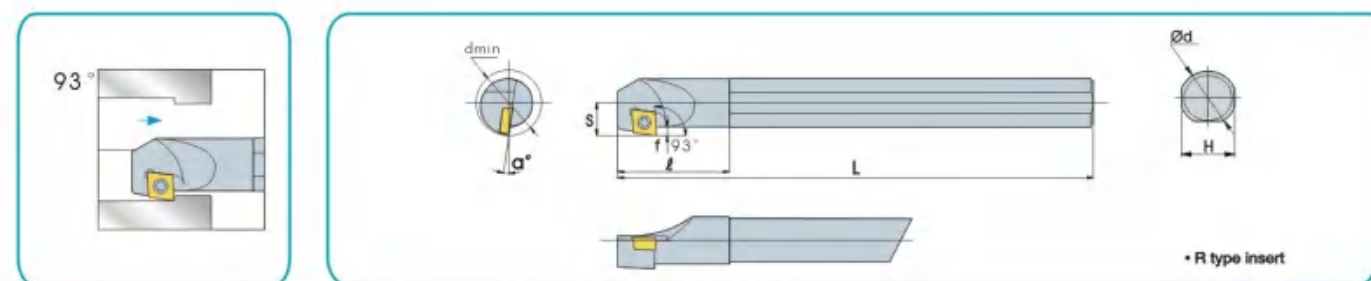


型号 Designation	库存 Stock		尺寸 Size							刀片 Inserts	螺钉 Screw	扳手 Wrench
	R	L	dmin	φd	S	L	l	H	α°			
S07K-SCLCR/L06	●	●	φ8	8	5	125	18	7	15°	CC□□0602□□	M2.5X5	T-8
S08K-SCLCR/L06	●	●	φ9	8	5.5	125	18	7	13°			
S08K-SCLCR/L06-A16	●	●	φ9	16	5	125	24	15	13°			
S10K-SCLCR/L06	●	●	φ11	10	7	125	22	9	12°			
S10K-SCLCR/L06-A16	●	●	φ11	16	6	125	30	15	12°			
S12M-SCLCR/L06	●	●	φ13	12	8	150	25	11	10°			
S12M-SCLCR/L09	●	●	φ16	14	5.5	150	27	13	10°	CC□□09T3□□	M3.5X9	T-15
S14M-SCLCR/L09	●	●	φ15	12	8	150	27	11	12°			
S16Q-SCLCR/L09	●	●	φ17	16	11	180	34	15	10°			
S20Q-SCLCR/L09	●	●	φ21	20	13	180	38	18	8°			
S25R-SCLCR/L09	●	●	φ26	25	17	200	45	23	6°			
S32S-SCLCR/L09	●	●	φ33	32	22	250	45	30	4°			
S20Q-SCLCR/L12	●	●	φ21	20	13	180	42	18	8°	CC□□1204□□	M5X12	T-20
S25R-SCLCR/L12	●	●	φ26	25	17	200	45	23	8°			
S32S-SCLCR/L12	●	●	φ33	32	22	250	45	30	6°			
S40T-SCLCR/L12	●		φ41	40	27	300	48	38	4°			

A 内孔车刀系列
Boring bar holder

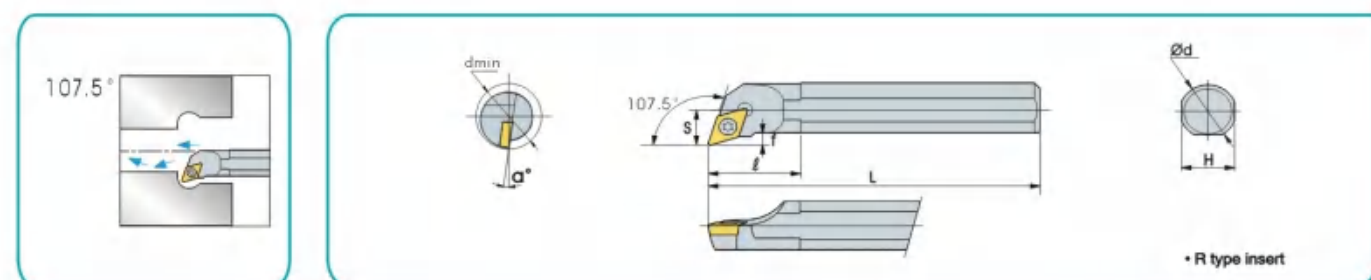
A 内孔车刀系列
Boring bar holder

SCZCR/L



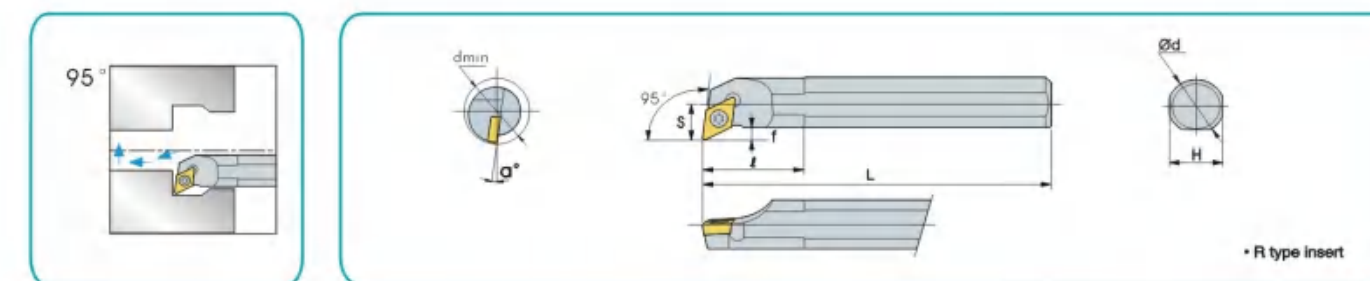
型号 Designation	库存 Stock		尺寸 Size							刀片 Inserts	螺钉 Screw	扳手 Wrench	
	R	L	dmin	Φd	S	L	l	H	f				α°
S08K-SCZCR/L06	●		Φ10	8	6.5	125	25	7	2.2	13°	CC□□0602□□	M2.5X5	T-8
S10K-SCZCR/L06	●	●	Φ12	10	7.5	125	27	9	2.2	12°			
S12M-SCZCR/L06	●	●	Φ14	12	8.5	150	32	11	2.2	10°			
S16Q-SCZCR/L06	●	●	Φ18	16	10.5	180	30	15	2.2	8°			
S16Q-SCZCR/L09			Φ21	16	13	180	35	15	4.5	10°	CC□□09T3□□	M3.5 X9	T-15
S20Q-SCZCR/L09			Φ25	20	15	180	40	18	4.5	8°			
S25R-SCZCR/L09			Φ32	26	18	200	42	23	5	6°			

SDQCR/L



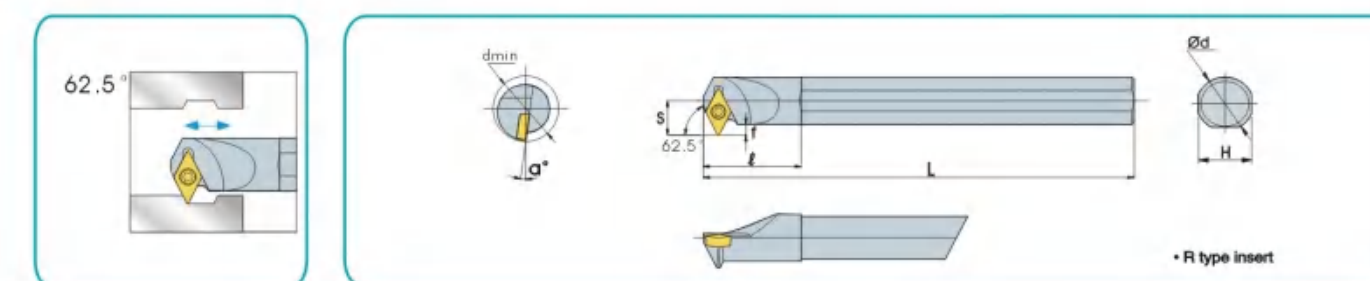
型号 Designation	库存 Stock		尺寸 Size							刀片 Inserts	螺钉 Screw	扳手 Wrench	
	R	L	dmin	Φd	S	L	l	H	f				α°
S08K-SDQCR/L07	●	●	Φ10	7	6	125	18	7	1.7	12°	DC□□0702□□	M2.5X5	T-8
S10K-SDQCR/L07	●	●	Φ11	10	7	125	24	9	1.7	10°			
S12M-SDQCR/L07	●	●	Φ15	12	9	150	30	11	2.7	8°			
S16Q-SDQCR/L07	●	●	Φ17	16	11	180	30	15	2.7	6°			
S20Q-SDQCR/L11	●	●	Φ23	20	13	180	42	18	2.7	5°	DC□□11T3□□	M3.5 X9	T-15
S25R-SDQCR/L11	●	●	Φ29	25	17	200	42.5	23	4	4°			
S32S-SDQCR/L11	●	●	Φ40	32	22	250	45	30	5.5	4°			

SDUCR/L



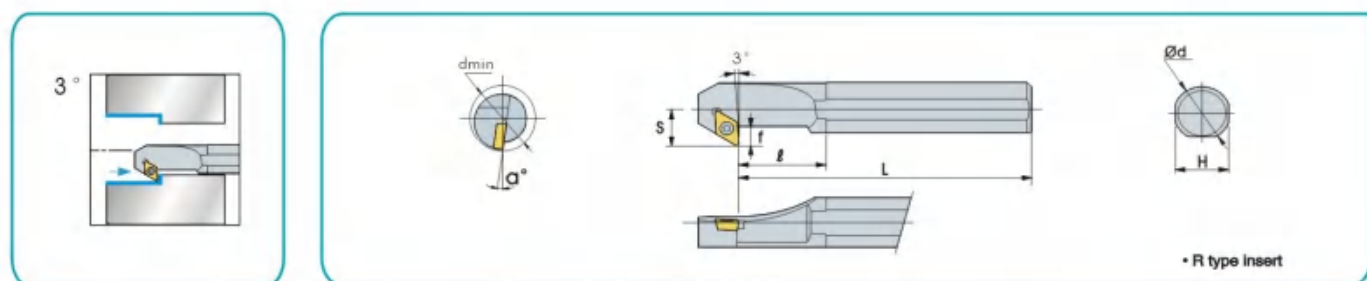
型号 Designation	库存 Stock		尺寸 Size							刀片 Inserts	螺钉 Screw	扳手 Wrench	
	R	L	dmin	Φd	S	L	l	H	f				α°
S10K-SDUCR/L07	●	●	Φ15	10	8	125	25	9	2.7	10°	DC□□0702□□	M2.5X5	T-8
S12M-SDUCR/L07	●	●	Φ17	12	9	150	25	11	2.7	8°			
S16Q-SDUCR/L07	●	●	Φ22	16	11	180	30	15	2.7	6°			
S16Q-SDUCR/L11	●	●	Φ19	16	11	180	34	15	2.7	8°	DC□□11T3□□	M3.5X9	T-15
S20Q-SDUCR/L11	●	●	Φ23	20	13	180	40	18	2.7	6°			
S25R-SDUCR/L11	●	●	Φ29	25	17	200	42	23	4	5°			
S32S-SDUCR/L11	●	●	Φ38	32	22	250	45	30	5.5	4°			
S40T-SDUCR/L11	●		Φ45	40	25	300	50	38	4.5	4°			
S50U-SDUCR/L11			Φ60	50	31	350	55	48	5.5	0°			

SDWCR/L



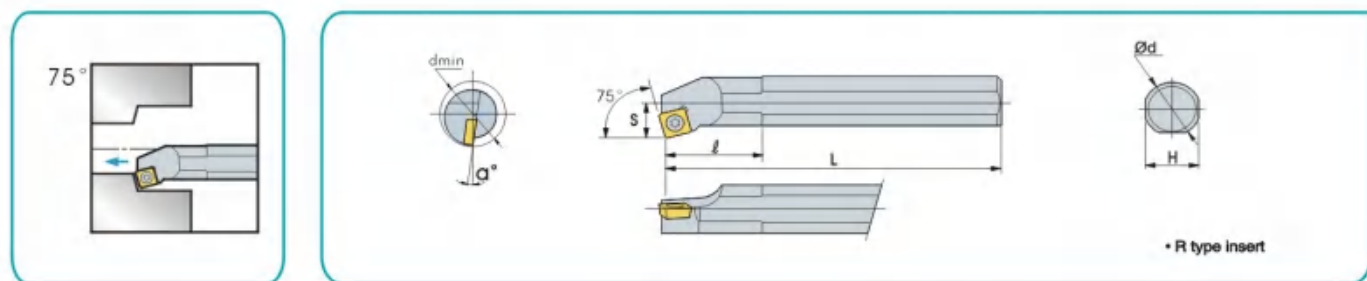
型号 Designation	库存 Stock		尺寸 Size							刀片 Inserts	螺钉 Screw	扳手 Wrench	
	R	L	dmin	Φd	S	L	l	H	f				α°
S12M-SDWCR/L07	●	●	Φ16	12	10.5	150	25	11	4.2	10°	DC□□0702□□	M2.5X5	T-8
S16Q-SDWCR/L07	●	●	Φ20	16	12.5	180	34.5	15	4.2	8°			
S20Q-SDWCR/L07			Φ27	20	14.5	180	30	18	4.2	6°			
S20Q-SDWCR/L11	●	●	Φ24	20	14.5	180	40	18	4.2	6°	DC□□11T3□□	M3.5X9	T-15
S25R-SDWCR/L11	●	●	Φ29	25	17	200	45	23	4.2	5°			
S32S-SDWCR/L11			Φ40	32	22	250	45	30	5.5	2°			

SDZCR/L



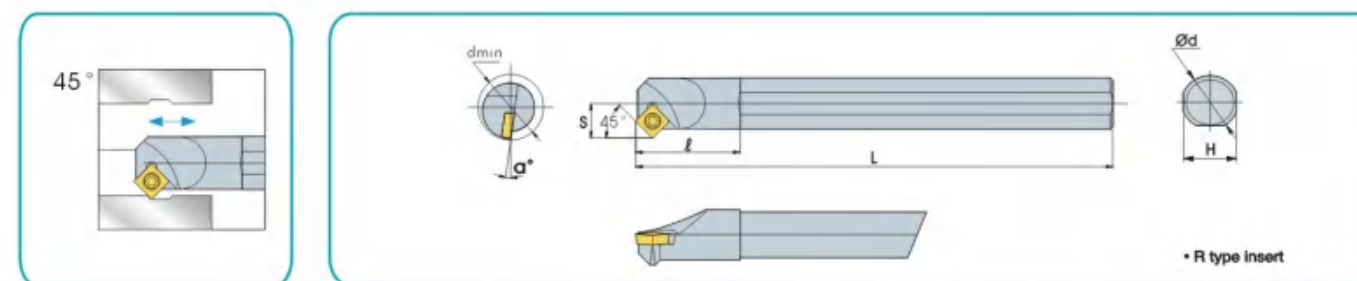
型号 Designation	库存 Stock		尺寸 Size							刀片 Inserts	螺钉 Screw	扳手 Wrench	
	R	L	dmin	φd	S	L	l	H	α°				
S10K-SDZCR/L07	●	●	φ13	10	8.5	125	22	9	3.2	12°	DC□□0702□□	M2.5X5	T-8
S12M-SDZCR/L07	●	●	φ16	12	10	150	31	11	3.5	10°		M2.5X8	
S16Q-SDZCR/L07	●	●	φ21	16	13	180	37	15	4.5	6°			
S20Q-SDZCR/L07	●	●	φ24	20	14.5	180	47	18	4.2	6°			
S20Q-SDZCR/L11	●	●	φ25	20	15	180	50	18	4.5	8°	DC□□11T3□□	M3.5X9	T-15
S25R-SDZCR/L11	●	●	φ29	25	17	202	45	23	4.2	6°			
S32S-SDZCR/L11	●		φ38	32	22	250	56	30	5.5	4°			

SSKCR/L



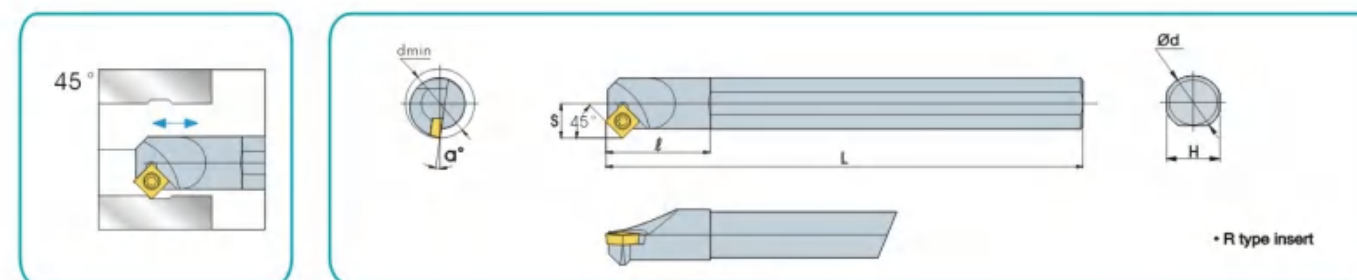
型号 Designation	库存 Stock		尺寸 Size							刀片 Inserts	螺钉 Screw	扳手 Wrench
	R	L	dmin	φd	S	L	l	H	α°			
S12M-SSKCR/L09	●	●	φ16	12	8.5	150	30	11	12°	SC□□09T3□□	M3.5X9	T-15
S16Q-SSKCR/L09	●	●	φ18	16	11.5	180	32.6	15	10°			
S20Q-SSKCR/L09	●		φ23	20	13	180	40	18	8°			
S25R-SSKCR/L09	●		φ31	25	17	200	40	23	6°			

SSSCR/L



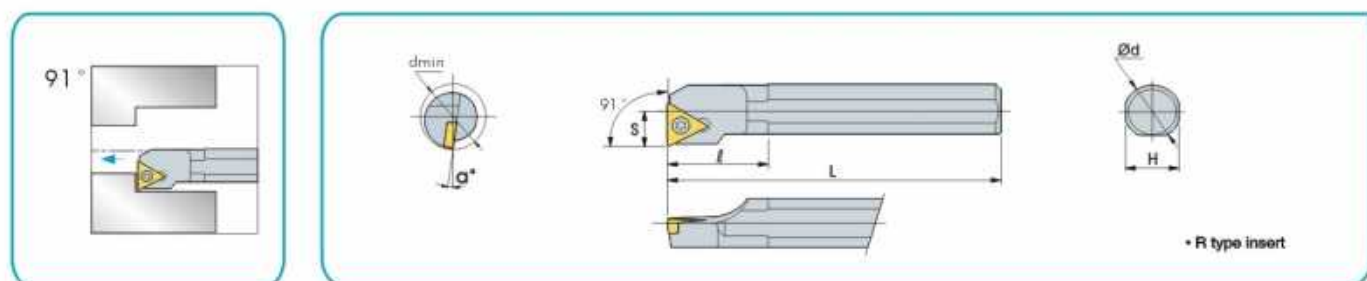
型号 Designation	库存 Stock		尺寸 Size							刀片 Inserts	螺钉 Screw	扳手 Wrench
	R	L	dmin	φd	S	L	l	H	α°			
S12M-SSSCR/L09	●	●	φ15	12	9	150	32	11	12°	SC□□09T3□□	M3.5X9	T-15
S16Q-SSSCR/L09	●	●	φ19	16	11.5	180	32	15	10°			
S20Q-SSSCR/L09	●		φ27	20	13.5	180	40	18	8°			
S25R-SSSCR/L09	●		φ27	25	15	200	40	23	6°			
S32S-SSSCR/L09			φ38	32	22	250	46	30	6°			

SSSPR/L



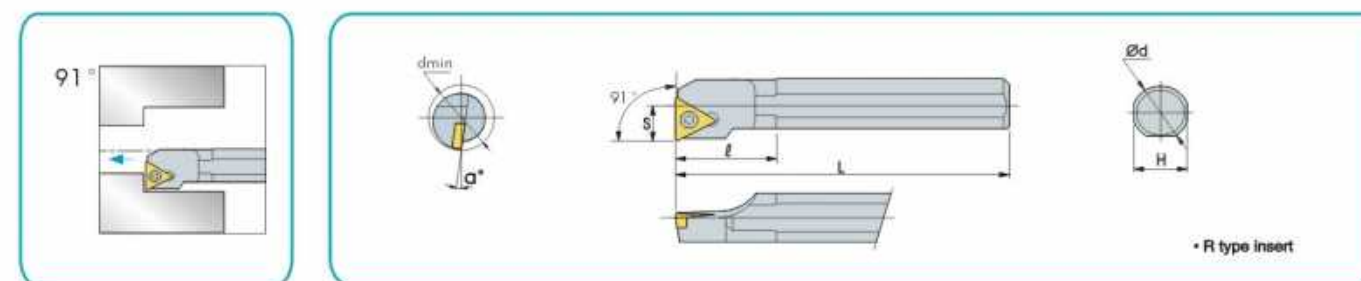
型号 Designation	库存 Stock		尺寸 Size							刀片 Inserts	螺钉 Screw	扳手 Wrench
	R	L	dmin	φd	S	L	l	H	α°			
S12Q-SSSPR/L09			φ16	12	9	150	30	11	8°	SP□□09T3□□	M3.5X9	T-15
S16Q-SSSPR/L09			φ20	16	11	180	35	15	6°			
S20Q-SSSPR/L09			φ24	20	13	180	40	18	4°			
S25R-SSSPR/L09			φ32	25	17	200	40	23	4°			
S32S-SSSPR/L09			φ40	32	22	250	45	30	0°			

STFCR/L



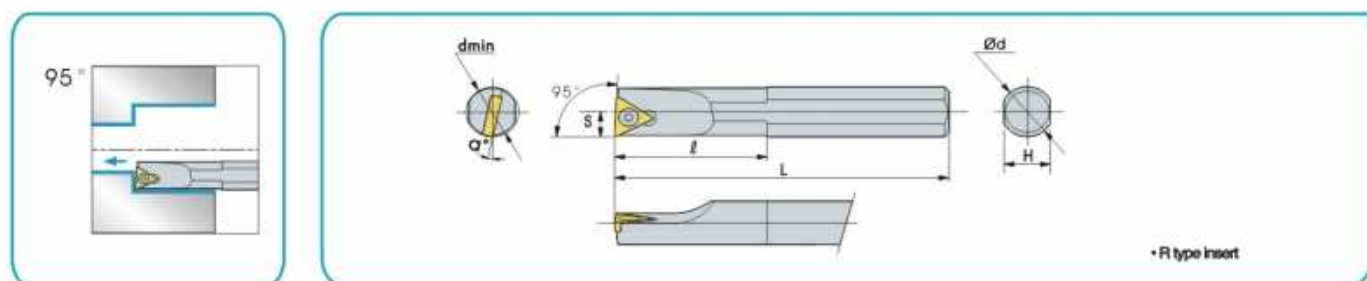
型号 Designation	库存 Stock		尺寸 Size							刀片 Inserts	螺钉 Screw	扳手 Wrench
	R	L	dmin	φd	S	L	l	H	α°			
S08K-STFCR/L09	●	●	φ9	8	5.5	125	20	7	15°	TC□□0902□□	M2.2X5	T6
S10K-STFCR/L09	●	●	φ11	10	6	125	24	9	13°			
S12M-STFCR/L09	●	●	φ13	12	7	150	27	11	10°			
S10K-STFCR/L11	●	●	φ11	10	6	125	24	9	12°	TC□□1102□□	M2.5X6	T-8
S12M-STFCR/L11	●	●	φ13	12	7	150	26	11	10°			
S16Q-STFCR/L11	●	●	φ17	16	9	180	32	15	8°			
S20Q-STFCR/L11	●	●	φ21	20	11	180	40	18	6°	TC□□16T3□□	M3.5X9	T-15
S20Q-STFCR/L16	●	●	φ22	20	11.5	180	42	18	8°			
S25R-STFCR/L16	●	●	φ26	25	14	200	42	23	6°			
S32S-STFCR/L16	●	●	φ33	32	17.5	250	45	30	6°			
S40T-STFCR/L16			φ43	40	23.5	300	60	38	4°			
S50U-STFCR/L16			φ51	50	26.5	350	65	48	4°			

STFPR/L



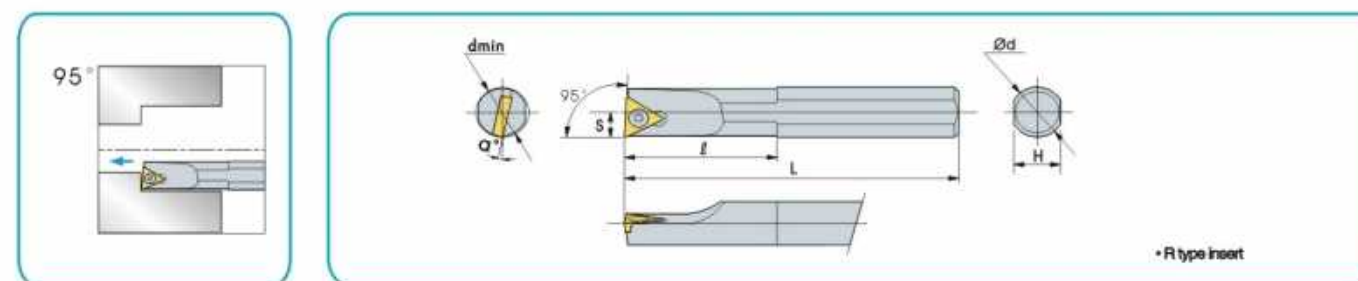
型号 Designation	库存 Stock		尺寸 Size							刀片 Inserts	螺钉 Screw	扳手 Wrench
	R	L	dmin	φd	S	L	l	H	α°			
S08K-STFPR/L09	●	●	φ9	8	5	125	20	7	10°	TP□□0902□□	M2.5X6	T-8
S10K-STFPR/L09	●	●	φ11	10	6	125	22	9	13°			
S10K-STFPR/L1103	●	●	φ11	10	6	125	22	9	12°			
S12M-STFPR/L1103	●	●	φ12	12	7	150	24	11	10°	TP□□1103□□	M3X8	T-8
S16Q-STFPR/L1103	●	●	φ17	16	9	180	30	15	8°			
S20Q-STFPR/L1103	●	●	φ21	20	11	180	37	18	6°			
S20Q-STFPR/L16			φ21	20	11	180	42	18	8°	TP□□1603□□	M3.5X9	T-15
S25R-STFPR/L16			φ26	25	14	200	42	23	6°			

STUCR/L



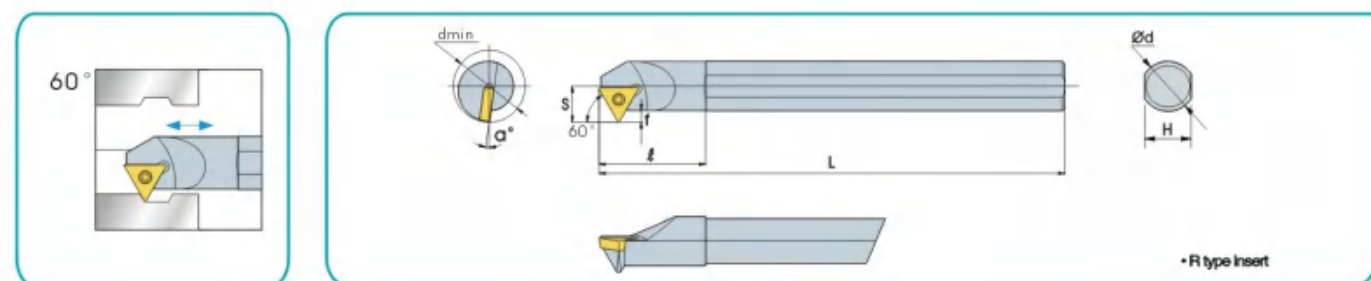
型号 Designation	库存 Stock		尺寸 Size							刀片 Inserts	螺钉 Screw	扳手 Wrench
	R	L	dmin	φd	S	L	l	H	α°			
S08K-STUCR/L09	●	●	φ9	8	5.5	125	20	7	15°	TC□□0902□□	M2.5X5	T-6
S08K-STUCR/L09-A16			φ9	16	5.5	125	30	15	15°			
S10K-STUCR/L09	●	●	φ11	10	6.5	125	22	9	13°			
S10K-STUCR/L09-A16			φ11	16	6.5	125	30	15	13°			
S10K-STUCR/L11	●	●	φ11	10	6	125	24	9	12°	TC□□1102□□	M2.5X5	T-8
S10K-STUCR/L11-A16	●		φ11	16	6	125	30	15	12°			
S12M-STUCR/L11	●	●	φ13	12	7	150	27	11	10°			
S12M-STUCR/L11-A16	●	●	φ13	16	7	150	30	15	10°			
S16Q-STUCR/L11	●	●	φ17	16	9	180	32	15	8°	TC□□16T3□□	M2.5X8	T-15
S20Q-STUCR/L11	●	●	φ21	20	11	180	37	18	6°			
S25R-STUCR/L11	●	●	φ26	25	14	200	42	23	6°			
S20Q-STUCR/L16	●	●	φ23	20	13	180	42	18	7°			
S25R-STUCR/L16	●		φ26	25	14	200	45	23	6°	M3.5X9	T-15	
S32S-STUCR/L16	●		φ33	32	17.5	250	47	30	4°			
S40T-STUCR/L16	●		φ42	40	22	300	55	38	4°			
S50U-STUCR/L16			φ51	50	26.5	350	65	48	4°			

STUPR/L



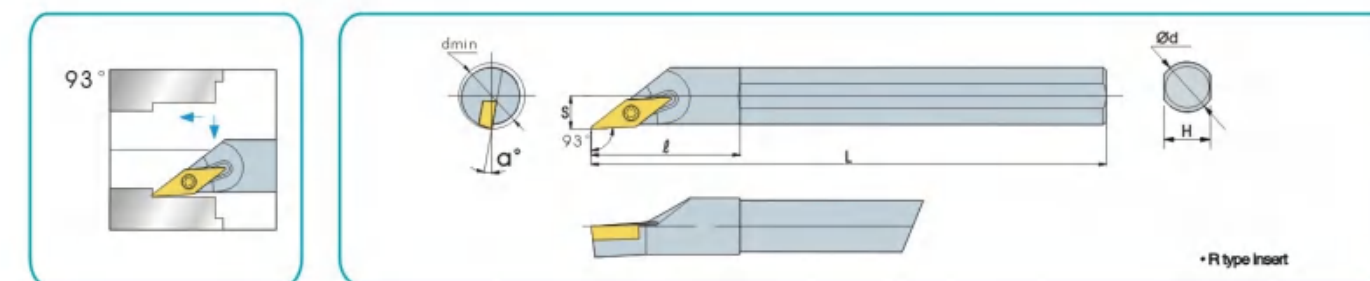
型号 Designation	库存 Stock		尺寸 Size							刀片 Inserts	螺钉 Screw	扳手 Wrench
	R	L	dmin	φd	S	L	l	H	α°			
S08K-STUPR/L09	●	●	φ9	5.5	6	125	20	7	10°	TP□□0902□□	M2.5X6	T-8
S10K-STUPR/L09	●	●	φ11	6.5	7	125	22	9	13°			
S10K-STUPR/L1103	●	●	φ11	10	6	125	22	9	12°	TP□□1103□□	M3X6	T-8
S12M-STUPR/L1103	●	●	φ13	12	7	150	27	11	10°			
S16Q-STUPR/L1103	●	●	φ17	16	9	180	32	15	8°			
S20Q-STUPR/L1103	●	●	φ21	20	11	180	37	18	6°	TP□□1603□□	M3.5X9	T-15
S20Q-STUPR/L16			φ24	20	13	180	40	18	4°			
S25R-STUPR/L16			φ21	25	17	200	40	23	2°			
S32S-STUPR/L16			φ39	32	22	250	45	32	0°			
S40T-STUPR/L16			φ50	40	27	300	55	38	0°			
S50U-STUPR/L16			φ60	50	31	350	60	48	0°			

STWCR/L



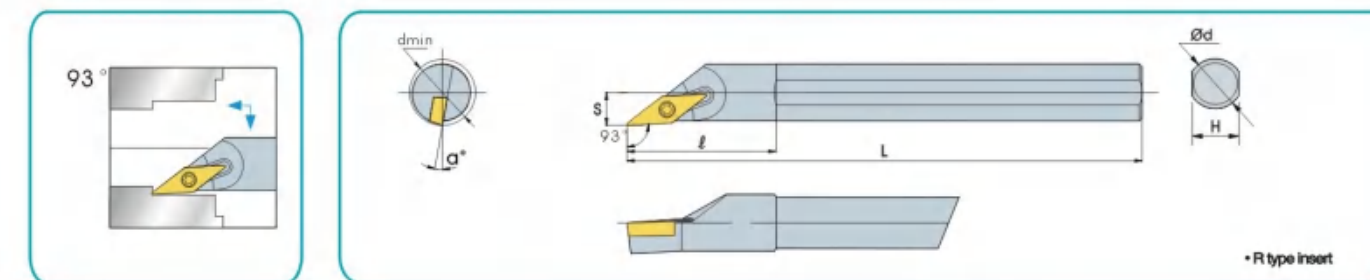
型号 Designation	库存 Stock		尺寸 Size							刀片 Inserts	螺钉 Screw	扳手 Wrench	
	R	L	dmin	Φd	S	L	l	H	α°				
S08K-STWCR/L09	●		Φ11	8	6	125	25	7	1.7	12°	Tc□□0902□□	M2.2X5	T-8
S10K-STWCR/L11	●		Φ13	10	8	125	23	9	2.7	10°	TC□□1102□□	M2.5X6	T-8
S12M-STWCR/L11	●		Φ15	12	9	150	30	11	2.7	8°		M2.5X8	
S16Q-STWCR/L11	●		Φ19	16	11	180	35	15	2.7	6°	TC□□16T3□□	M3.5X9	T-15
S20Q-STWCR/L11			Φ23	20	13	180	35	18	2.7	4°			
S20Q-STWCR/L16			Φ25	20	14.5	180	40	19	4	8°	TC□□16T3□□	M3.5X9	T-15
S25R-STWCR/L16			Φ29	25	17	200	35	24	4	6°			
S32S-STWCR/L16			Φ39	32	22	250	40	30	5.5	4°	TC□□16T3□□	M3.5X9	T-15
S40T-STWCR/L16			Φ50	40	27	320	50	38	6.5	2°			
S50U-STWCR/L16			Φ60	50	31	350	60	48	5.5	0°	TC□□16T3□□	M3.5X9	T-15

SVJBR/L



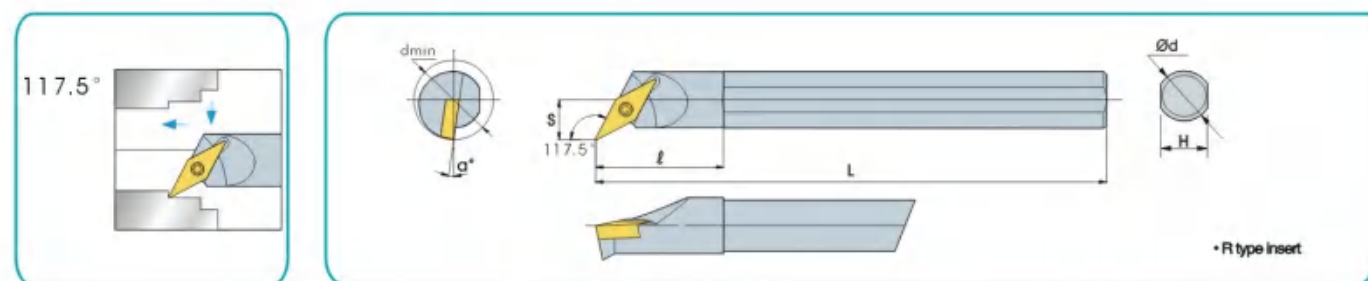
型号 Designation	库存 Stock		尺寸 Size							刀片 Inserts	螺钉 Screw	扳手 Wrench
	R	L	dmin	Φd	S	L	l	H	α°			
S10K-SVJBR/L11	●		11	10	6	125	28	9	13°	VB□□1103□□	M2.5X6	T-8
S12M-SVJBR/L11	●	●	13	12	7	150	35	11	10°			
S16Q-SVJBR/L11	●	●	17	16	9.5	180	40	15	10°	VB□□1604□□	M2.5X8	T-15
S20Q-SVJBR/L11	●	●	21	20	11.5	180	45	18	8°			
S16Q-SVJBR/L16	●		19	16	11.5	180	48	15	11°	VB□□1604□□	M2.5X8	T-15
S20Q-SVJBR/L16			21	20	11.5	180	52	18	11°			
S25R-SVJBR/L16			26	25	14	200	54	23	7°	VB□□1604□□	M2.5X8	T-15

SVJCR/L



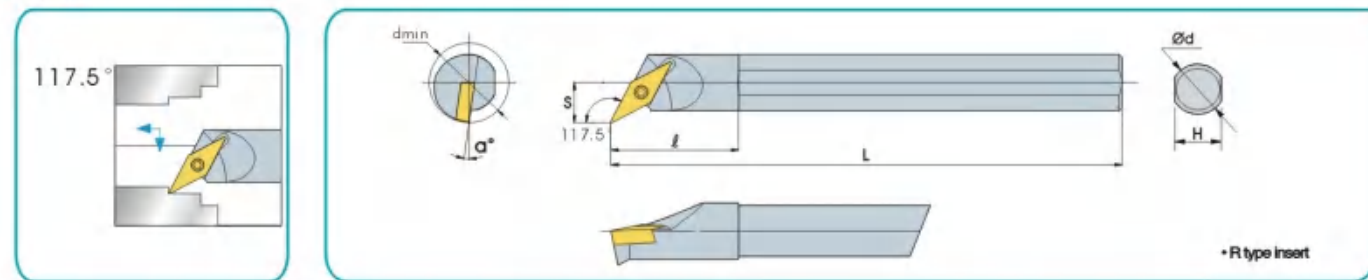
型号 Designation	库存 Stock		尺寸 Size							刀片 Inserts	螺钉 Screw	扳手 Wrench
	R	L	dmin	Φd	S	L	l	H	α°			
S10K-SVJCR/L11	●	●	Φ11	10	6	125	28	9	13°	VC□□1103□□	M2.5X6	T-8
S12M-SVJCR/L11	●	●	Φ13	12	7	150	35	11	10°			
S16Q-SVJCR/L11	●	●	Φ17	16	9.5	180	40	15	10°	VC□□1604□□	M2.5X8	T-15
S20Q-SVJCR/L11	●	●	Φ21	20	11.5	180	45	18	8°			
S16Q-SVJCR/L16	●	●	Φ19	16	11.5	180	48	15	11°	VC□□1604□□	M3.5X9	T-15
S20Q-SVJCR/L16	●		Φ21	20	14	180	52	18	11°			
S25R-SVJCR/L16	●		Φ26	25	11.5	200	54	23	7°	VC□□1604□□	M3.5X9	T-15

SVQBR/L



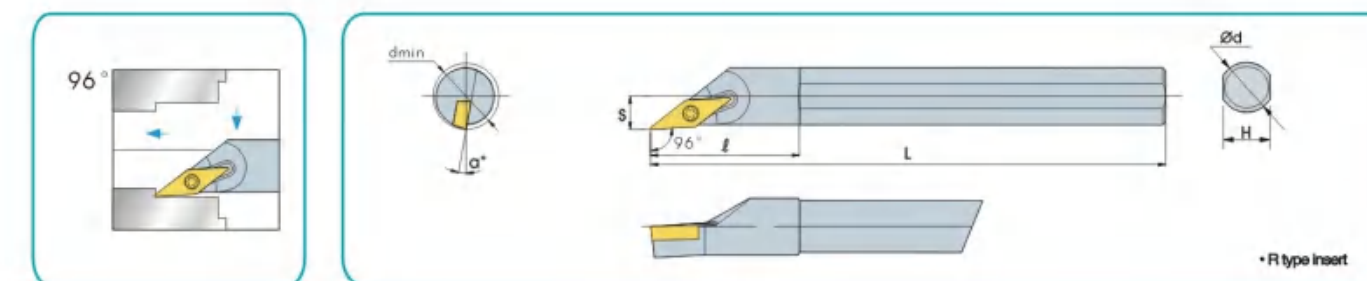
型号 Designation	库存 Stock		尺寸 Size							刀片 Inserts	螺钉 Screw	扳手 Wrench
	R	L	dmin	Φd	S	L	ℓ	H	α°			
S12M-SVQBR/L11	●	●	Φ16	12	10	150	30	11	10°	VB□□1103□□	M2.5X6	T-8
S16Q-SVQBR/L11	●	●	Φ19	16	11.5	180	34	15	10°		M2.5X8	
S20Q-SVQBR/L11	●	●	Φ24	20	14	180	45	18	8°	VB□□1604□□	M3.5X9	T-15
S20Q-SVQBR/L16	●	●	Φ24	20	14	180	50	18	8°			
S25R-SVQBR/L16	●	●	Φ29	25	17	200	50	23	6°			
S32S-SVQBR/L16	●	●	Φ38	32	22.5	250	55	30	8°			
S40T-SVQBR/L16			Φ47	40	27	300	55	38	6°			
S50U-SVQBR/L16			Φ57	50	32	350	65	48	4°			

SVQCR/L



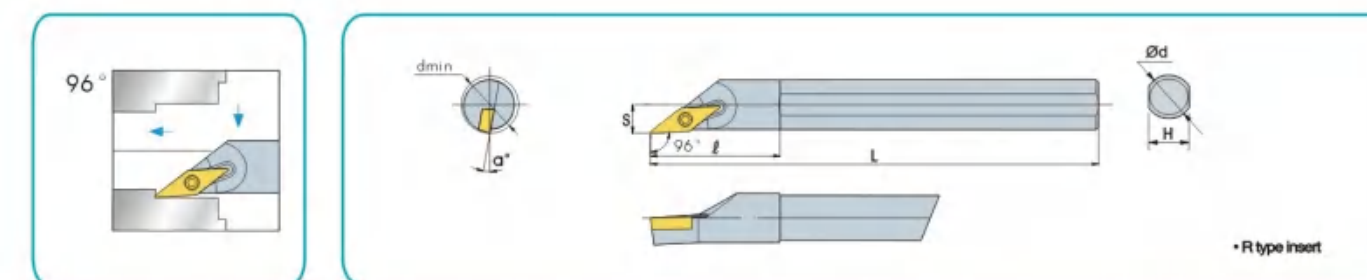
型号 Designation	库存 Stock		尺寸 Size							刀片 Inserts	螺钉 Screw	扳手 Wrench
	R	L	dmin	Φd	S	L	ℓ	H	α°			
S12M-SVQCR/L11			Φ16	12	10	150	30	11	10°	VC□□1103□□	M2.5X6	T-8
S16Q-SVQCR/L11	●	●	Φ22	19	11.5	180	35	15	10°		M2.5X8	
S20Q-SVQCR/L11	●	●	Φ27	24	14	180	34	18	8°	VC□□1604□□	M3.5X9	T-15
S20Q-SVQCR/L16	●	●	Φ27	24	14	180	45	18	8°			
S25R-SVQCR/L16	●	●	Φ32	29	17	200	50	23	6°			
S32S-SVQCR/L16	●	●	Φ41	38	22.5	250	55	30	8°			
S40T-SVQCR/L16	●		Φ50	47	27	300	55	38	6°			
S50U-SVQCR/L16			Φ61	60	32	350	65	48	4°			

SVXBR/L



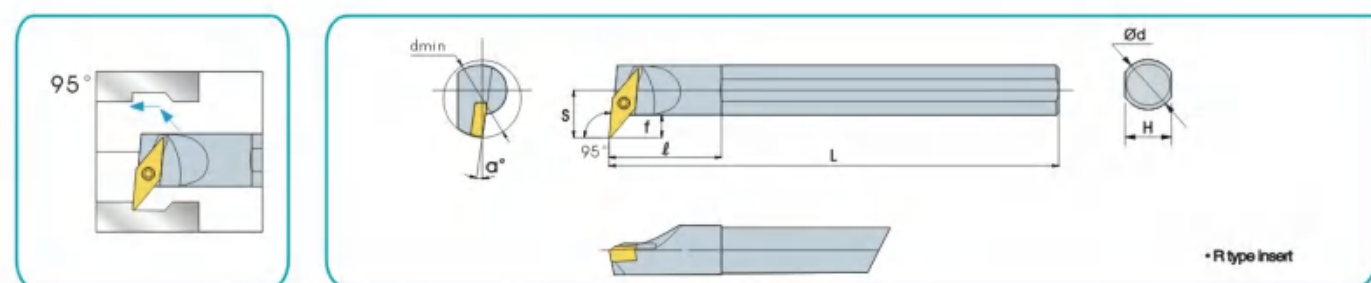
型号 Designation	库存 Stock		尺寸 Size							刀片 Inserts	螺钉 Screw	扳手 Wrench
	R	L	dmin	Φd	S	L	ℓ	H	α°			
S16Q-SVXBR/L11	●	●	Φ19	16	11	180	40	15	10°	VB□□1103□□	M2.5X8	T-8
S20Q-SVXBR/L11	●	●	Φ23	20	13	180	45	18	8°			
S20Q-SVXBR/L16	●	●	Φ23	20	13	180	45	18	8°	VB□□1604□□	M3.5X9	T-15
S25R-SVXBR/L16	●	●	Φ30	25	17	200	50	23	6°			
S32S-SVXBR/L16	●		Φ38	32	22	250	60	30	8°			
S40T-SVXBR/L16			Φ47	40	27	300	65	38	6°			
S50U-SVXBR/L16			Φ60	50	31	350	70	38	4°			

SVXCR/L



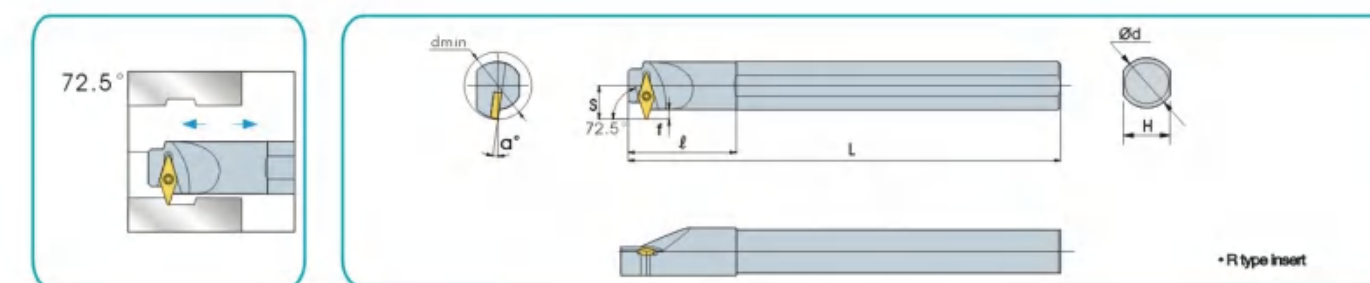
型号 Designation	库存 Stock		尺寸 Size							刀片 Inserts	螺钉 Screw	扳手 Wrench
	R	L	dmin	Φd	S	L	ℓ	H	α°			
S16Q-SVXCR/L11	●	●	Φ19	16	11	180	40	15	10°	VC□□1103□□	M2.5X8	T-8
S20Q-SVXCR/L11	●	●	Φ23	20	13	180	45	18	8°			
S20Q-SVXCR/L16	●	●	Φ23	20	13	180	50	18	8°	VC□□1604□□	M3.5X9	T-15
S25R-SVXCR/L16	●	●	Φ30	25	17	200	50	23	6°			
S32S-SVXCR/L16	●		Φ38	32	22	250	60	30	8°			
S40T-SVXCR/L16			Φ47	40	27	300	65	38	6°			
S50U-SVXCR/L16			Φ60	50	31	350	70	38	4°			

SVUBR/L



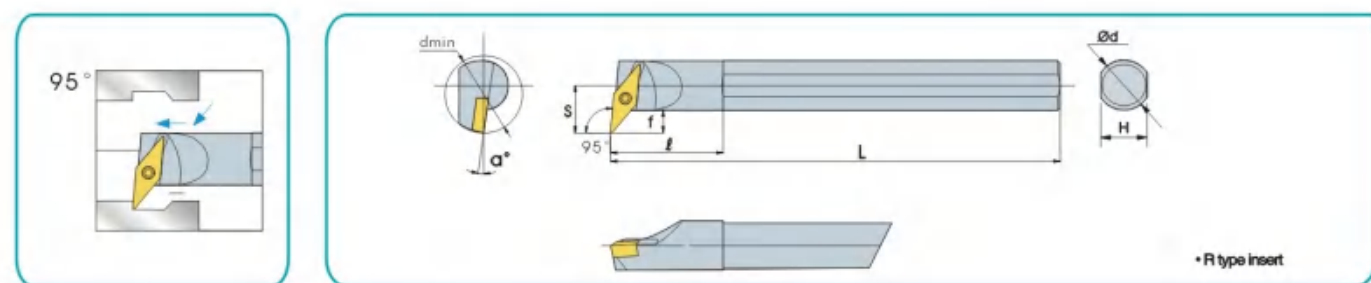
型号 Designation	库存 Stock		尺寸 Size							刀片 Inserts	螺钉 Screw	扳手 Wrench	
	R	L	dmin	φd	S	L	l	H	f				α°
S16Q-SVUBR/L11	●	●	φ20	16	11.5	180	30	15	3.2	10°	VB□□1103□□	M2.5X8	T-8
S20Q-SVUBR/L11	●	●	φ24	20	14	180	30	18	3.7	8°			
S20R-SVUBR/L16	●	●	φ29	20	19	200	45	18	8.5	8°	VB□□1604□□	M3.5X9	T-15
S25R-SVUBR/L16	●	●	φ32	25	20	200	50	23	7	6°			
S32R-SVUBR/L16	●	●	φ38	32	22	250	50	30	5.5	6°			
S40T-SVUBR/L16	●	●	φ47	40	27	300	55	38	6.5	4°			

SVWBR/L



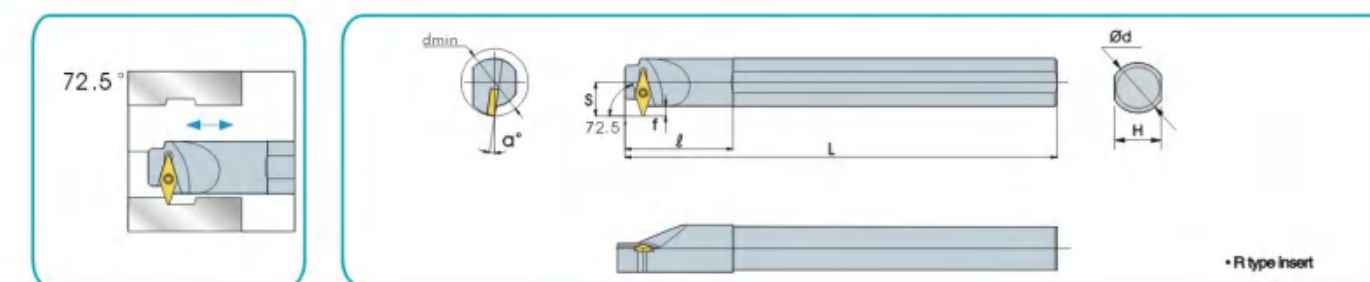
型号 Designation	库存 Stock		尺寸 Size							刀片 Inserts	螺钉 Screw	扳手 Wrench	
	R	L	dmin	φd	S	L	l	H	f				α°
S20Q-SVWBR/L11	●	●	φ24	20	14	180	35	18	3.7	8°	VB□□1103□□	M2.5X8	T-8
S25R-SVWBR/L16	●	●	φ35	25	23	200	40	23	10	5°			
S32S-SVWBR/L16	●	●	φ42	32	26	250	45	30	9.5	5°	VB□□1604□□	M3.5X9	T-15

SVUCR/L



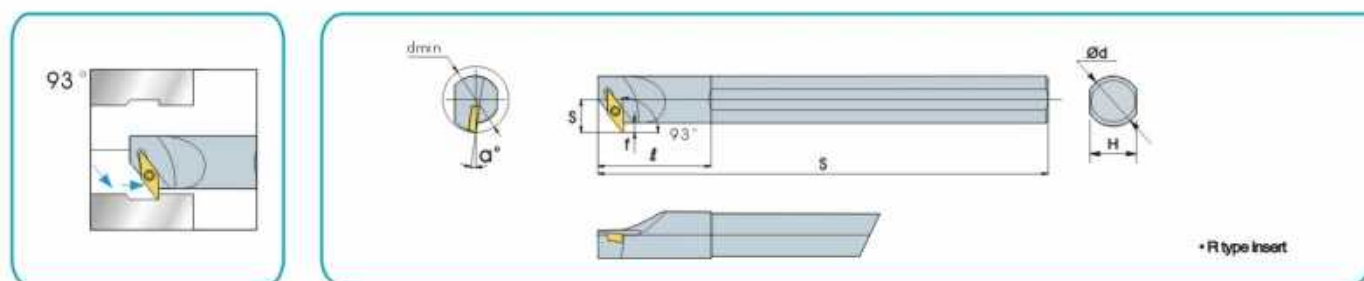
型号 Designation	库存 Stock		尺寸 Size							刀片 Inserts	螺钉 Screw	扳手 Wrench	
	R	L	dmin	φd	S	L	l	H	f				α°
S16Q-SVUCR/L11	●	●	20	16	11.5	180	30	15	3.2	10°	VC□□1103□□	M2.5X8	T-8
S20Q-SVUCR/L11	●	●	24	20	14	180	30	18	3.7	8°			
S20R-SVUCR/L16	●	●	29	20	19	200	45	18	8.5	8°	VC□□1604□□	M3.5X9	T-15
S25R-SVUCR/L16	●	●	32	25	20	200	50	23	7	6°			
S32S-SVUCR/L16	●	●	38	32	22	250	50	30	5.5	6°			
S40T-SVUCR/L16	●	●	47	40	27	300	55	38	6.5	4°			

SVWCR/L



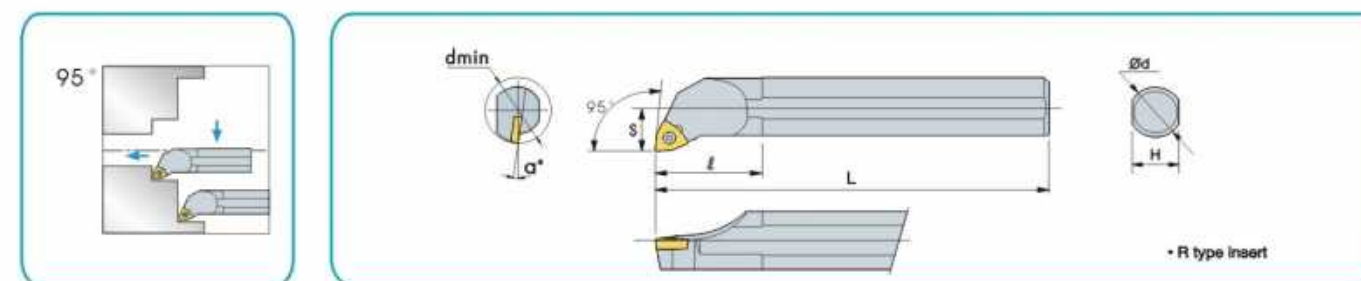
型号 Designation	库存 Stock		尺寸 Size							刀片 Inserts	螺钉 Screw	扳手 Wrench	
	R	L	dmin	φd	S	L	l	H	f				α°
S20Q-SVWCR/L11	●	●	φ24	20	14	180	35	18	3.7	8°	VC□□1103□□	M2.5X8	T-8
S25R-SVWCR/L16	●	●	φ35	25	23	200	40	23	10	5°			
S32S-SVWCR/L16	●	●	φ42	32	26	250	45	30	9.5	5°	VC□□1604□□	M3.5X9	T-15

SVZBR/L



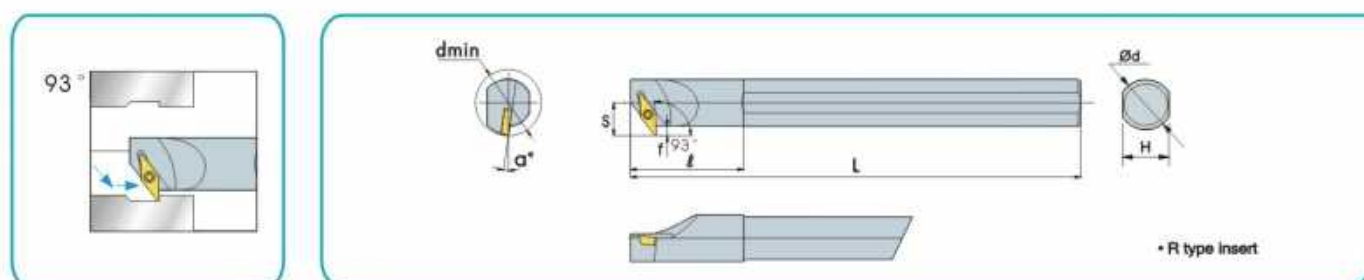
型号 Designation	库存 Stock		尺寸 Size							刀片 Inserts	螺钉 Screw	扳手 Wrench	
	R	L	dmin	φd	S	L	l	H	α°				
S16Q-SVZBR/L11	●		φ19	16	11.5	180	30	15	3.2	10°	VB□□1103□□	M2.5X8	T-8
S20Q-SVZBR/L11	●		φ24	20	14	180	35	18	3.7	8°			
S25R-SVZBR/L16	●		φ33	25	19.5	200	50	23	6.5	6°	VB□□1604□□	M3.5X9	T-15
S32S-SVZBR/L16			φ39	32	23.5	250	50	30	7	8°			
S40T-SVZBR/L16			φ47	40	27	300	60	38	6.5	6°			

SWLCR/L



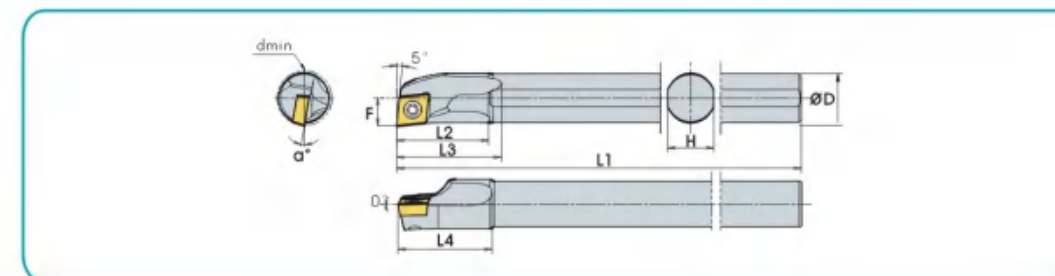
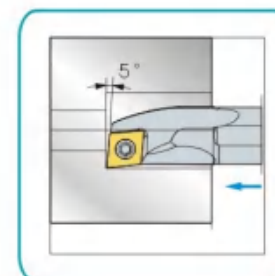
型号 Designation	库存 Stock		尺寸 Size							刀片 Inserts	螺钉 Screw	扳手 Wrench
	R	L	dmin	φd	S	L	l	H	α°			
S12M-SWLCR/L06			φ14	12	8.5	150	37	11	13°	WC□□06T3□□	M3.5X9	T-15
S16Q-SWLCR/L06			φ19	16	11	180	40	15	10°			
S20Q-SWLCR/L06			φ23	20	13	180	40	18	8°			
S25R-SWLCR/L06			φ31	25	17	200	40	23	6°			

SVZCR/L



型号 Designation	库存 Stock		尺寸 Size							刀片 Inserts	螺钉 Screw	扳手 Wrench	
	R	L	dmin	φd	S	L	l	H	α°				
S16Q-SVZCR/L11	●		φ19	16	11.5	180	30	15	3.2	10°	VC□□1103□□	M2.5X8	T-8
S20Q-SVZCR/L11	●		φ24	20	14	180	35	18	3.7	8°			
S25R-SVZCR/L16	●		φ33	25	19.5	200	50	23	6.5	6°	VC□□1604□□	M3.5X9	T-15
S32S-SVZCR/L16			φ39	32	23.5	250	50	30	7	8°			
S40T-SVZCR/L16			φ47	40	27	300	60	38	6.5	6°			

» SCLCR/L SCLPR/L



A 内孔车刀系列
Boring bar holder S

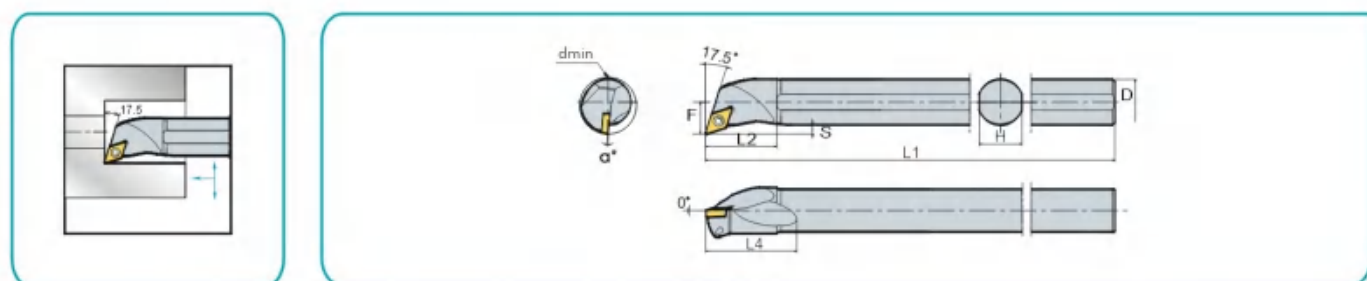


A 内孔车刀系列
Boring bar holder

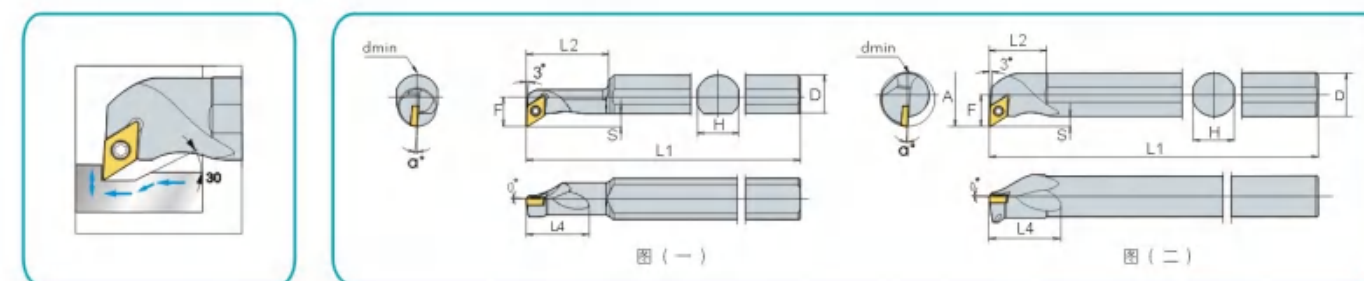
型号 Designation	库存 Stock		尺寸 Size								刀片 Inserts	标准刀尖R Standard R (mm)	冷却液孔 Coolant Hole	螺钉 Screw	扳手 Wrench		
	R	L	dmin	ΦD	H	L1	L2	L3	L4	F						α°	
A08K-SCLCR/L06-AV			10	8	7	125	16	20	17	5	14°	CC□□0602□□	0.4	有	M2.5X5	T-8	
A10K-SCLCR/L06-AV			12	10	9	125	20	25	21	6	12°				M2.5X6		
A12M-SCLCR/L06-AV			14	12	11	150	24	30	25	7	10°				CC□□09T3□□	M3.5X9	T-15
A16Q-SCLCR/L09-AV			18	16	15	180	30	34	31	9	10°						
A20R-SCLCR/L09-AV			22	20	19	200	36	49	37	11	8°						
A25S-SCLCR/L09-AV			27	25	24	250	46	55	46	13.5	6°						
S08K-SCLCR/L06-AV	●		10	8	7	125	16	20	17	5	14°	CC□□0602□□	0.4	无	M2.5X5	T-8	
S10K-SCLCR/L06-AV	●		12	10	9	125	20	25	21	6	12°				M2.5X6		
S12M-SCLCR/L06-AV	●		14	12	11	150	24	30	25	7	10°				CC□□09T3□□	M3.5X9	T-15
S16Q-SCLCR/L09-AV	●		18	16	15	180	30	34	31	9	10°						
S20R-SCLCR/L09-AV	●		22	20	19	200	36	49	37	11	8°						
S25S-SCLCR/L09-AV	●		27	25	24	250	46	55	46	13.5	6°						

型号 Designation	库存 Stock		尺寸 Size								刀片 Inserts	标准刀尖R Standard R (mm)	冷却液孔 Coolant Hole	螺钉 Screw	扳手 Wrench				
	R	L	dmin	ΦD	H	L1	L2	L3	L4	F						α°			
A10K-SCLPR/L08-AV			12	10	9	125	20	25	20	6	5°	CP□□0803□□	0.4	有	M3X6	T-10			
A12M-SCLPR/L08-AV			14	12	11	150	24	29	24	7	4°				CP□□0903□□		M3X9	T-15	
A12M-SCLPR/L09-AV			16	12	11	150	24	31	24	8	4°								
A16Q-SCLPR/L09-AV			18	16	15	180	30	37	30	9	3.5°								
A20R-SCLPR/L09-AV			22	20	19	200	36	47	37	11	2°				CP□□0903□□	0.4	无	M3X9	T-15
A25S-SCLPR/L09-AV			27	25	24	150	46	55	46	13.5	0°								
S10K-SCLPR/L08-AV			12	10	9	125	20	55	20	6	5°	CP□□0803□□	M3X6	T-10					
S12M-SCLPR/L08-AV			14	12	11	150	24	29	24	7	4°								
S16Q-SCLPR/L09-AV			18	16	15	180	30	37	30	9	3.5°	CP□□0903□□	M3X9	T-15					
S20R-SCLPR/L09-AV			22	20	19	200	36	47	37	11	2°								
S25S-SCLPR/L09-AV			27	25	24	250	46	55	46	13.5	0°								

SDQCR/L



SDUCR/L



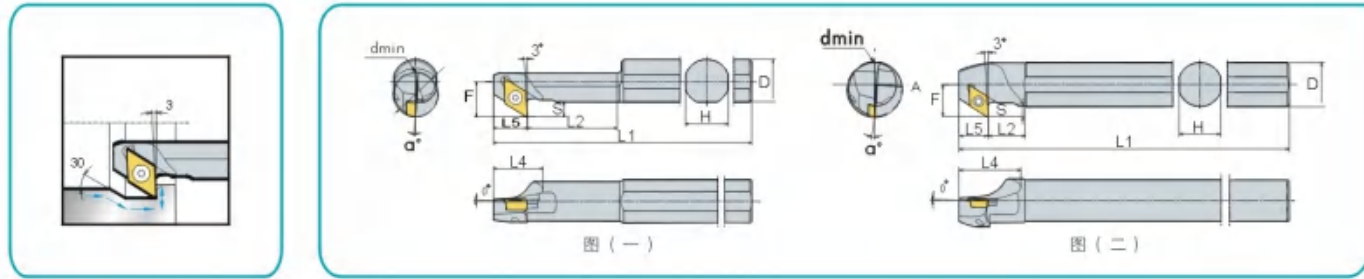
A 内孔车刀系列
Boring bar holder

A 内孔车刀系列
Boring bar holder

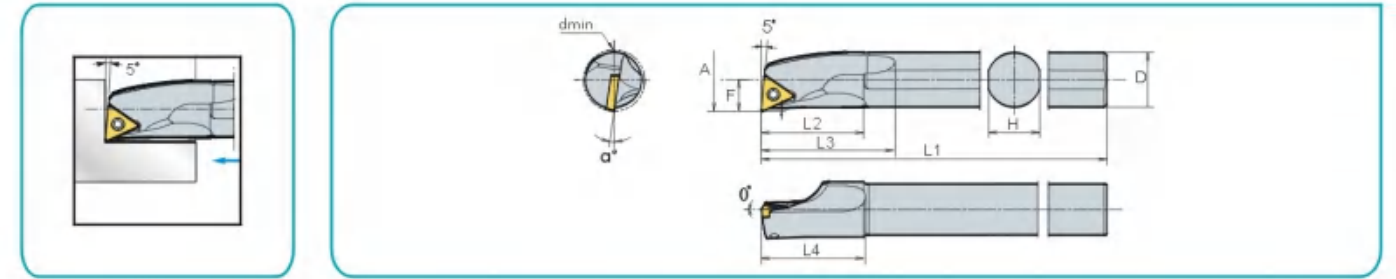
型号 Designation	库存 Stock		尺寸 Size								刀片 Inserts	标准 刀尖R1	冷却液孔 Coolant Hole	螺钉 Screw	扳手 Wrench	
	R	L	dmin	ΦD	H	L1	L2	L3	L4	F						α°
A10K-SDQCR/L07AV			13	10	9	125	19	2.1	20	7.5	10°	DC□□0702□□	0.4	有	M2.5X6	T-8
A12M-SDQCR/L07AV			16	12	11	150	22	2.6	24	9.25	8°					
A16Q-SDQCR/L11AV			20	16	15	180	25	2.6	30	11.3	6°	DC□□11T3□□	0.4	有	M3.5X9	T-15
A20R-SDQCR/L11AV			25	20	19	200	31	3.7	37	14.4	5°					
A25S-SDQCR/L11AV			30	25	24	250	38	3.7	46	16.9	4°	DC□□0702□□	0.4	无	M2.5X6	T-8
S10K-SDQCR/L07AV	●		13	10	9	125	19	2.1	20	7.5	10°					
S12M-SDQCR/L07AV	●		16	12	11	150	22	2.6	24	9.25	8°	DC□□11T3□□	0.4	无	M3.5X9	T-15
S16Q-SDQCR/L11AV	●		20	16	15	180	25	2.6	30	11.3	6°					
S20R-SDQCR/L11AV	●		25	20	19	200	31	3.7	37	14.4	5°	DC□□11T3□□	0.4	无	M3.5X9	T-15
S25S-SDQCR/L11AV	●		30	25	24	250	38	3.7	46	16.9	4°					

型号 Designation	库存 Stock		尺寸 Size								刀片 Inserts	标准 刀尖R1	冷却液孔 Coolant Hole	形状 Shape	螺钉 Screw	扳手 Wrench	
	R	L	dmin	ΦD	H	L1	L2	L3	L4	F							α°
A16Q-SDUCR/L07-14AV	●		14	16	15	180	28	4.4	23	10.8	5°	DC□□0702□□	0.4	有	图1	M2.5X6	T-8
A20R-SDUCR/L11-20AV	●		20	20	19	200	48	6.1	30	15.6						DC□□11T3□□	M3.5X9
A10K-SDUCR/L07AV	●		14	10	9	125	19	3.3	20	8.7	5°	DC□□0702□□	0.4	有	图2	M2.5X6	T-8
A12M-SDUCR/L07AV	●		16	12	11	150	21	3.3	24	9.7						DC□□11T3□□	M3.5X9
A16Q-SDUCR/L07AV	●		20	16	15	180	21	3.3	26	11.7	5°	DC□□11T3□□	0.4	无	图2	M2.5X6	T-8
A16Q-SDUCR/L11AV	●		23	16	15	180	21	6.1	31	14.5						DC□□11T3□□	M3.5X9
A20R-SDUCR/L11AV	●		27	20	19	200	23	6.1	36	16.5	5°	DC□□0702□□	0.4	无	图1	M2.5X6	T-8
A25S-SDUCR/L11AV	●		32	25	24	250	24	6.1	39	19						DC□□11T3□□	M3.5X9
S16Q-SDUCR/L07-14AV			14	16	15	180	28	4.4	23	10.8	5°	DC□□0702□□	0.4	有	图1	M2.5X6	T-8
S20R-SDUCR/L11-20AV			20	20	19	200	48	6.1	30	15.6						DC□□11T3□□	M3.5X9
S10K-SDUCR/L07AV	●		14	10	9	125	19	3.3	20	8.7	5°	DC□□0702□□	0.4	无	图2	M2.5X6	T-8
S12M-SDUCR/L07AV	●		16	12	11	150	21	3.3	24	9.7						DC□□11T3□□	M3.5X9
S16Q-SDUCR/L07AV	●		20	16	15	180	21	3.3	26	11.7	5°	DC□□11T3□□	0.4	无	图2	M2.5X6	T-8
S16Q-SDUCR/L11AV	●		23	16	15	180	21	6.1	31	14.4						DC□□11T3□□	M3.5X9
S20R-SDUCR/L11AV	●		27	20	19	200	23	6.1	36	16.5	5°	DC□□11T3□□	0.4	无	图2	M2.5X6	T-8
S25S-SDUCR/L11AV	●		32	25	24	250	24	6.1	39	19						DC□□11T3□□	M3.5X9

SDZCR/L



STUCR/L



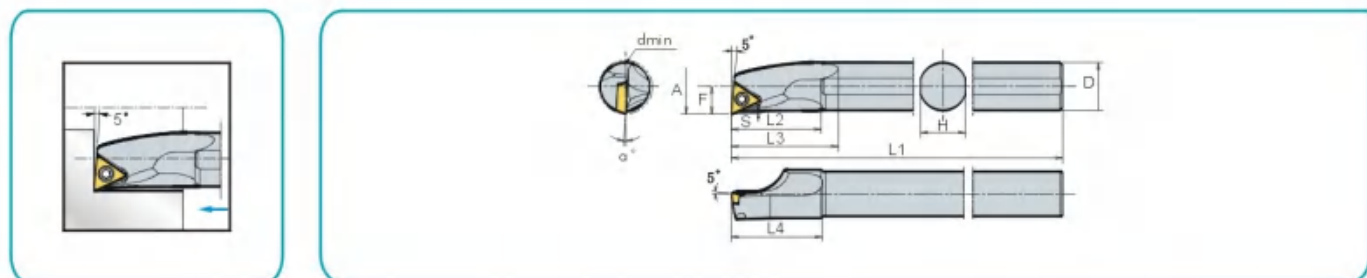
A 内孔车刀系列
Boring bar holder

A 内孔车刀系列
Boring bar holder

型号 Designation	库存 Stock		尺寸 Size										刀片 Inserts	标准 刀尖R Std. corner R (r)	冷却液孔 Coolant Hole	形状 Shape	螺钉 Screw	扳手 Wrench													
	R	L	dmin	ΦD	H	L1	L2	L4	L5	F	S	α°																			
A16Q-SDZCR/L 07-14AV			14	16	15	180	30	17	10	10.8	4.4	5°	DC□□0702□□	0.4	有	图1	M2.5X6	T8													
A20R-SDZCR/L 11-20AV			20	20	19	200	40	24	15	15.6	6.1								DC□□11T3□□	M3.5X9	T15										
A10K-SDZCR/L 07AV			14	10	9	140	14	16	9.5	8.7	3.3		DC□□0702□□				0.4	有	图2	M2.5X6	T8										
A12M-SDZCR/L 07AV			16	12	11	150	14	20	10.5	9.7	3.3											DC□□11T3□□	M3.5X9	T-15							
A16Q-SDZCR/L 07AV			20	16	15	180	14	22	10.5	11.7	3.3		DC□□11T3□□							0.4	有	图2	M2.5X6	T8							
A16Q-SDZCR/L 11AV			23	16	15	180	25	22	15	14.5	6.1														DC□□11T3□□	M3.5X9	T-15				
A20R-SDZCR/L 11AV			27	20	19	200	15	25	15	16.5	6.1		DC□□11T3□□										0.4	有	图1	M2.5X6	T8				
A25S-SDZCR/L 11AV			32	25	24	250	15	26	15	19	6.1																	DC□□11T3□□	M3.5X9	T-15	
S16Q-SDZCR/L07-14AV			14	16	15	180	30	17	10	10.8	4.4		5°													DC□□0702□□	0.4	有	图1	M2.5X6	T8
S20R-SDZCR/L11-20AV			20	20	19	200	40	24	15	15.6	6.1																				
S10K-SDZCR/L 07AV			14	10	9	140	14	16	9.5	8.7	3.3	DC□□0702□□		0.4	有	图2										M2.5X6			T8		
S12M-SDZCR/L 07AV			16	12	11	150	14	20	10.5	9.7	3.3																			DC□□11T3□□	M3.5X9
S16Q-SDZCR/L07AV			20	16	15	180	14	22	10.5	11.7	3.3	DC□□11T3□□					0.4	有	图2							M2.5X6			T8		
S16Q-SDZCR/L 11AV			23	16	15	180	15	22	15	14.5	6.1																			DC□□11T3□□	M3.5X9
S20R-SDZCR/L 11AV			27	20	19	200	15	25	15	16.5	6.1	DC□□11T3□□								0.4	有	图1				M2.5X6			T8		
S25S-SDZCR/L 11AV			32	25	24	250	15	26	15	19	6.1																			DC□□11T3□□	M3.5X9

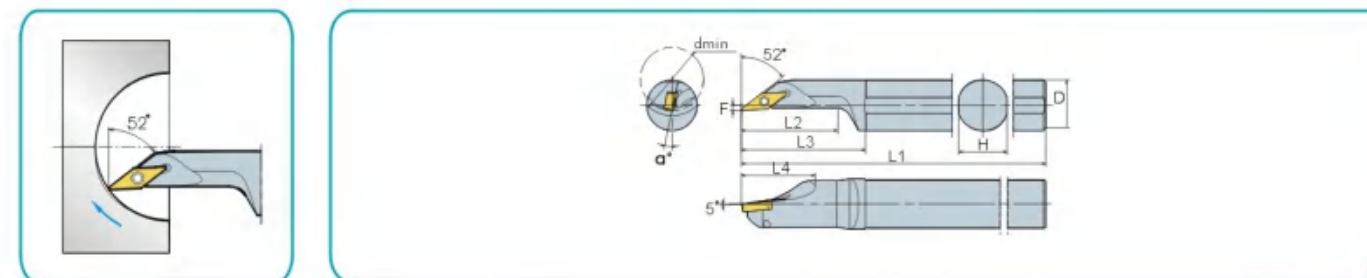
型号 Designation	库存 Stock		尺寸 Size										刀片 Inserts	标准 刀尖R Std. corner R (r)	冷却液孔 Coolant Hole	螺钉 Screw	扳手 Wrench							
	R	L	dmin	ΦD	H	L1	L2	L3	L4	F	α°													
A08K-STUCR/L09AV			10	8	7	120	16	22	16	5	14°	TC□□0902□□	0.4	有	M2.2X5	T-6								
A10K-STUCR/L09AV			12	10	9	140	20	26	20	6.2	12°						TC□□1103□□	M2.5X6	T-8					
A10K-STUCR/L11AV			12	10	9	140	20	26	20	6.2	12°	TC□□1103□□			0.4	无	M2.5X6	T-8						
A12M-STUCR/L11AV			14	12	11	150	24	30	25	7.2	10°								TC□□0902□□	M2.2X5	T-6			
A16Q-STUCR/L11AV			18	16	15	180	30	39	31	9.2	8°	TC□□1103□□					0.4	无	M2.5X6	T-8				
A20R-STUCR/L11AV			22	20	19	200	36	44	36	11.2	6°										TC□□0902□□	M2.2X5	T-6	
S08K-STUCR/L09AV	●		10	8	7	120	16	22	16	5	14°	TC□□0902□□							0.4	无	M2.2X5	T-6		
S10K-STUCR/L09AV	●		12	10	9	140	20	26	20	6.2	12°												TC□□1103□□	M2.5X6
S10K-STUCR/L11AV	●		12	10	9	140	20	26	20	6.2	12°	TC□□1103□□									0.4	无	M2.5X6	T-8
S12M-STUCR/L11AV	●		14	12	11	150	24	30	25	7.2	10°													
S16Q-STUCR/L11AV	●		18	16	15	180	30	39	31	9.2	8°	TC□□1103□□	0.4	无									M2.5X6	T-8
S20R-STUCR/L11AV	●		22	20	19	200	36	44	36	11.2	6°													

STUPR/L



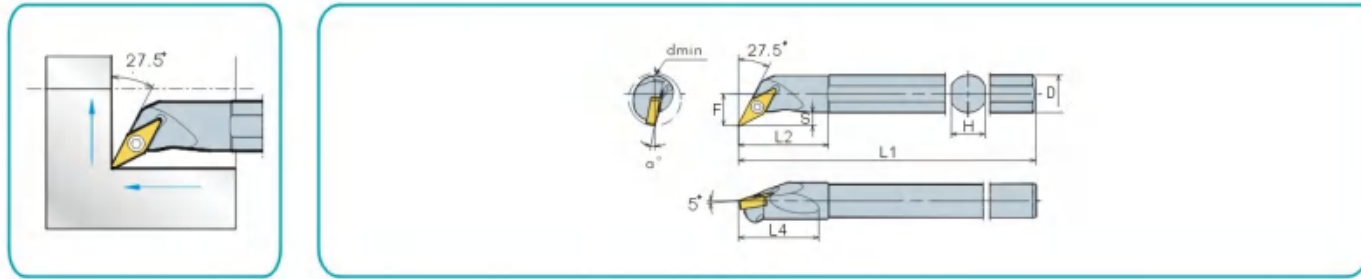
型号 Designation	库存 Stock		尺寸 Size									刀片 Inserts	标准 刀尖 R1	冷却液孔 Coolant Hole	螺钉 Screw	扳手 Wrench
	R	L	dmin	ΦD	H	L1	L2	L3	L4	F	α°					
A08K-STUPR/L09AV			10	8	7	125	16	22	16	5	10°	TP□□0902□□	0.4	有	M2.5X5	T-8
A10K-STUPR/L09AV			12	10	9	125	20	25	20	6.2	8°					
A10K-STUPR/L11AV			12	10	9	125	20	25	20	6	10°	TP□□1103□□	0.4	有	M3.0X6	T-8
A12M-STUPR/L11AV			14	12	11	150	24	30	24	7.2	7°					
A16Q-STUPR/L11AV			18	16	15	180	30	36	30	9.2	3.5°	TP□□1603□□	0.4	有	M3.5X9	T-15
A20R-STUPR/L11AV			22	20	19	200	36	46	37	11.2	2°					
A25S-STUPR/L16AV			27	25	24	250	46	55	46	13.7	0°					
S08K-STUPR/L09AV	●		10	8	7	125	16	22	16	5	10°	TP□□0902□□	0.4	无	M2.5X5	T-8
S10K-STUPR/L09AV	●		12	10	9	125	20	25	20	6.2	8°					
S10K-STUPR/L11AV	●		12	10	9	125	20	25	20	6	10°	TP□□1103□□	0.4	无	M3.0X6	T-8
S12M-STUPR/L11AV	●		14	12	11	150	24	30	24	7.2	7°					
S16Q-STUPR/L11AV	●		18	16	15	180	30	36	30	9.2		TP□□1603□□	0.4	无	M3.5X9	T-15
S20R-STUPR/L11AV	●		22	20	19	200	36	46	37	11.2	2°					
S25S-STUPR/L16AV			27	25	24	250	46	55	46	13.7	0°					

SVJP(C)(B)R/L

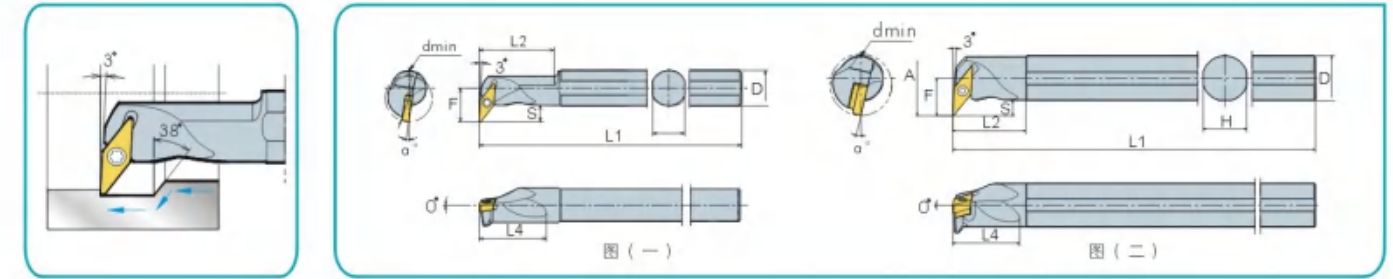


型号 Designation	库存 Stock		尺寸 Size									刀片 Inserts	标准 刀尖 R1	冷却液孔 Coolant Hole	螺钉 Screw	扳手 Wrench
	R	L	dmin	ΦD	H	L1	L2	L3	L4	F	α°					
A12M-SVJPR/L 08AV			16	12	11	150	26	33	21	2	5°	VP□□0802□□	0.2	有	M2.5X5	T-6
A12M-SVJCR/L 08AV			16	12	11	150	26	33	20	2	5°					
A16Q-SVJCR/L 08AV			20	16	15	180	36	43	22	2	5°	VC□□0802□□	0.4	有	M2.5X8	T-8
A20R-SVJBR/L 11AV			25	20	19	200	37.5	48	30	2	5°					
A25S-SVJBR/L 11AV			30	25	24	250	45	58	33	3.5	5°	VB□□1103□□	0.4	有	M3.5X9	T-15
A32S-SVJBR/L 16AV			40	32	31	250	60	74	45	3.5	8°					
A40S-SVJBR/L 16AV			50	40	39	300	75	91	49	4.5	7°	VC□□1604□□	0.2	无	M2.0X5	T-6
S12M-SVJPR/L 08AV			16	12	11	150	26	33	21	2	5°					
S12M-SVJCR/L 08AV			16	12	11	150	26	33	20	2	5°	VC□□0802□□	0.4	无	M2.0X5	T-6
S16Q-SVJCR/L 08AV			20	16	15	180	36	43	22	2	5°					
S20R-SVJBR/L 11AV			25	20	19	200	37.5	48	30	2	5°	VB□□1103□□	0.4	无	M2.5X8	T-8
S25S-SVJBR/L 11AV			30	25	24	250	45	58	33	3.5	5°					
S32S-SVJBR/L 16AV			40	32	31	250	60	74	45	3.5	8°	VB□□1604□□	0.4	无	M3.5X9	T-15
S40S-SVJBR/L 16AV			50	40	39	300	75	91	49	4.5	7°					

SVQBR/L



SVUCR/L



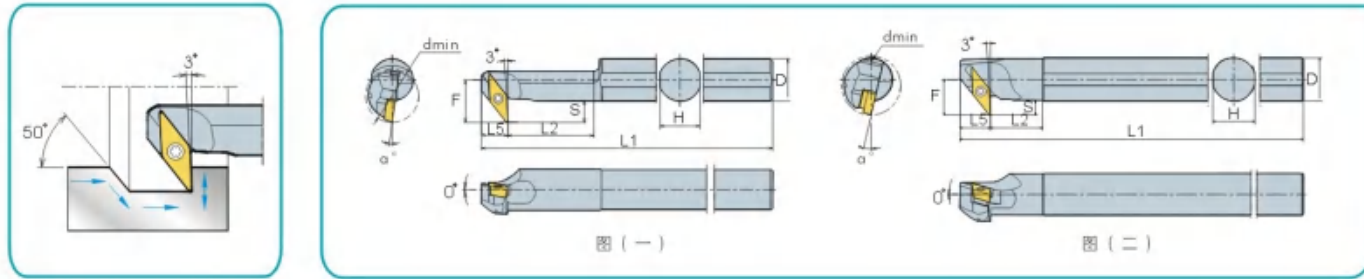
A 内孔车刀系列
Boring bar holder

A 内孔车刀系列
Boring bar holder

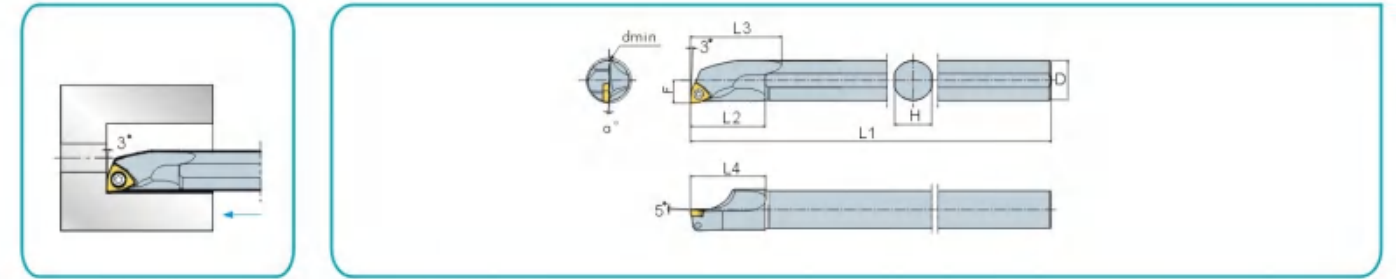
型号 Designation	库存 Stock		尺寸 Size									刀片 Inserts	标准 刀尖R Std Corner R (r)	冷却液孔 Coolant Hole	螺钉 Screw	扳手 Wrench
	R	L	dmin	ΦD	H	L1	L2	L4	F	S	α°					
A10K-SVQCR/L08AV			14	10	9	125	24	21	8.5	3	8°	VC□□0802□□	0.4	有	M2.0X5	T-6
A12M-SVQBR/L11AV			18	12	11	150	29	26	11	4.5	8°	VB□□1103□□				
A16Q-SVQBR/L11AV			22	16	15	180	35	33	13.5	5	5°				VB□□1604□□ VC□□1604□□	M3.5X9
A20R-SVQBR/L11AV			26	20	19	200	41	39	15.5	5	5°					
A25S-SVQBR/L16AV			31	25	24	250	51	49	18	5	3°					
A32S-SVQBR/L16AV			40	32	31	250	54	53	23	6.5	3°					
S10K-SVQCR/L08AV			14	10	9	125	24	21	8.5	3	8°	VC□□0802□□	0.4	无	M2.0X5	T-6
S12M-SVQBR/L11AV			18	12	11	150	29	26	11	4.5	8°	VB□□1103□□				
S16Q-SVQBR/L11AV			22	16	15	180	35	33	13.5	5	5°				VB□□1604□□ VC□□1604□□	M3.5X9
S20R-SVQBR/L11AV			26	20	19	200	41	39	15.5	5	5°					
S25S-SVQBR/L16AV			31	25	24	250	51	49	18	5	3°					
S32S-SVQBR/L16AV			40	32	31	250	54	53	23	6.5	3°					

型号 Designation	库存 Stock		尺寸 Size									刀片 Inserts	标准 刀尖R Std Corner R (r)	冷却液孔 Coolant Hole	形状 Shape	螺钉 Screw	扳手 Wrench
	R	L	dmin	ΦD	H	L1	L2	L4	F	S	α°						
A12M-SVUCR/L 08AV			16	12	11	150	25.5	32	11.5	5.5	8°	VC□□0802□□	0.4	有	图2	M2.0X5	T-6
A16Q-SVUBR/L 11AV			20	16	15	180	32.5	27	16	8	8°	VB□□1103□□					
A20R-SVUBR/L 11AV			25	20	19	200	40.5	31	18	8	7°	VB□□1604□□ VC□□1604□□			M3.5X9	T-15	
A25S-SVUBR/L 16AV			34	25	24	250	40	37	20.5	8.5	5°						
A32S-SVUBR/L 16AV			40	32	31	250	84	47	28	12	5°						
S12M-SVUCR/L 08AV			16	12	11	150	25.5	32	11.5	5.5	8°	VC□□0802□□			0.4	无	图2
S16Q-SVUBR/L 11AV			20	16	15	180	32.5	27	16	8	8°	VB□□1103□□	M2.5X8	T-8			
S20R-SVUBR/L 11AV			25	20	19	200	40.5	31	18	8	7°	VB□□1604□□ VC□□1604□□					M3.5X9
S25S-SVUBR/L 16AV			34	25	24	250	40	37	20.5	8.5	5°						
A32S-SVUBR/L 16AV			40	32	31	250	84	47	28	12	5°						

SVZBR/L



SWUBR/L



A 内孔车刀系列
Boring bar holder

A 内孔车刀系列
Boring bar holder

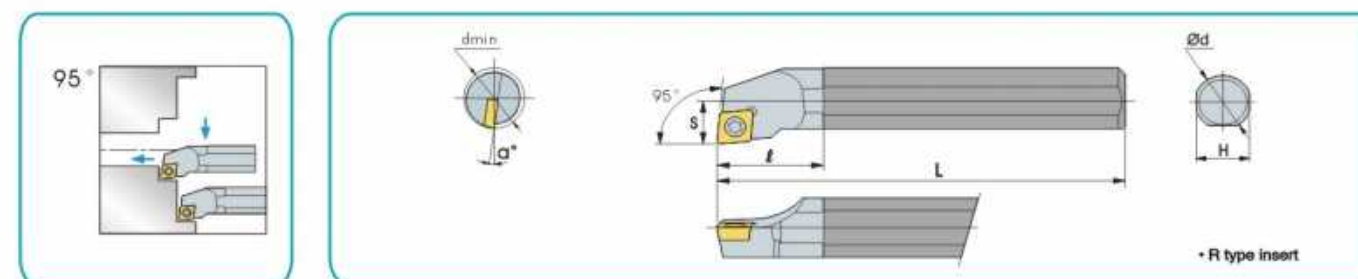
型号 Designation	库存 Stock		尺寸 Size								刀片 Inserts	标准 刀尖R Std corner R (r)	冷却液孔 Coolant Hole	形状 Shape	螺钉 Screw	扳手 Wrench	
	R	L	dmin	ΦD	H	L1	L2	L3	L4	F							S
A12M-SVZCR/L08AV			16	12	11	150	25.5	7.5	11.5	5.5	8°	VC□□0802□□	0.4	有	图2	M2.2X5	T-6
A16Q-SVZBR/L11AV			20	16	15	180	32.5	10	16	8	8°	VB□□1103□□				M2.5X8	T-8
A20R-SVZBR/L11AV			25	20	19	200	40.5	10	18	8	7°	VC□□1604□□ VB□□1604□□	0.4	无	图1	M3.5X9	T-15
A25S-SVZBR/L16AV			34	25	24	250	30	17.5	20.5	8.5	5°					M3.5X9	T-15
A32S-SVZBR/L16AV			40	32	31	250	72.5	17.5	28	12	5°	VC□□1604□□ VB□□1604□□	0.4	无	图2	M2.2X5	T-6
S12M-SVZCR/L08AV			16	12	11	150	25.5	7.5	11.5	5.5	8°	VB□□1103□□				M2.5X8	T-8
S16Q-SVZBR/L11AV			20	16	15	180	32.5	10	16	8	8°	VC□□1604□□ VB□□1604□□	0.4	无	图1	M2.2X5	T-6
S20R-SVZBR/L11AV			25	20	19	200	40.5	10	18	8	7°					M2.5X8	T-8
S25S-SVZBR/L16AV			34	25	24	250	30	17.5	20.5	8.5	5°	VC□□1604□□ VB□□1604□□	0.4	无	图2	M3.5X9	T-15
A32S-SVZBR/L16AV			40	32	31	250	72.5	17.5	28	12	5°	M3.5X9				T-15	

型号 Designation	库存 Stock		尺寸 Size								刀片 Inserts	标准 刀尖R Std corner R (r)	冷却液孔 Coolant Hole	螺钉 Screw	扳手 Wrench	
	R	L	dmin	ΦD	H	L1	L2	L3	L4	F						α°
A08K-SWUBR/L08AV			10	8	7	125	16	21	16	5	13°	WB□□0802□□	0.2	有	M2X5	T-6
A10K-SWUBR/L08AV			12	10	9	125	20	25	20	6	10°					
A12M-SWUBR/L11AV			14	12	11	150	24	30	24	7	4°	VC□□1604□□ VB□□1604□□	0.4	有	M2.5X6	T-8
A16Q-SWUPR/L11AV			18	16	15	180	30	37	30	9	1°					
A16Q-SWUPR/L16AV			18	16	15	180	30	37	30	9	3.5°	WB□□0802□□	0.2	无	M2X5	T-6
A20R-SWUPR/L16AV			22	20	19	200	36	46	37	11	2°					
S08K-SWUBR/L08AV			10	8	7	125	16	21	16	5	13°	VC□□1604□□ VB□□1604□□	0.4	有	M2.5X6	T-8
S10K-SWUBR/L08AV			12	10	9	125	20	25	20	6	10°					
S12M-SWUBR/L11AV			14	12	11	150	24	30	24	7	4°	WB□□0802□□	0.2	无	M2X5	T-6
S16Q-SWUPR/L11AV			18	16	15	180	30	37	30	9	1°					
S16Q-SWUPR/L16AV			18	16	15	180	30	37	30	9	3.5°	VC□□1604□□ VB□□1604□□	0.4	有	M2.5X6	T-8
S20R-SWUPR/L16AV			22	20	19	200	36	46	37	11	2°					

A 内孔车刀系列
Boring bar holder S

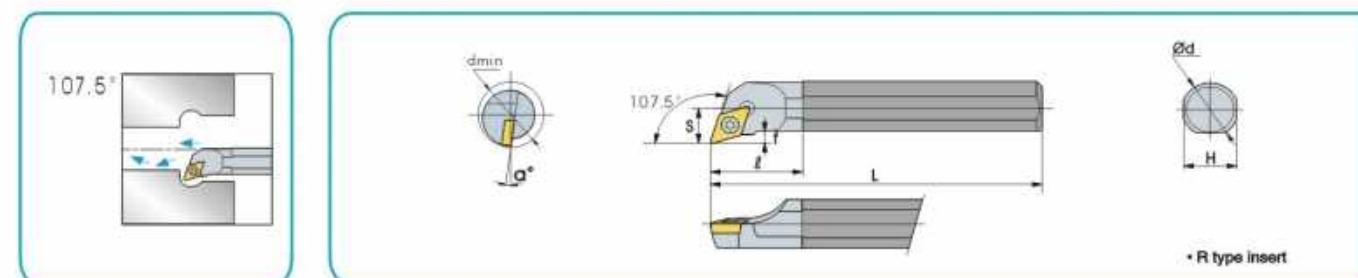


SCLCR/L



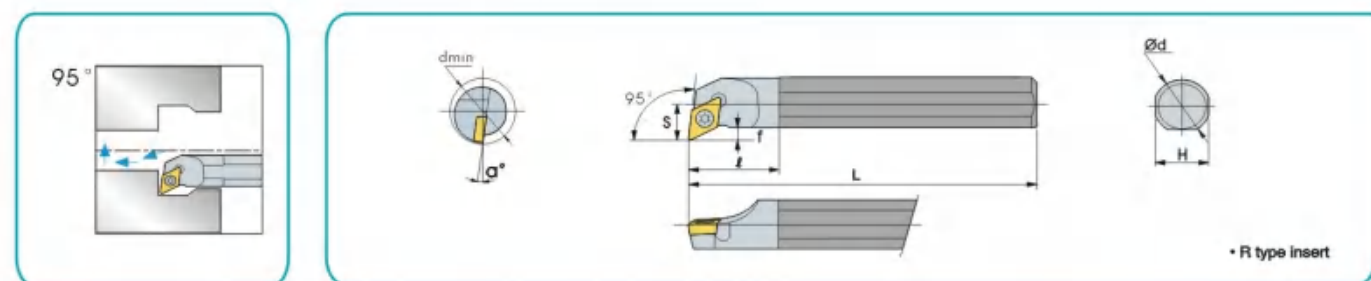
型号 Designation	库存 Stock		尺寸 Size							刀片 Inserts	螺钉 Screw	扳手 Wrench
	R	L	dmin	φd	S	L	l	H	α°			
C07K-SCLCR/L06	●		φ8	8	5	125	18	7	15°	CC□□0602□□	M2.5X5	T-8
C08K-SCLCR/L06	●		φ9	8	5.5	125	18	7	13°			
C10M-SCLCR/L06	●		φ11	10	7	125	22	9	12°			
C12Q-SCLCR/L06	●		φ13	12	8	150	25	11	10°			
C12Q-SCLCR/L09	●		φ16	14	5.5	150	27	13	10°	CC□□09T3□□	M3.5X9	T-15
C16R-SCLCR/L09	●		φ17	16	11	180	34	15	10°			
C20S-SCLCR/L09	●		φ21	20	13	180	38	18	8°			
C25T-SCLCR/L09	●		φ26	25	17	200	45	23	6°			

SDQCR/L



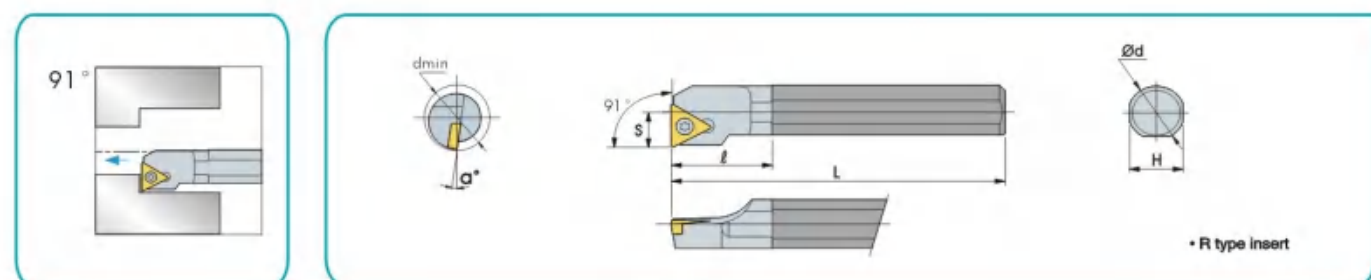
型号 Designation	库存 Stock		尺寸 Size							刀片 Inserts	螺钉 Screw	扳手 Wrench	
	R	L	dmin	φd	S	L	l	H	α°				
C08K-SDQCR/L07	●		φ10	7	6	125	18	7	1.7	12°	DC□□0702□□	M2.5X5	T-8
C10M-SDQCR/L07	●		φ11	10	7	125	24	9	1.7	10°			
C12Q-SDQCR/L07	●		φ15	12	9	150	30	11	2.7	8°			
C16R-SDQCR/L07	●		φ17	16	11	180	30	15	2.7	6°	DC□□11T3□□	M3.5X9	T-15
C20S-SDQCR/L11	●		φ23	20	13	180	42	18	2.7	5°			
C25T-SDQCR/L11	●		φ29	25	17	200	42.5	23	4	4°			

SDUCR/L



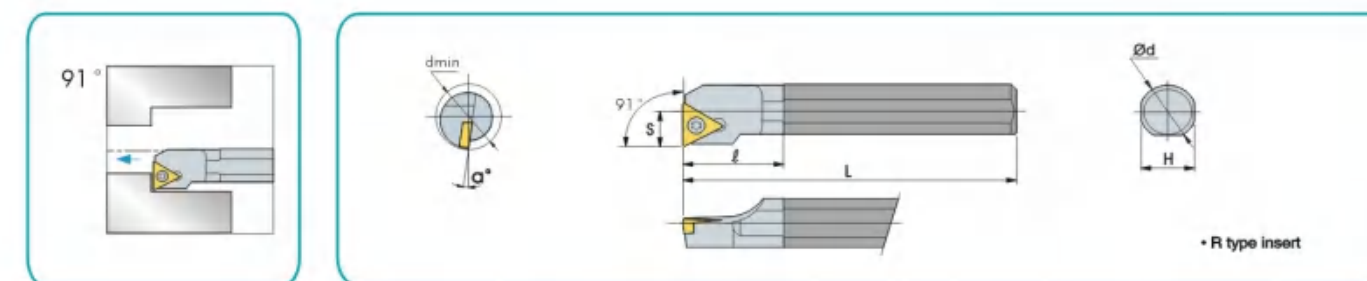
型号 Designation	库存 Stock		尺寸 Size							刀片 Inserts	螺钉 Screw	扳手 Wrench	
	R	L	d _{min}	φ _d	S	L	l	H	α°				
C10M-SDUCR/L07	●		φ15	10	8	125	25	9	2.7	10°	DC□□0702□□	M2.5X5	T-8
C12Q-SDUCR/L07	●		φ17	12	9	150	25	11	2.7	8°		M2.5X6	
C16R-SDUCR/L07	●		φ22	16	11	180	30	15	2.7	6°			
C16R-SDUCR/L11	●		φ19	16	11	180	34	15	2.7	8°	DC□□11T3□□	M3.5X9	T-15
C20S-SDUCR/L11	●		φ23	20	13	180	40	18	2.7	6°			
C25T-SDUCR/L11	●		φ29	25	17	200	42	23	4	5°			

STFPR/L



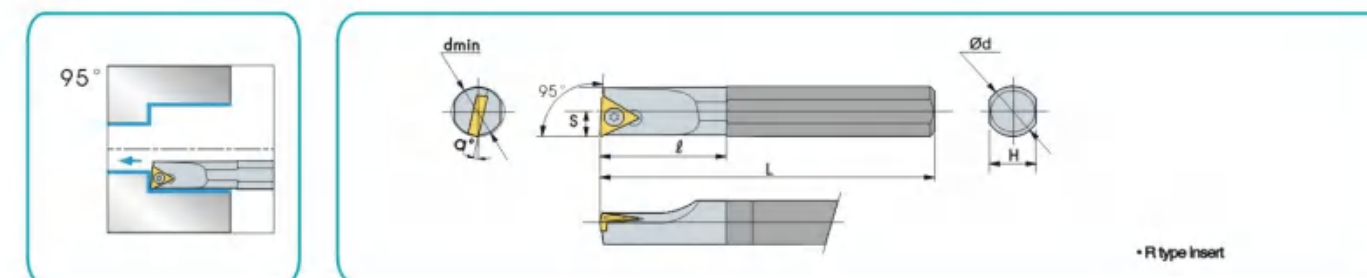
型号 Designation	库存 Stock		尺寸 Size							刀片 Inserts	螺钉 Screw	扳手 Wrench
	R	L	d _{min}	φ _d	S	L	l	H	α°			
C08K-STFPR/L09	●		φ9	8	5.5	125	20	7	15°	TP□□0902□□	M2.5X6	T6
C10M-STFPR/L09	●		φ11	10	6	125	24	9	13°			
C12Q-STFPR/L09	●		φ13	12	7	150	27	11	10°			
C10M-STFPR/L11	●		φ11	10	6	125	24	9	12°	TP□□1102□□	M3X6	T-8
C12Q-STFPR/L11	●		φ13	12	7	150	26	11	10°			
C16R-STFPR/L11	●		φ17	16	9	180	32	15	8°			
C20S-STFPR/L11	●		φ21	20	11	180	40	18	6°		M3X8	

STFCR/L



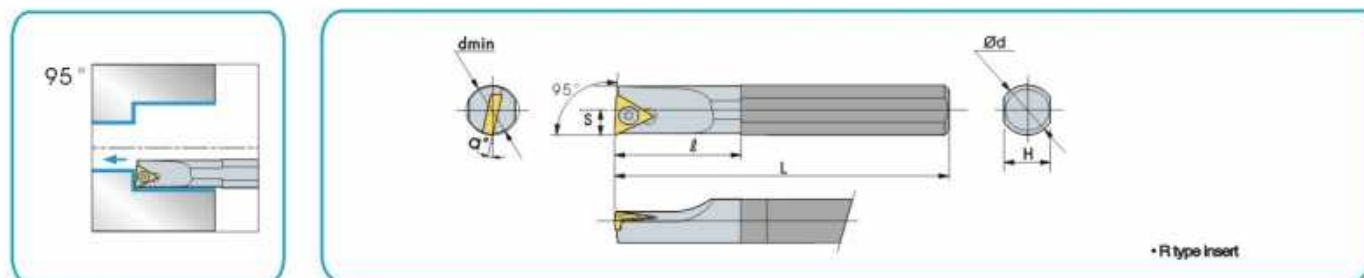
型号 Designation	库存 Stock		尺寸 Size							刀片 Inserts	螺钉 Screw	扳手 Wrench
	R	L	d _{min}	φ _d	S	L	l	H	α°			
C08K-STFCR/L09	●		φ9	8	5.5	125	20	7	15°	TC□□0902□□	M2.2X5	T6
C10M-STFCR/L09	●		φ11	10	6	125	24	9	13°			
C12Q-STFCR/L09	●		φ13	12	7	150	27	11	10°			
C10M-STFCR/L11	●		φ11	10	6	125	24	9	12°	TC□□1102□□	M2.5X6	T-8
C12Q-STFCR/L11	●		φ13	12	7	150	26	11	10°			
C16R-STFCR/L11	●		φ17	16	9	180	32	15	8°		M2.5X8	
C20S-STFCR/L11	●		φ21	20	11	180	40	18	6°	TC□□16T3□□	M3.5X9	T-15
C20S-STFCR/L16	●		φ22	20	11.5	180	42	18	8°			
C25T-STFCR/L16	●		φ26	25	14	200	42	23	6°			

STUPR/L



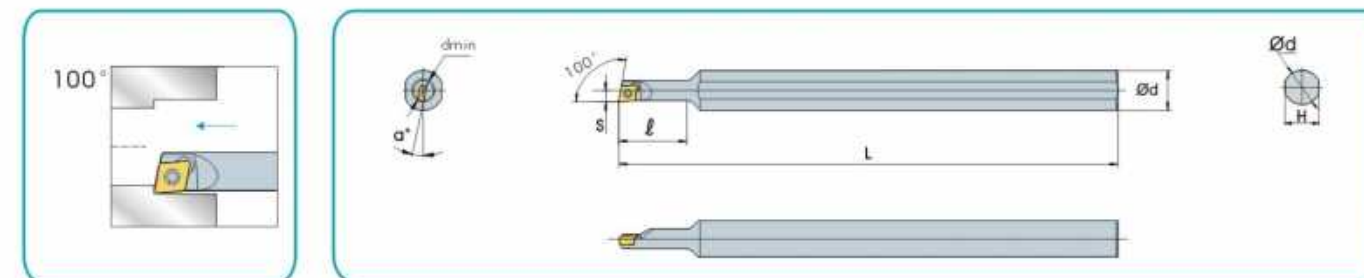
型号 Designation	库存 Stock		尺寸 Size							刀片 Inserts	螺钉 Screw	扳手 Wrench
	R	L	d _{min}	φ _d	S	L	l	H	α°			
C08K-STUPR/L09	●		φ9	8	5.5	125	20	7	15°	TP□□0902□□	M2.5X6	T6
C10M-STUPR/L09	●		φ11	10	6	125	24	9	13°			
C12Q-STUPR/L09	●		φ13	12	7	150	27	11	10°			
C10M-STUPR/L11	●		φ11	10	6	125	24	9	12°	TP□□1102□□	M3X6	T-8
C12Q-STUPR/L11	●		φ13	12	7	150	26	11	10°			
C16R-STUPR/L11	●		φ17	16	9	180	32	15	8°		M3X8	
C20S-STUPR/L11	●		φ21	20	11	180	40	18	6°			

STUCR/L



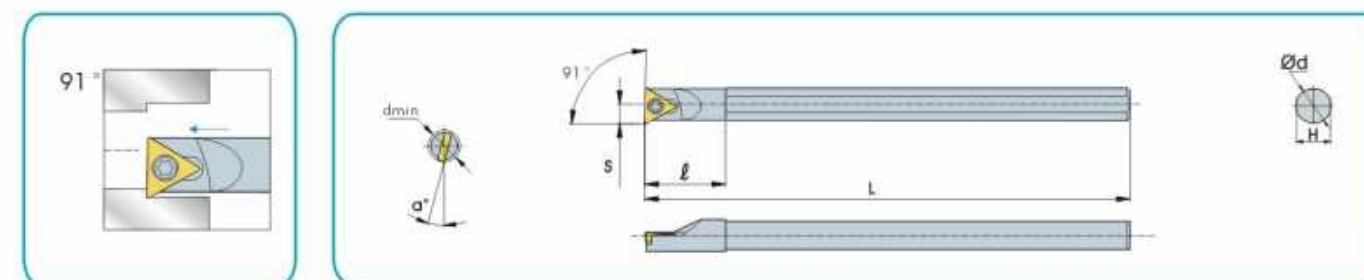
型号 Designation	库存 Stock		尺寸 Size						刀片 Inserts	螺钉 Screw	扳手 Wrench	
	R	L	dmin	Φd	S	L	l	H				α°
C08K-STUCR/L09	●		Φ9	8	5.5	125	20	7	15°	TC□□0902□□	M2.2X5	T6
C10M-STUCR/L09	●		Φ11	10	6	125	24	9	13°			
C12Q-STUCR/L09	●		Φ13	12	7	150	27	11	10°			
C10M-STUCR/L11	●		Φ11	10	6	125	24	9	12°	TC□□1102□□	M2.5X6	T-8
C12Q-STUCR/L11	●		Φ13	12	7	150	26	11	10°			
C16R-STUCR/L11	●		Φ17	16	9	180	32	15	8°			
C20S-STUCR/L11	●		Φ21	20	11	180	40	18	6°	TC□□16T3□□	M3.5X9	T-15
C20S-STUCR/L16	●		Φ22	20	11.5	180	42	18	8°			
C25T-STUCR/L16	●		Φ26	25	14	200	42	23	6°			

SEXP



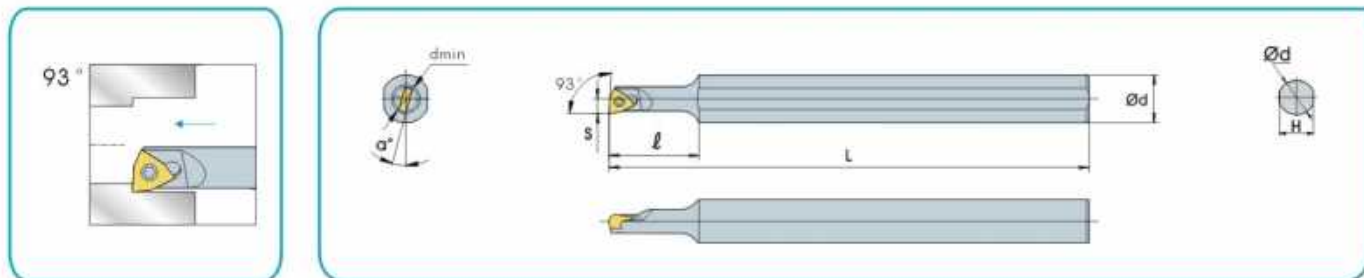
型号 Designation	库存 Stock		尺寸 Size						刀片 Inserts	螺钉 Screw	扳手 Wrench
	R	L	dmin	Φd	S	L	l	H			
S08H-SEXP045-A10	●		5.7	10	2.85	100	17	9	EPG040104	M2X4	T6
S08H-SEXP047-A12	●		7.1	12	3.55	100	20	11			

STFB



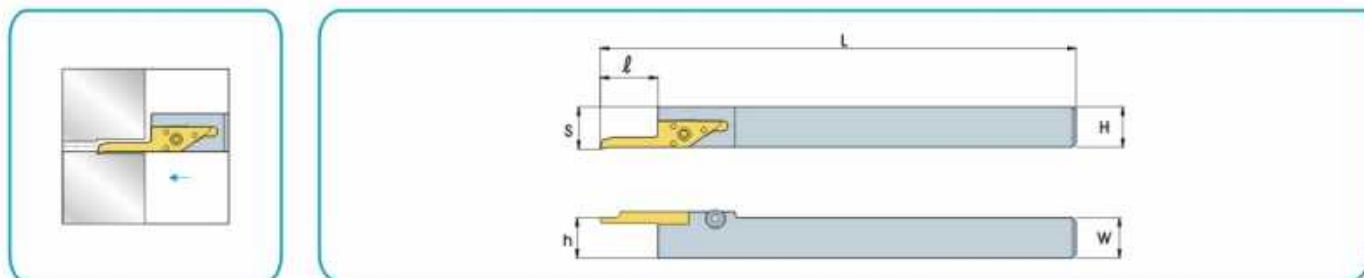
型号 Designation	库存 Stock		尺寸 Size						刀片 Inserts	螺钉 Screw	扳手 Wrench
	R	L	dmin	Φd	S	L	l	H			
S06G-STFB06-06			7	6	3.6	90	3.6	5.2	TBGT060102	M2X4	T6
S06J-STFB06-A08			7	8	3.6	110	3.6	7			
S06J-STFB06-A10	●		7	10	3.6	110	3.6	9			
S06J-STFB06-A12	●		7	12	3.6	110	3.6	10			

SWUB



型号 Designation	库存 Stock		尺寸 Size						刀片 Inserts	螺钉 Screw	扳手 Wrench
	R	L	dmin	Φd	S	L	ℓ	H			
S05H-SWUBR02-A10			6	10	3	19	100	9	WBG020102	M2X4	T6

SVNR

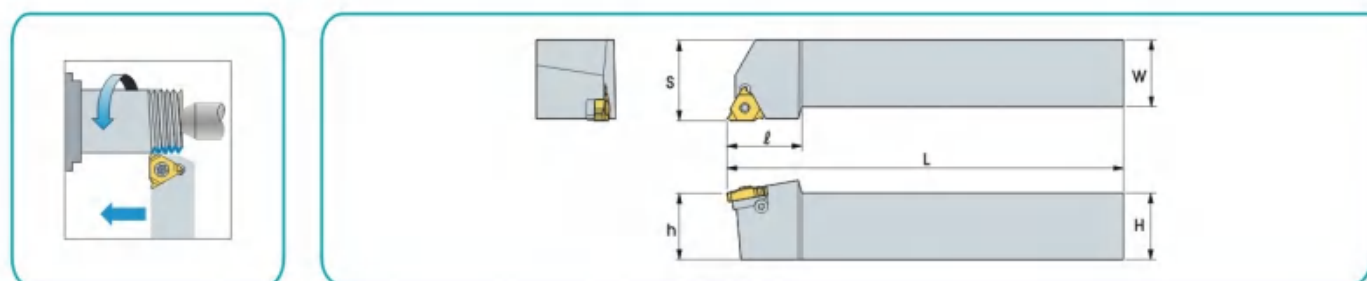


型号 Designation	库存 Stock		尺寸 Size						刀片 Inserts	螺钉 Screw	扳手 Wrench
	R	L	dmin	S	L	ℓ	H	W			
SVNR1212K-12N			4	12.6	142	17	12	12	VNBR0411-02	M3X8, M3X4NC	T8, L1.5

A 螺纹车刀系列
Threading holder

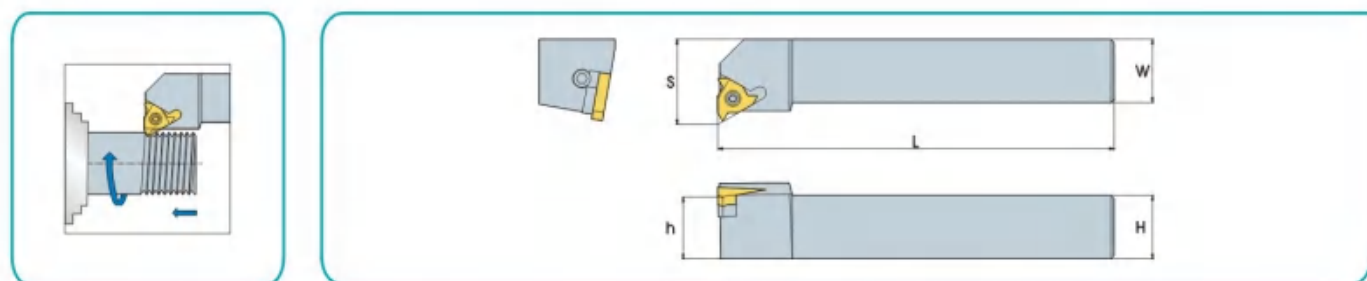


》》》 SER/L



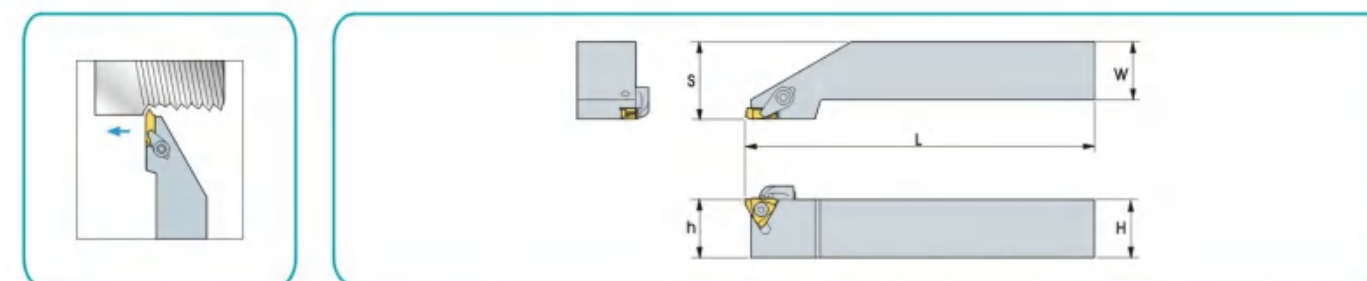
型号 Designation	库存 Stock		尺寸 Size						刀片 Inserts	刀片 Shim	螺钉 Screw	螺钉 Screw	扳手 Wrench
	R	L	H	W	L	S	h	t					
SER/L 1212F11	●	●	12	12	80	16	12	20.5	11ER/L□□□□	X	M2.5X8	X	T-8
1212F16	●	●	12	12	80	16	12	22			M3.5X9		T-15
1616H16	●	●	16	16	100	20	16	20.5	16ER/L□□□□	STM16	M3.5X12	M3X6N	T-15
2020K16	●	●	20	20	125	25	30						
2525M16	●	●	25	25	150	32	30						
3232P16	●	●	32	32	170	40	30						
2525M22	●	●	25	25	150	32	25	36	22ER/L□□□□	STM22R STM22L	M4X16	M4X6N	T-20
3232P22	●	●	32	32	170	40	32	36					
4040R22	●		40	40	200	50	40	36					
3232P27	●		32	32	170	40	32	40	27ER/L□□□□	STM27	M5X20	M4X6N	T-20
4040R27	●		40	40	200	50	40	40					

》》》 B-SER/L



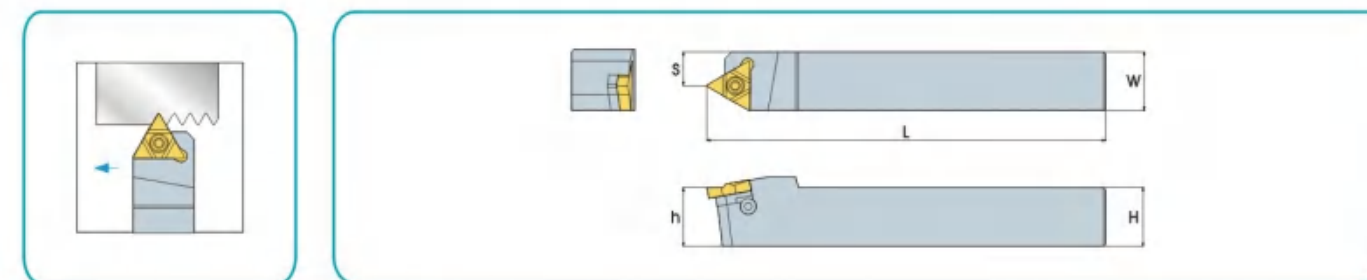
型号 Designation	库存 Stock		尺寸 Size						刀片 Inserts	刀片 Shim	螺钉 Screw	螺钉 Screw	扳手 Wrench
	R	L	H	W	L	S	h	t					
B-SER/L 1212H16	●	●	12	12	100	17.2	12	17.8	16ER/L□□□□	X	M3.5X9	X	T-15
1414H16	●	●	14	14	100	17.2	14	17.8					
1616H16	●	●	16	16	100	20	16	23		STM16	M3.5X12	M3X6N	T-15
2020K16	●	●	20	20	125	20	23						

》》》 SER/L-V



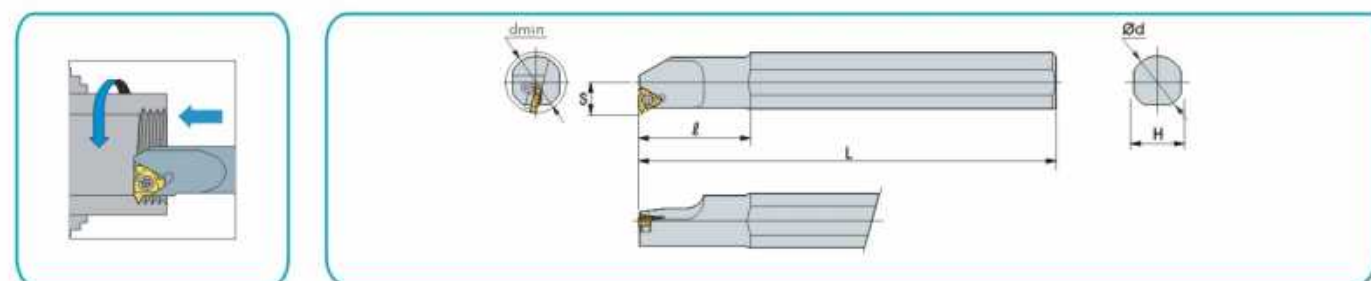
型号 Designation	库存 Stock		尺寸 Size				刀片 Inserts	压板 Clamp	双头螺钉 Screw	螺钉 Screw	扳手 Wrench
	R	L	H=(h)	H	L	S					
SER/L-V 1616H16			16	16	100	16	16ER/L□□□□	CS6R1	ML0622	M3.5X9	T15
2020K16			20	20	125	20					
2525M16			25	25	150	25					

》》》 SER-U

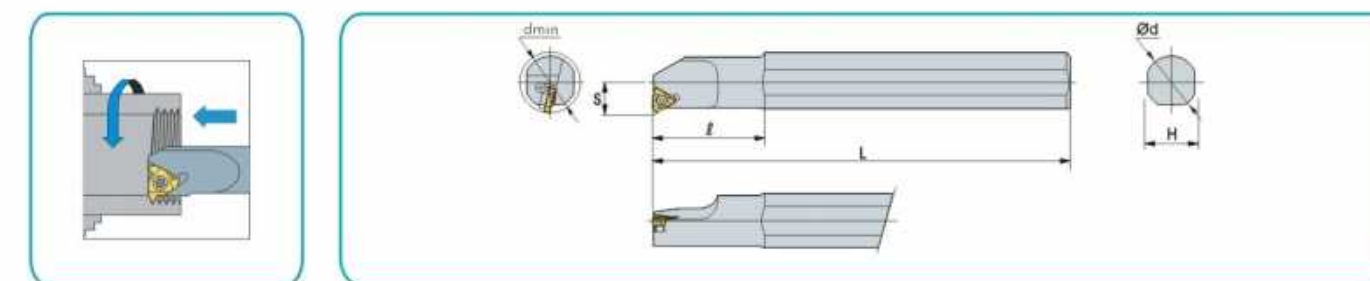


型号 Designation	库存 Stock		尺寸 Size				刀片 Inserts	刀片 Shim	螺钉 Screw	螺钉 Screw	扳手 Wrench
	R	L	H=(h)	H	L	S					
SER-U 2525M22			25	25	150	14	4UE□□□□	YE4U	M4X16	M4X6N	T20
3232P22			32	32	170	21.5					

SNR/L



SIR/L



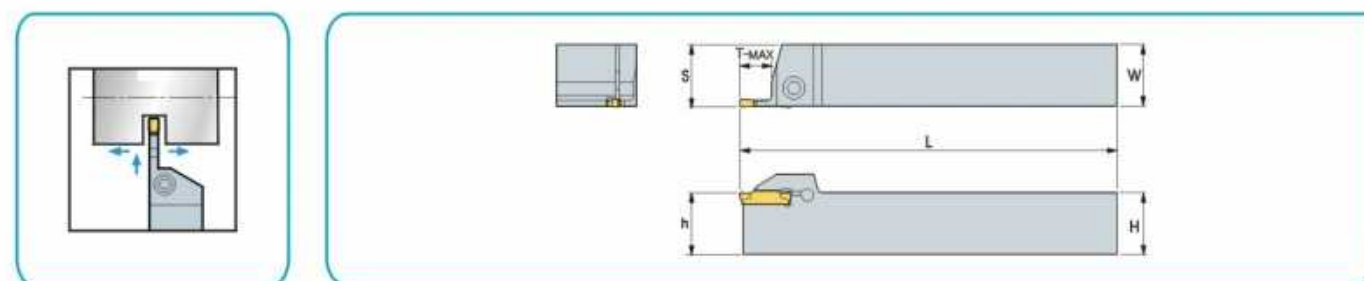
A 螺纹车刀系列
Threading tool series

A 螺纹车刀系列
Threading tool series

型号 Designation	库存 Stock		尺寸 Size						刀片 Inserts	刀垫 Shim	螺钉 Screw	螺母 Screw	扳手 Wrench
	R	L	d _{min}	φ _d	H	L	S	ℓ					
SNR/L 0008K08	●		9.9	08	7	125	5.5	20	08NR/L□□□□		M2.2X5		T-6
0010K11	●	●	13	10	9	125	7.3	25					
0010K11-A16	●		13	16	15	125	7.3	30					
0012K11	●	●	15	12	11	125	8.4	28	11NR/L□□□□	X	M2.5X8	X	T-8
0012K11-A16	●		15	16	15	125	8.4	36					
0013M16	●	●	17	16	15	150	10.3	32					
0016Q16	●	●	20	16	15	180	11.5	40		X	M3.5X9	X	T-15
0020Q16	●	●	24	20	18	180	13.4	40					
0025R16	●	●	29	25	23	200	16.3	45					
0032S16	●	●	36	32	30	250	19.6	50	16NR/L□□□□	STM16	M3.5 X12	M3X6N	T-15
0040T16	●		44	40	38	300	23.8	55					
0050U16	●		56	50	48	350	28.7	60					
0020Q-22		●	27	20	18	180	14.9	40		X	M4X12-S22	X	
0025R-22	●	●	32	25	23	200	18.1	45					
0032S-22	●	●	39	32	30	250	21.5	50	22NR/L□□□□	STM22R/L	M4 X16	M4X6N	T-20
0040T-22	●		47	40	38	300	25.8	55					
0050U-22			57	50	48	350	20.6	70					
0032S-27			40	32	30	250	22.4	60					
0040T-27			48	50	36	300	26.4	60	27NR/L□□□□	STM27	M5 X20	M4X6N	T-20
0050U-27			58	60	45	350	31.4	75					

型号 Designation	库存 Stock		尺寸 Size						刀片 Inserts	刀垫 Shim	螺钉 Screw	螺母 Screw	扳手 Wrench
	R	L	d _{min}	φ _d	H	L	S	ℓ					
SIR/L 0008K08	●		9.9	08	7	125	5.0	21					
008K08-A10	●		9.9	10	9	125	5.0	24	08IR/L□□□□	X	M2.2X5	X	T-6
008K08-A16			9.9	16	15	125	5.0	24					

》》 MGEHR/L

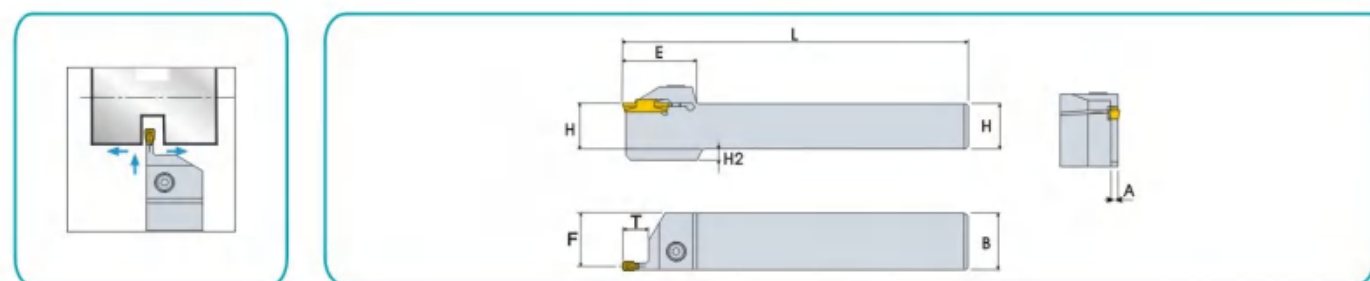


A 切槽车刀系列
Tool holder for grooving



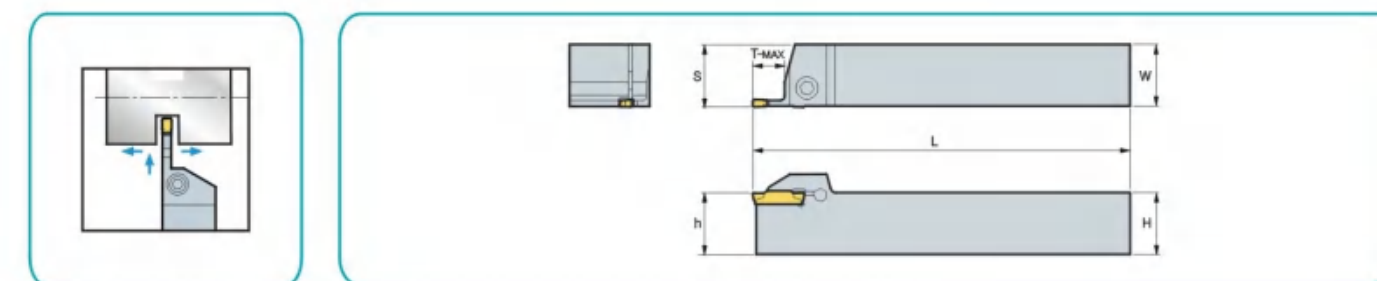
型号 Designation	库存 Stock		尺寸 Size					刀片 Inserts	螺钉 Screw	扳手 Wrench
	R	L	H=h	W	L	S	T-MAX			
MGEHR/L 1616-1.5	●	●	16	16	100	16.2	15	MGMN150-G	M5X12N	L4.0
2020-1.5	●	●	20	20	125	20.2	15	MGMN150-G	M5X12N	L4.0
1616-2	●	●	16	16	100	16.25	15	MGMN200-G	M5X16N	L4.0
2020-2	●	●	20	20	125	20.25	15	MGMN200-M	M5X16N	L4.0
2525-2	●	●	25	25	150	25.25	15	MGMN200-□□-□□	M5X16N	L4.0
1616-2.5	●	●	16	16	100	16.30	17	MGMN250-G	M5X16N	L4.0
2020-2.5	●	●	20	20	125	20.30	17	MGMN250-M	M5X16N	L4.0
2525-2.5	●	●	25	25	150	25.30	17	MGMN250-M	M5X16N	L4.0
1616-3	●	●	16	16	100	16.35	19	MGMN300-M/T	M6X20N	L5.0
2020-3	●	●	20	20	125	20.4	19	MGMN300-□□-M	M6X20N	L5.0
2020-3-T10	●	●	20	20	125	20.4	10	MRMN300-M	M6X20N	L5.0
2525-3	●	●	25	25	150	25.4	19	MGMR300-□□-□□	M6X20N	L5.0
2525-3-T10	●	●	25	25	150	25.4	10	MGMR300-□□-L/R	M6X20N	L5.0
3232-3	●	●	32	32	170	32.4	19	MGMR300-□□-L/R	M6X20N	L5.0
2020-4	●	●	20	20	125	20.4	19	MGMN400-M/T	M6X20N	L5.0
2020-4-T10	●	●	20	20	125	20.4	10	MGMN400-□□-M	M6X20N	L5.0
2525-4	●	●	25	25	150	25.4	19	MRMN400-M	M6X20N	L5.0
2525-4-T10	●	●	25	25	150	25.4	10	MGMR400-□□-□□	M6X20N	L5.0
3232-4	●	●	32	32	170	32.4	19	MGMR400-□□-L/R	M6X20N	L5.0
2525-5	●	●	25	25	150	25.5	24	MGMN500-M/T	M6X20N	L5.0
2525-5-T15			25	25	150	25.5	15	MGMN500-□□-M	M6X20N	L5.0
3232-5			32	32	170	32.5	24	MRMN500-M	M6X20N	L5.0
2020-6			20	20	125	20.6	24	MGMR500-□□-□□	M6X20N	L5.0
2020-6-T15			20	20	125	20.6	15	MGMR500-□□-L/R	M6X20N	L5.0
2525-6			25	25	150	25.6	24	MGMN600-M/T	M6X20N	L5.0
2525-6-T15			25	25	150	25.6	15	MGMN600-□□-M	M6X20N	L5.0
3232-6			32	32	170	32.6	24	MRMN600-M	M6X20N	L5.0

切槽车刀系列 TTER/L



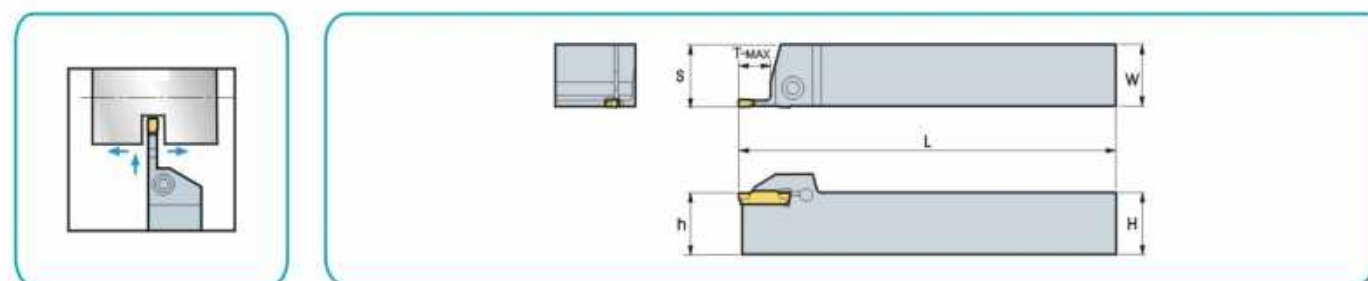
型号 Designation	库存 Stock		尺寸 Size								刀片 Inserts	螺钉 Screw	扳手 Wrench							
	R	L	H	B	L	F	E	A	H2	Tmax										
TTER/L 1616-2T08			16	16	110	15.1	33	1.8	4	8.0	TD□□ 2	M5X16N	L-W4							
TTER/L 2020-2T08			20	20	125	19.1														
TTER/L 2525-2T08			25	25	150	24.1														
TTER/L 1616-2			16	16	110	15.1														
TTER/L 2020-2			20	20	125	19.1														
TTER/L 2525-2			25	25	150	24.1														
TTER/L 1616-2T17			16	16	110	15.1	37	4	17.0											
TTER/L 2020-2T17			20	20	125	19.1														
TTER/L 2525-2T17			25	25	150	24.1														
TTER/L 1616-3T09			16	16	110	14.8	32	2.4	4	9.0				TD□□ 3	M5X16N	L-W4				
TTER/L 2020-3T09			20	20	125	18.8														
TTER/L 2525-3T09			25	25	150	23.8														
TTER/L 1616-3			16	16	110	14.8														
TTER/L 2020-3			20	20	125	18.8														
TTER/L 2525-3			25	25	150	23.8														
TTER/L 1616-3T20			16	16	110	14.8					38.5		20.0							
TTER/L 2020-3T20			20	20	125	18.8														
TTER/L 2525-3T20			25	25	150	23.8														
TTER/L 2525-3T25			25	25	150	23.8					44.5		25.0							
TTER/L 1616-4T10			16	16	110	14.8					32	3.0	4				10.0	TD□□ 4	M6X16N	L-W5
TTER/L 2020-4T10			20	20	125	18.8														
TTER/L 2525-4T10			25	25	150	23.8														
TTER/L 1616-4			16	16	110	14.8														
TTER/L 2020-4			20	20	125	18.8														
TTER/L 2525-4			25	25	150	23.8														
TTER/L 1616-4T25			16	16	110	14.8	45		25.0											
TTER/L 2020-4T25			20	20	125	18.8														
TTER/L 2525-4T25			25	25	150	23.8														
TTER/L 2020-5T12			20	20	125	18.1	37	4.0		12.0				TD□□ 5	M6X16N	L-W5				
TTER/L 2525-5T12			25	25	150	23.8														
TTER/L 2020-5			20	20	125	18.1														
TTER/L 2525-5			25	25	150	23.8														
TTER/L 2525-5T32			25	25	150	23.8					56		32.0							

切槽车刀系列 MQE



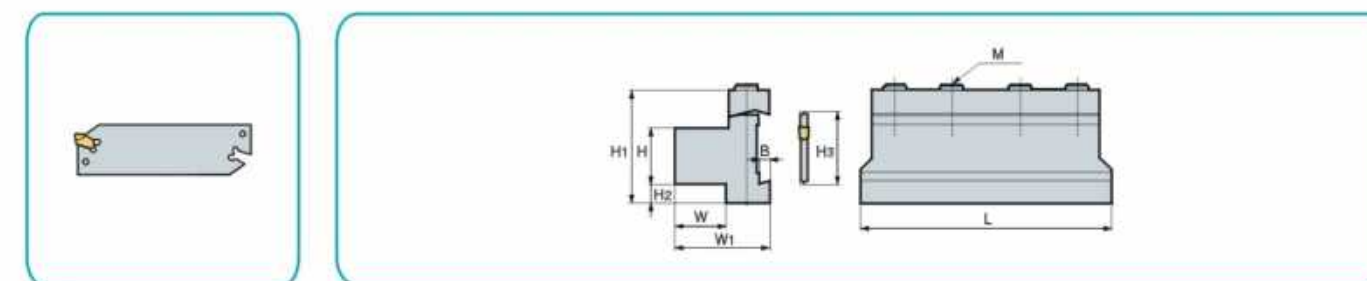
型号 Designation	库存 Stock		尺寸 Size					刀片 Inserts	螺钉 Screw	扳手 Wrench
	R	L	Φd	H	L	S	ℓ			
MQEDR/L1616-2.5-10T			16X16	125	16.2	16	10	Z□ED025□□	M5X20N	L4
1616-2.5			16X16	125	16.2	16	17			
2020-2.5-10T			20X20	125	20.2	20	10			
2020-2.5			20X20	125	20.2	20	17			
2525-2.5-10T			25X25	150	25.2	25	10			
2525-2.5			25X25	150	25.2	25	17			
1616-3-T10			16X16	125	16.3	16	10	Z□ED03□□	M5X20N	L4
1616-3			16X16	125	16.3	16	17			
2020R/L10			20X20	125	20.3	20	10	Z□ED03□□	M6X20N	L5
2020-3			20X20	125	20.3	20	17			
2525-3-T10			25X25	150	25.3	25	10			
2525-3			25X25	150	25.3	25	17			
2020-4-T13			20X20	140	20.5	20	13	Z□ED04□□	M6X20N	L5
2020-4			20X20	140	20.5	20	22			
2525-4-T13			25X25	150	25.5	25	13			
2525-4			25X25	150	25.5	25	22			
3232-4-T13			32X32	170	32.5	32	13			

CGWSR/L



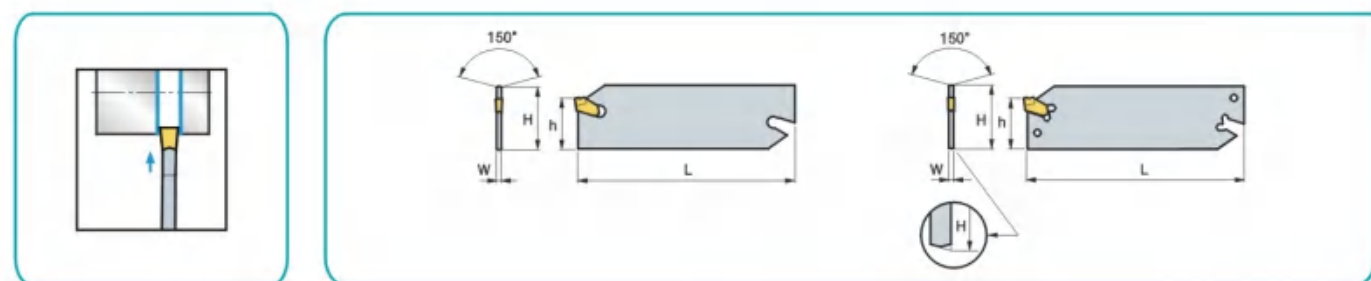
型号 Designation	库存 Stock		尺寸 Size						刀片 Inserts	螺钉 Screw	扳手 Wrench
	R	L	h	W	H	L	S	T			
CGWSR/L 1616-W2-L			16	16	16	100	16.2	16.5	WGE20 WGE20R/L	M5X20N	L4.0
2020-W2-L			20	20	20	125	20.2	16.5			
2525-W2-L			25	25	25	150	25.2	16.5			
1616-W3			16	16	16	100	16.4	13.5	WGE30 WGE30R/L WGT30 WGR30	M6X20N	L5.0
2020-W3			20	20	20	125	20.4	13.5			
2525-W3			25	25	25	150	25.4	13.5			
1616-W3-L			16	16	16	100	16.4	20.5	WGE30 WGE30R/L WGT30 WGR30	M6X20N	L5.0
2020-W3-L			20	20	20	125	20.4	20.5			
2525-W3-L			25	25	25	150	25.4	20.5			
2020-W4			20	20	20	125	20.4	14.5	WGE40,WGE40R/L WGT40,WGR40	M6X20N	L5.0
2525-W4			25	25	25	150	25.4	14.5			
2020-W4-L			20	20	20	125	20.4	25.5	WGE40,WGE40R/L WGT40,WGR40	M6X20N	L5.0
2525-W4-L			25	25	25	150	25.4	25.5			
2020-W5			20	20	20	125	20.4	14.5	WGE50,WGE50R/L WGT50,WGR50	M6X20N	L5.0
2525-W5			25	25	25	150	25.4	14.5			
2020-W5-L			20	20	20	125	20.4	25.5	WGE50,WGE50R/L WGT50,WGR50	M6X20N	L5.0
2525-W5-L			25	25	25	150	25.4	25.5			

SMBB



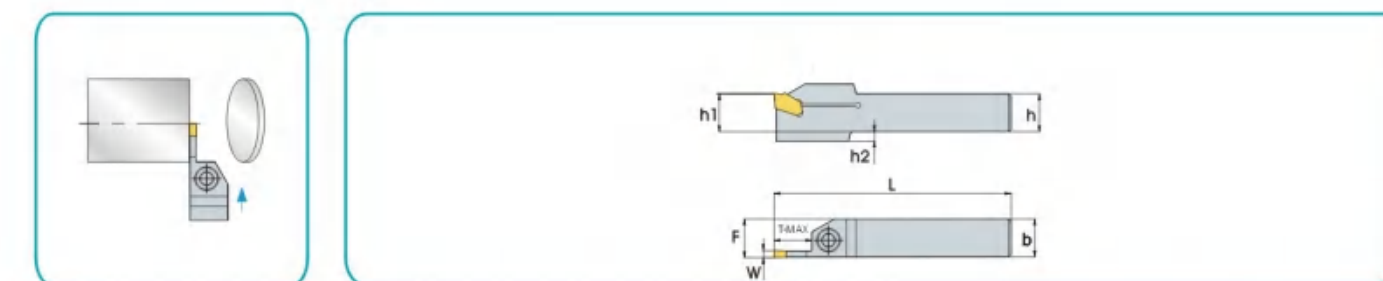
型号 Designation	库存 Stock		尺寸 Size									刀片 Inserts	扳手 Wrench
	R	L	H	W	H3	L	H1	H2	W1	B	M		
SMBB 1626	●		16	12	26	86	43	13	30	5.3	3-M6	SPB□□□(S)	L5.0
2026	●		20	19	26	86	43	9	38	5.3	3-M6		
2032	●		20	19	32	100	50	13	38	5.3	4-M6		
2526	●		25	23	26	86	43	4	42	5.3	3-M6		
2532	●		25	23	32	110	50	8	42	5.3	4-M6		
3232	●		32	30	32	110	54	5	48	5.3	4-M6		

SPB



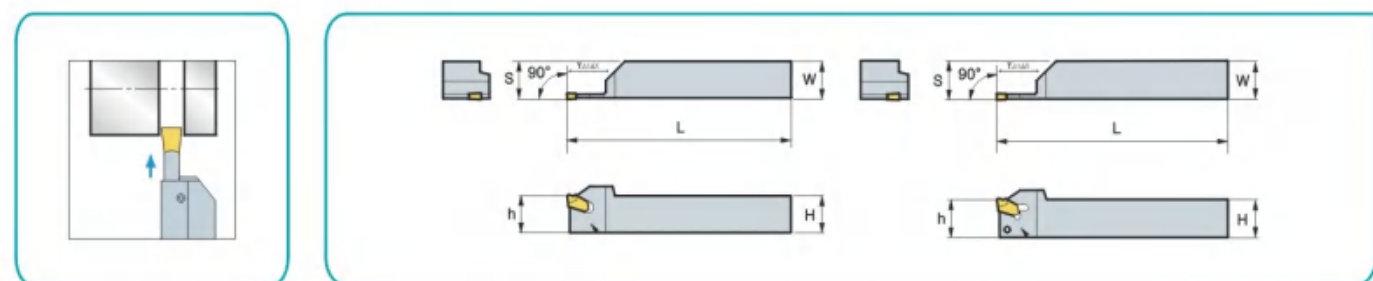
型号 Designation	库存 Stock		尺寸 Size				刀片 Inserts	扳手 Wrench
	R	L	H	W	L	H		
SPB 226			26	1.6	110	21	SP200, 200R/L	SW80-S
326			26	2.4	110	21	SP300, 300R/L	
426			26	3.2	110	21	SP400, 400R/L	
526			26	4.0	110	21	SP500, 500R/L	
626			26	5.2	110	21	SP600, 600R/L	
232			32	1.6	150	25	SP200, 200R/L	
332			32	2.4	150	25	SP300, 300R/L	
432			32	3.2	150	25	SP400, 400R/L	
532			32	4.0	150	25	SP500, 500R/L	
632			32	5.2	150	25	SP600, 600R/L	
SPB 226-S	●		26	1.6	110	21	SP200, 200R/L	
326-S	●		26	2.4	110	21	SP300, 300R/L	
426-S	●		26	3.2	110	21	SP400, 400R/L	
526-S	●		26	4.0	110	21	SP500, 500R/L	
626-S	●		26	5.2	110	21	SP600, 600R/L	
232-S	●		32	1.6	150	25	SP200, 200R/L	
332-S	●		32	2.4	150	25	SP300, 300R/L	
432-S	●		32	3.2	150	25	SP400, 400R/L	
532-S			32	4.0	150	25	SP500, 500R/L	
632-S			32	5.2	150	25	SP600, 600R/L	

ZQ, QZQ



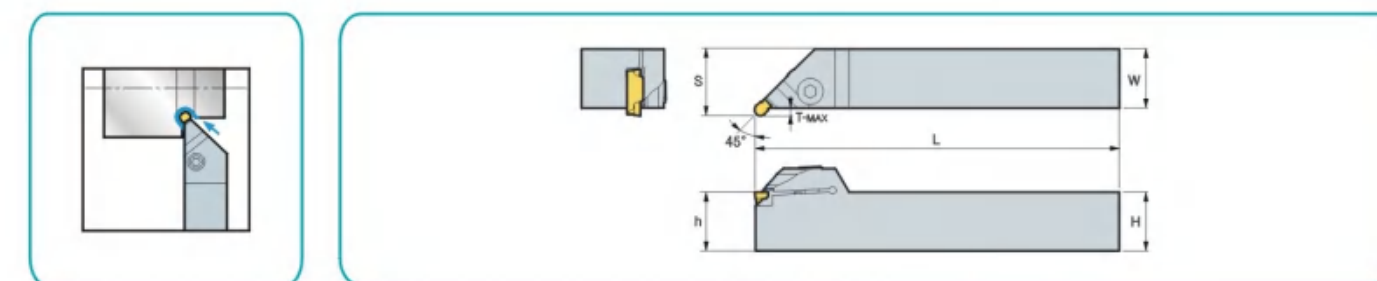
型号 Designation	库存 Stock		尺寸 Size					刀片 Inserts	螺钉 Screw	扳手 Wrench
	R	L	h=b	H1	L	F	T-MAX			
ZQ 1616R/L-02	●	●	16	16	100	16.3	16	SP200, 200R/L	M4X16N	L3.0
2020R/L-02	●	●	20	20	125	20.3	16			
1616R/L-03	●	●	16	16	100	16.3	16	SP300, 300R/L	M5X20N	L4.0
2020R/L-03	●	●	20	20	125	20.3	20			
2020R/L03-25	●		20	20	125	25.3	25			
2525R/L-03	●		25	25	150	20.3	20			
2525R/L03-25	●		25	25	150	25.3	25			
3232R/L-03	●		32	32	170	32.3	20			
1616R/L-04	●	●	16	16	100	16.3	16	SP400, 400R/L	M5X20N	L4.0
2020R/L-04	●	●	20	20	125	20.3	20			
2020R/L04-25	●	●	20	20	125	25.3	25			
2525R/L-04	●	●	25	25	150	25.3	20			
2525R/L04-25	●		25	25	150	32.3	25			
3232R/L-04	●		32	32	170	32.3	20			
QZQ 1616R/L-02			16	16	100	16.3	16	SP200, 200R/L	M4X16N	L3.0
2020R/L-02			20	20	125	20.3	16			
1616R/L-03			16	16	100	16.3	16	SP300, 300R/L	M5X20N	L4.0
2020R/L-03			20	20	125	20.3	20			
2020R/L03-25			20	20	125	25.3	25			
2525R/L-03			25	25	150	20.3	20			
2525R/L03-25			25	25	150	25.3	25			
3232R/L-03			32	32	170	32.3	20			
1616R/L-04			16	16	100	16.3	16	SP400, 400R/L	M5X20N	L4.0
2020R/L-04			20	20	125	20.3	20			
2020R/L04-25			20	20	125	25.3	25			
2525R/L-04			25	25	150	25.3	20			
2525R/L04-25			25	25	150	32.3	25			
3232R/L-04			32	32	170	32.3	20			

SPH



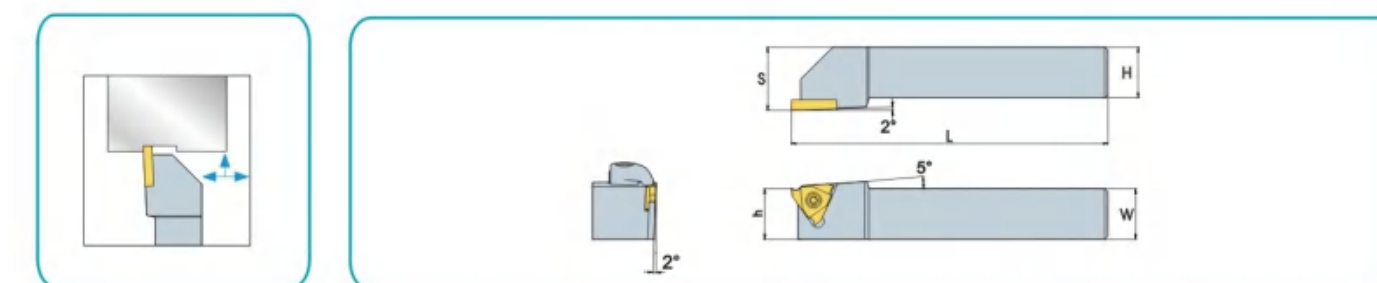
型号 Designation	库存 Stock		尺寸 Size					刀片 Inserts	扳手 Wrench
	R	L	H=h	W	L	S	T-MAX		
SPH 316R/L			16	16	100	16.3	16	SP300, 300R/L SP300, 300R/L SP400, 400R/L SP500, 500R/L SP300, 300R/L SP400, 400R/L SP500, 500R/L	SW80-S
320R/L			20	20	120	20.3	20		
420R/L			20	20	120	20.4	25		
520R/L			20	20	120	20.5	30		
325R/L			25	25	150	25.3	25		
425R/L			25	25	150	25.4	30		
525R/L			25	25	150	25.5	35		
SPH 316R/L-S			16	16	100	16.3	16		
320R/L-S			20	20	120	20.3	20		
420R/L-S			20	20	120	20.4	25		
520R/L-S			20	20	120	20.5	30		
325R/L-S			25	25	150	25.3	25		
425R/L-S			25	25	150	25.4	30		
525R/L-S			25	25	150	25.5	35		

MGEUR/L



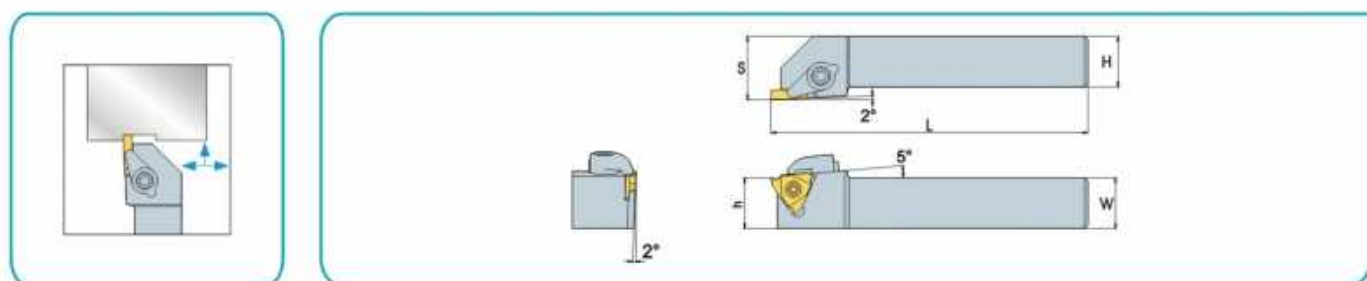
型号 Designation	库存 Stock		尺寸 Size					刀片 Inserts	螺钉 Screw	扳手 Wrench
	R	L	H=h	W	L	S	T-MAX			
MGEUR/L 2020-3	●		20	20	125	23	3	MRMN300-M	M6X20N	L5.0
2525-3	●		25	25	150	28	3			
3232-3			32	32	170	35	3			
2020-4	●		20	20	125	23	3	MRMN400-M		
2525-4	●		25	25	150	28	3			
3232-4			32	32	170	35	3			

JSTGR/L



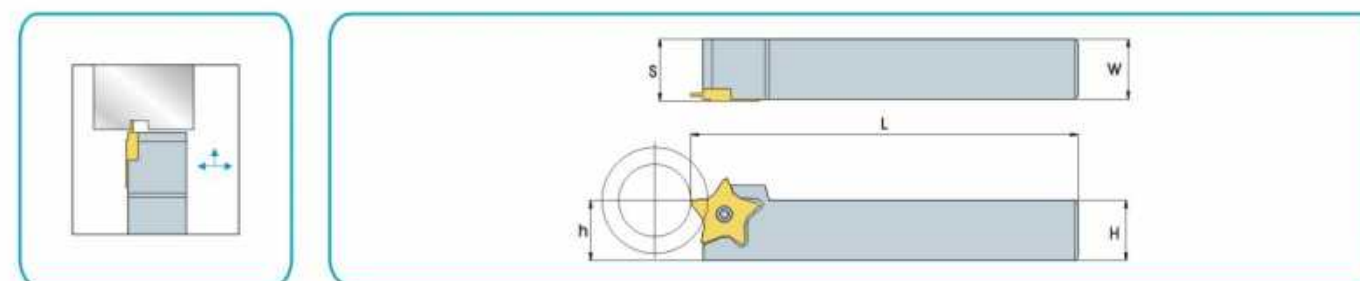
型号 Designation	库存 Stock		尺寸 Size					刀片 Inserts	螺钉 Screw	扳手 Wrench
	R	L	W	H	S	L	h			
JSTGR/L1212-H16C	●	●	12	12	16	100	12	JTGR/L3□□□ TGF32R/L	M3.5X9	T15
1616-H16C	●	●	16	16	20	100	16			
2020-K16C	●	●	20	20	25	125	20			
2525-M16C	●	●	25	25	32	150	25	JTGR/L4□□□ TGF43R/L		
2020-K22C	●	●	20	20	25	125	20			
2525-M22C			25	25	32	150	25			

SGBA/L, SWTR/L



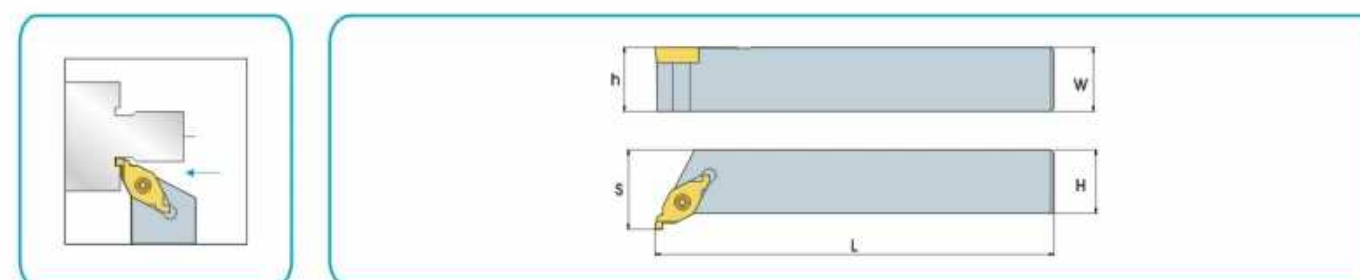
型号 Designation	库存 Stock		尺寸 Size					刀片 Inserts	压板 Clamp	双头螺钉 Screw	螺钉 Screw	扳手 Wrench
	R	L	W	H	S	L	h					
SGBAR/L1616-H16C	●		16	16	20	100	16	GBA32R/L	CS6R1	MI0622	M3.5X9	T15,L3
2020-K16C	●		20	20	25	125	20					
2525-M16C	●		25	25	32	150	25					
2020-K22C	●		20	20	25	125	20	GBA43R/L	CS6R1	MI0622	M5X12	T20,L3
2525-M22C	●		25	25	32	150	25					
型号 Designation	库存 Stock		尺寸 Size					刀片 Inserts	压板 Clamp	双头螺钉 Screw	螺钉 Screw	扳手 Wrench
R	L	W	H	S	L	h						
SWTR/L1616-H16C	●		16	16	20	100	16	JTGR/L3	CS6R1	MI0622	M3.5X9	T15,L3
2020-K16C	●		20	20	25	125	20					
2525-M16C	●		25	25	32	150	25					
2020-K22C	●		20	20	25	125	20	WL325R/L	CS6R1	MI0622	M5X12	T20,L3
2525-M22C	●		25	25	32	150	25					

PCHR/L



型号 Designation	库存 Stock		尺寸 Size					刀片 Inserts	螺钉 Screw	扳手 Wrench
	R	L	W	H	S	L	h			
PCHR/L16-24			16	16	16.6	100	16	PENTA 24N239J015	M5X1 2P	T20
20			20	20	20.6	125	20			
25			25	25	25.5	150	25			

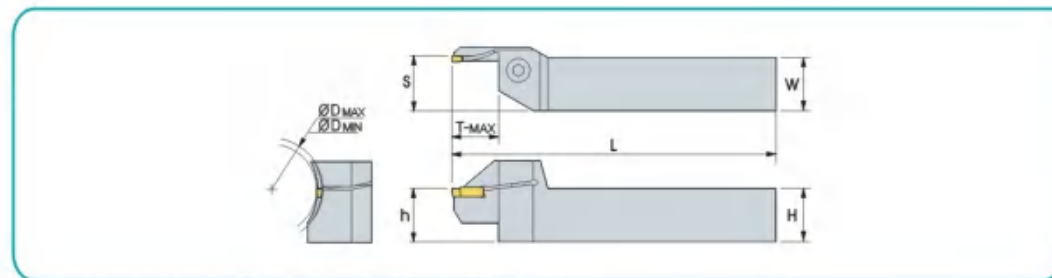
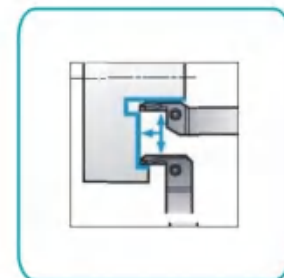
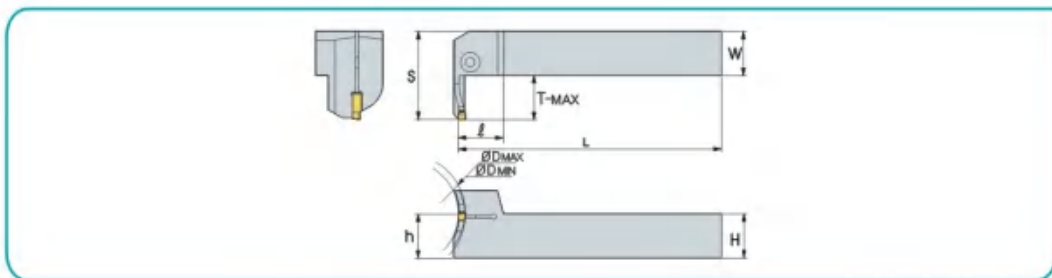
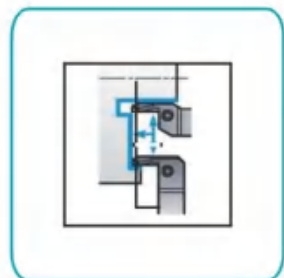
SFVCR



型号 Designation	库存 Stock		尺寸 Size					刀片 Inserts	螺钉 Screw	扳手 Wrench
	R	L	W	H	S	L	h			
SFVCR2020K16	●	●	20	20	25	125	20	VC1604□□□	M3.5X9	T15
2525M16	●	●	25	25	32	150	25			

FGVH

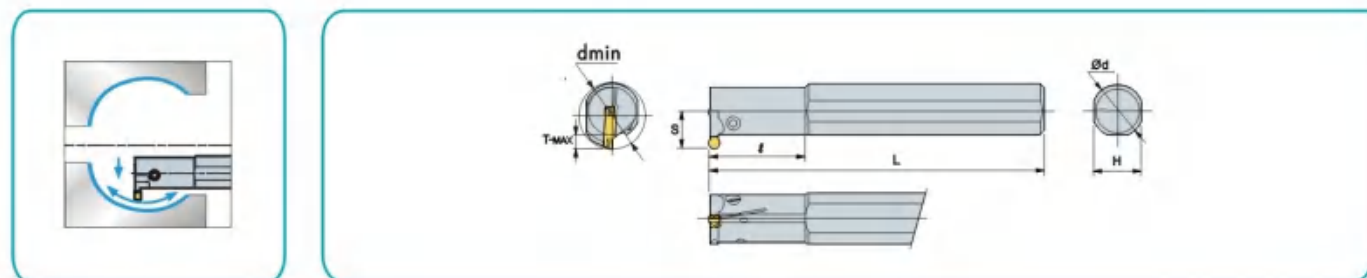
FGHH



型号 Designation	库存 Stock		尺寸 Size							刀片 Inserts	螺钉 Screw	扳手 Wrench
	R	L	H=h	W	L	ℓ	T-MAX	ØD_{MIN}	ØD_{MAX}			
FGVH 320R-25/30			20	20	125	20.6	13	25	30	FMM300R-03	M6X20N	L5.0
30/35			20	20	125	20.6	12	30	35			
35/48			20	20	125	20.6	12	35	48			
48/60			20	20	125	20.6	22	48	60	FGD300R-03 FGM300R-03		
60/75			20	20	125	20.6	22	60	75			
75/100			20	20	125	20.6	22	75	100			
100/140			20	20	125	20.6	22	100	140			
325R-25/30			25	25	150	25.6	13	25	30	FMM300R-03		
30/35			25	25	150	25.6	13	30	35			
35/48			25	25	150	25.6	13	35	48			
48/60			25	25	150	25.6	22	48	60	FGD300R-03 FGM300R-03		
60/75			25	25	150	25.6	22	60	75			
75/100			25	25	150	25.6	22	75	100			
100/140			25	25	150	25.6	22	100	140			
420R-25/30			20	20	125	20.6	13	25	30	FMM400R-04		
30/35			20	20	125	20.6	13	30	35			
35/48			20	20	125	20.6	13	35	48			
48/60			20	20	125	20.6	22	48	60	FGD400R-04 FGM400R-04		
60/75			20	20	125	20.6	22	60	75			
75/100			20	20	125	20.6	22	75	100			
100/140			20	20	125	20.6	252	100	140			
425R-25/30			25	25	150	25.6	13	25	30	FMM400R-04		
30/35			25	25	150	25.6	13	30	35			
35/48			25	25	150	25.6	13	35	48			
48/60			25	25	150	25.6	22	48	60	FGD400R-04 FGM400R-04		
60/75			25	25	150	25.6	22	60	75			
75/100			25	25	150	25.6	22	75	100			
100/140			25	25	150	25.6	22	100	140			

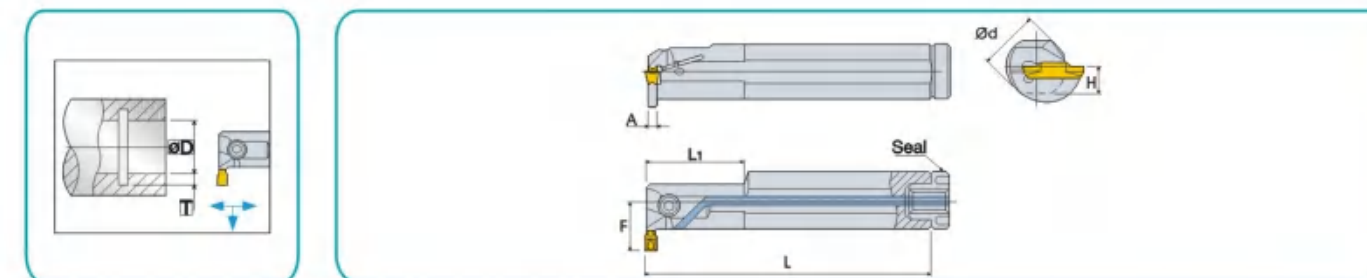
型号 Designation	库存 Stock		尺寸 Size							刀片 Inserts	螺钉 Screw	扳手 Wrench
	R	L	H=h	W	L	S	T-MAX	ØD_{MIN}	ØD_{MAX}			
FGHH 320R-25/30	●		20	20	125	20.6	13	25	30	FMM300R-03	M6X20N	L5.0
30/35	●		20	20	125	20.6	13	30	35			
35/48	●		20	20	125	20.6	13	35	48			
48/60	●		20	20	125	20.6	22	48	60	FGD300R-03 FGM300R-03		
60/75	●		20	20	125	20.6	22	60	75			
75/100	●		20	20	125	20.6	22	75	100			
100/140	●		20	20	125	20.6	22	100	140			
325R-25/30	●		25	25	150	25.6	13	25	30	FMM300R-03		
30/35	●		25	25	150	25.6	13	30	35			
35/48	●		25	25	150	25.6	13	35	48			
48/60	●		25	25	150	25.6	22	48	60	FGD300R-03 FGM300R-03		
60/75	●		25	25	150	25.6	22	60	75			
75/100	●		25	25	150	25.6	22	75	100			
100/140	●		25	25	150	25.6	22	100	140			
420R-25/30	●		20	20	125	20.6	13	25	30	FMM400R-04		
30/35	●		20	20	125	20.6	13	30	35			
35/48	●		20	20	125	20.6	13	35	48			
48/60	●		20	20	125	20.6	22	48	60	FGD400R-04 FGM400R-04		
60/75	●		20	20	125	20.6	22	60	75			
75/100	●		20	20	125	20.6	22	75	100			
100/140	●		20	20	125	20.6	22	100	140			
425R-25/30	●		25	25	150	25.6	13	25	30	FMM400R-04		
30/35	●		25	25	150	25.6	13	30	35			
35/48	●		25	25	150	25.6	13	35	48			
48/60	●		25	25	150	25.6	22	48	60	FGD400R-04 FGM400R-04		
60/75	●		25	25	150	25.6	22	60	75			
75/100	●		25	25	150	25.6	22	75	100			
100/140	●		25	25	150	25.6	22	100	140			

MGIVR/L



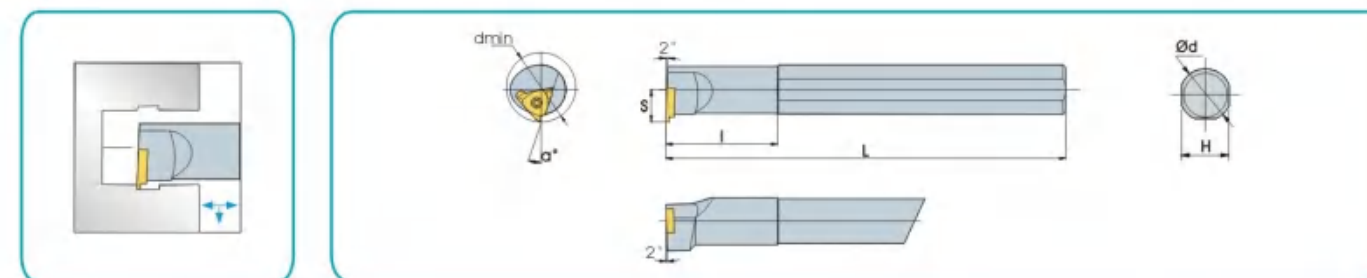
型号 Designation	库存 Stock		尺寸 Size							刀片 Inserts	螺钉 Screw	扳手 Wrench
	R	L	dmin	Φd	L	l	T-MAX	H	S			
MGIVR/L 2016-1.5	●	●	20	16	180	35	4	15	11.3	MGMN150-G	M4X10N	L3.0
2520-1.5	●	●	25	20	180	45	4	18	13.1		M4X12N	L3.0
2925-1.5	●	●	29	25	200	45	4	23	16.2			
2016-2	●	●	20	16	180	35	5	15	12.4	MGMN200-G MGMN200-M MRMN200-M	M4X10N	L3.0
2520-2	●	●	25	20	180	45	5	18	14.0		M4X12N	L3.0
2925-2	●	●	29	25	200	45	5	23	17.2			
2016-2.5	●	●	20	16	180	35	6	15	12.5	MGMN250-G MGMN250-M	M4X10N	L3.0
2520-2.5	●	●	25	20	180	45	6	18	15.1		M4X12N	L3.0
2925-2.5	●	●	29	25	200	45	6	23	18.2			
2520-3	●	●	25	20	180	45	6	18	15.6	MGMN300-M/G/T MGGN300-□□-M MRMN300-M MRMN300-□□-L/R	M5X12N	L4.0
3125-3	●	●	31	25	200	45	6	23	18.9			
3732-3	●	●	37	32	250	65	6	30	21.5			
2520-4	●	●	25	20	180	45	6	18	15.6			
3125-4	●	●	31	25	200	45	6	23	18.9			
3732-4	●	●	37	32	250	65	6	30	21.5	MGMN400-M/G/T MGGN400-□□-M MRMN400-M MRMN400-□□-L/R		
3125-5	●	●	31	25	220	45	8	23	19.4			
3732-5	●	●	37	32	250	65	8	30	21.5		MGMN500□□	

TTIR



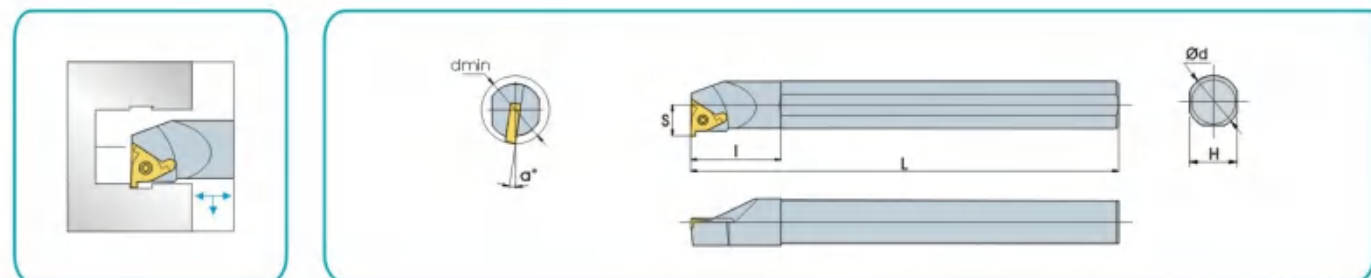
型号 Designation	库存 Stock		尺寸 Size							刀片 Inserts	螺钉 Screw	扳手 Wrench	
	R	L	Φd	L	L1	F	H	A	Tmax				Dmin
TTIR/L16-2C	●	●	16	180	-	16.5	7.5	1.8	8.5	25	TD□□ 2	M5X10N	L4.0
TTIR/L20-2C	●	●	20	180	40	15.8	9.0	1.6	6.0	25		M5X12N	
TTIR/L25-2C	●	●	25	200	40	17.5	11.5	1.6	5.0	25		M5X16N	
TTIR/L20-3C	●	●	20	180	40	15.8	9.0	2.1	6.0	25	TD□□ 3	M5X12N	L4.0
TTIR/L25-3C	●	●	25	200	40	17.5	11.5	2.1	5.1	25		M5X16N	
TTIR/L32-3C	●	●	32	250	60	19.8	14.0	2.1	4.7	31		M5X16N	
TTIR/L20-4C	●	●	20	180	40	15.8	9.0	2.9	6.0	25	TD□□ 4	M5X12N	L4.0
TTIR/L25-4C	●	●	25	200	40	17.5	11.5	2.9	5.2	25		M5X16N	
TTIR/L32-4C	●	●	32	250	60	20.8	14.0	2.9	4.7	31		M5X16N	
TTIR/L25-5C	●	●	25	200	40	17.3	11.5	3.9	5.2	31	TD□□ 5	M6X16N	L5.0
TTIR/L32-5C	●	●	32	250	60	20.8	14.0	3.9	4.7	31		M6X16N	
TTIR/L32-6C	●	●	32	250	60	50.8	14.0	4.9	4.7	31		M6X16N	
TTIR/L32-8C	●	●	32	250	60	21.3	14.5	5.9	5.5	37	TD□□ 8	M6X16N	L5.0
TTIR/L40-8C	●	●	40	300	65	25.8	19.0	5.9	5.8	42		M6X16N	

JSTGR/L



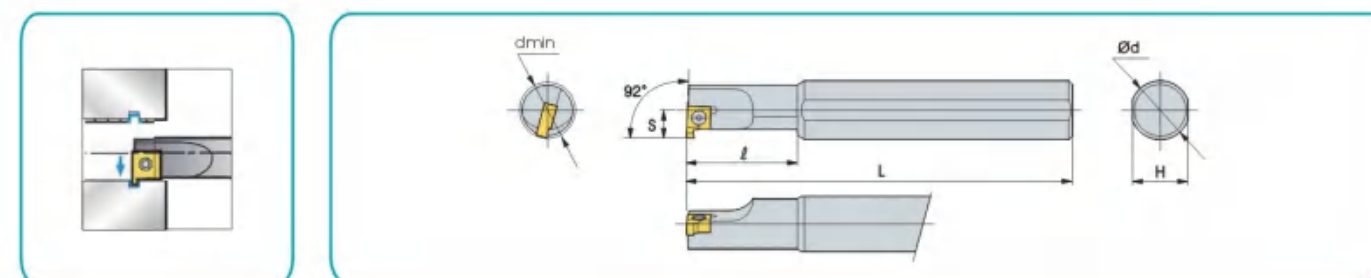
型号 Designation	库存 Stock		尺寸 Size						刀片 Inserts	螺钉 Screw	扳手 Wrench
	R	L	dmin	Φd	S	L	l	H			
S20Q-JSTGR/L16	●		28	20	13	180	45	18	TGF32L/R	M3.5X9	T15
S25R-JSTGR/L16	●		31	25	15.5	200	45	23			
S32S-JSTGR/L16	●		38	32	19	250	45	30			

GHV



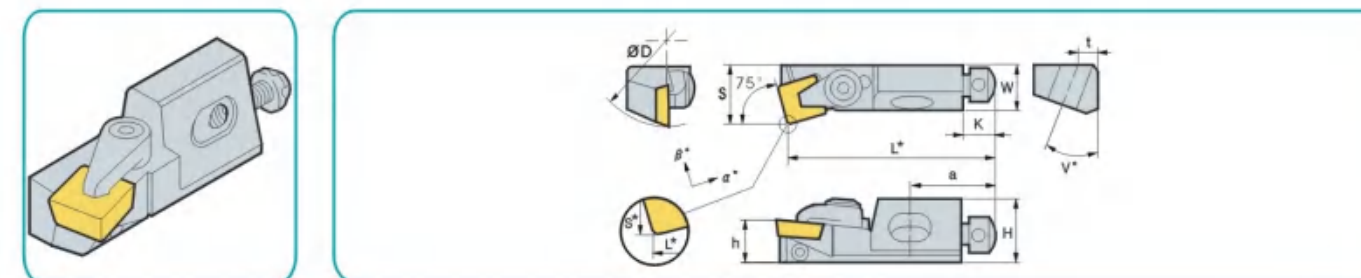
型号 Designation	库存 Stock		尺寸 Size						刀片 Inserts	螺钉 Screw	扳手 Wrench
	R	L	dmin	Φd	S	L	l	H			
GHVR 1310M11-A16			13	16	6.5	150	30	15	TC1102	M2.5X8	T8
GHVR 1613M11-A16			16	16	8	150	35	15			
GHVR 1613M16-A16			16	16	8.5	150	35	15	TC1613	M3.5X9	T15
GHVR 2016Q16-16			20	16	11	180	35	15			
GHVR 2525Q16-16			25	20	13	180	38	18			
GHVR 3125R16-16			31	25	16	200	50	23			

SNGR/L



型号 Designation	库存 Stock		尺寸 Size						刀片 Inserts	螺钉 Screw	扳手 Wrench
	R	L	dmin	Φd	S	L	l	H			
SNGR/L 08H07	●		10	8	7	100	23	5.6	7GR	M2.2X6	T6
10K07	●		12	10	9	125	29	6.5	8GR		
10K08	●		12	10	9	125	29	6.5	8GR	M2.2X6	T6
12M08	●		16	12	11	150	30	8.6	8GR		
16Q09	●		20	16	15	180	30	11.6	9GR	M2.5X8	T8
20R09	●		24	20	19	200	30	13.6	9GR		

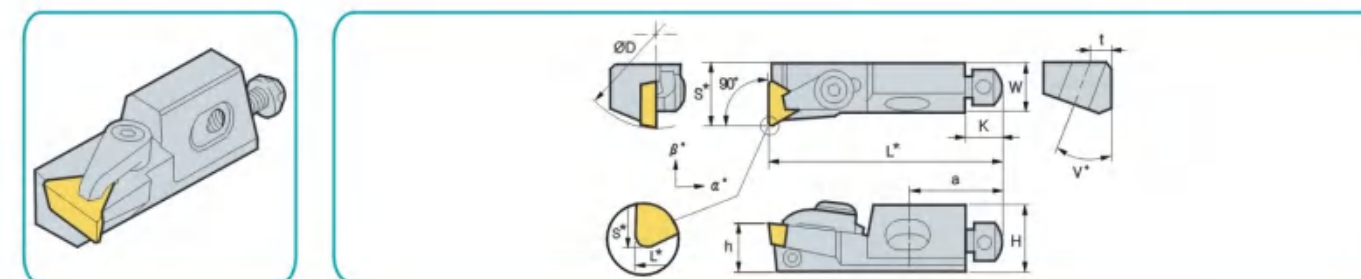
CSKPR/L



型号 Designation	库存 Stock		尺寸 Size											刀片 Inserts	
	R	L	ΦD	H	W	L	S	h	K	α	β	α	t		v
CSKPR/L 10CA-09			40	15	11	50	14	10	8	6	0	20	5	20	SPQR 0903□□
12CA-12			50	20	15	55	20	12	8	6	0	20	6	20	1203□□

型号 Designation	压板 Clamp	螺钉 Screw	螺钉 Screw	双头螺钉 Screw	扳手 Wrench
CSKPR/L 10CA-09	CS5R1	AS02508	M3X4NC	ML0511	L1.5,L2.5
12CA-12	CS6R1	AS02508	M3X6NC	ML0616	L1.5,L3.0

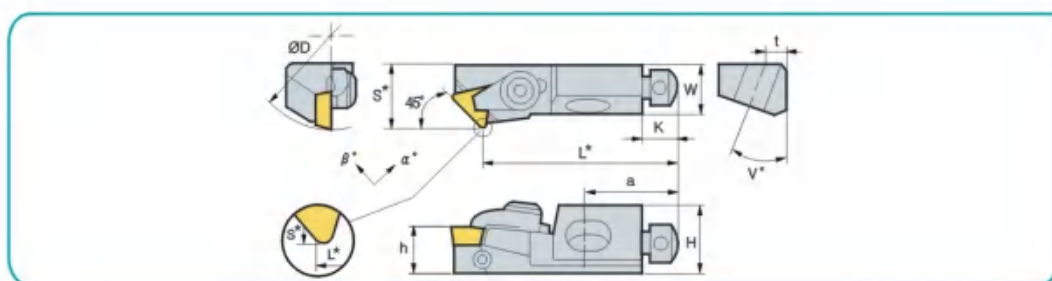
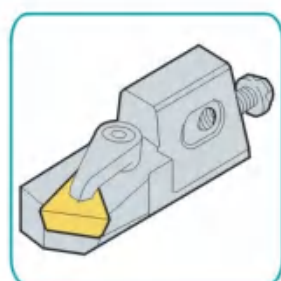
CTFPR/L



型号 Designation	库存 Stock		尺寸 Size											刀片 Inserts	
	R	L	ΦD	H	W	L	S	h	K	α	β	α	t		v
CTFPR/L 10CA-11			40	15	11	50	14	10	8	6	0	20	5	20	TP□R 1103□□
12CA-16			50	20	15	55	20	12	8	6	0	20	6	20	1603□□

型号 Designation	压板 Clamp	螺钉 Screw	螺钉 Screw	双头螺钉 Screw	扳手 Wrench
CTFPR/L 10CA-11	CS5R1	AS02508	M3X4NC	ML0511	L1.5,L2.5
12CA-16	CS6R1	AS02508	M3X6NC	ML0616	L1.5,L3.0

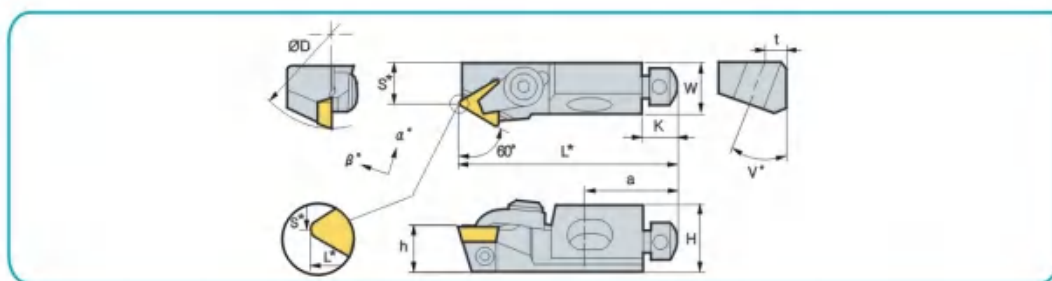
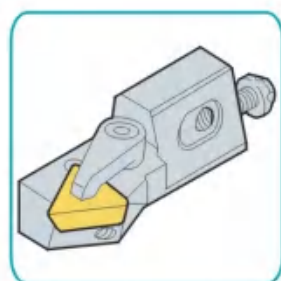
CTSPR/L



型号 Designation	库存 Stock		尺寸 Size											刀片 Inserts	
	R	L	φD	H	W	L	S	h	K	a	β	α	t		v
CTSPR/L 10CA-11			40	15	11	44	14	10	8	4	0	20	5	20	SPR 0903□□
12CA-16			50	20	15	47	20	12	8	5	0	20	6	20	1203□□

型号 Designation	压板 Clamp	螺钉 Screw	螺钉 Screw	双头螺钉 Screw	扳手 Wrench
CTSPR/L 10CA-11	CS5R1	AS02508	M3X4NC	ML0511	L1.5,L2.5
12CA-16	CS6R1	AS02508	M3X6NC	ML0616	L1.5,L3.0

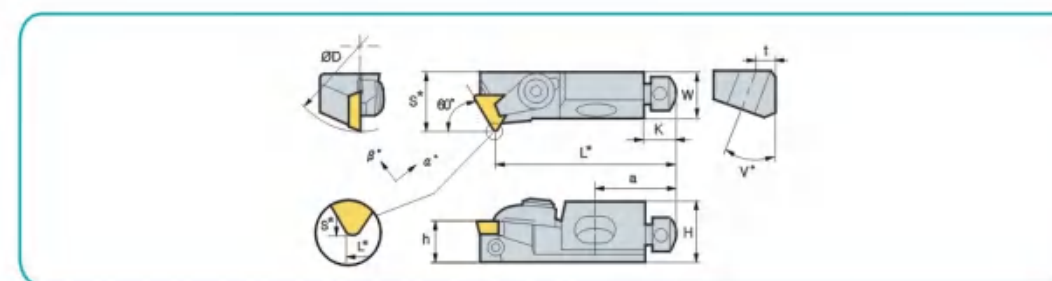
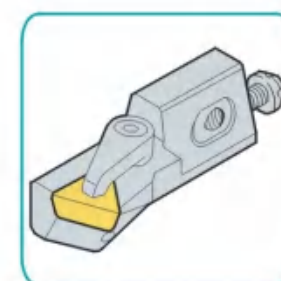
CTTPR/L



型号 Designation	库存 Stock		尺寸 Size											刀片 Inserts	
	R	L	φD	H	W	L	S	h	K	a	β	α	t		v
CTTPR/L 10CA-11			40	15	11	50	9	10	8	5	0	20	5	20	TP□R 1103□□
12CA-16			50	20	15	55	20	12	8	5	0	20	6	20	1603□□

型号 Designation	压板 Clamp	螺钉 Screw	螺钉 Screw	双头螺钉 Screw	扳手 Wrench
CTTPR/L 10CA-11	CS5R1	AS02508	M3X4NC	ML0511	L1.5,L2.5
12CA-16	CS6R1	AS02508	M3X6NC	ML0616	L1.5,L3.0

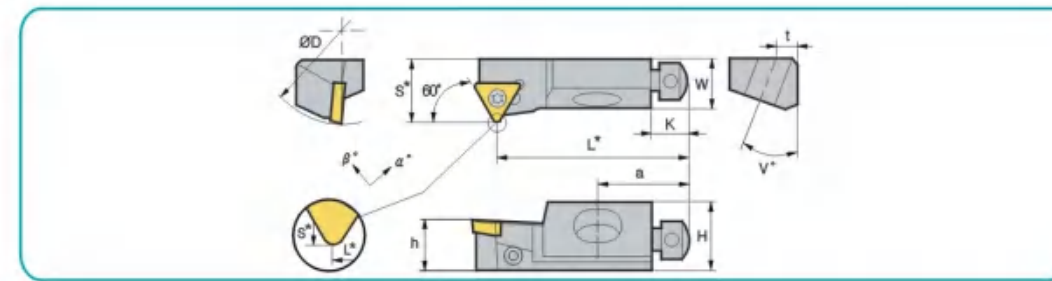
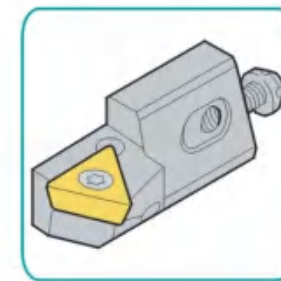
CTWPR/L



型号 Designation	库存 Stock		尺寸 Size											刀片 Inserts	
	R	L	φD	H	W	L	S	h	K	a	β	α	t		v
CTWPR/L 10CA-11			40	15	11	44	14	10	8	5	0	20	5	20	TP□R 1103□□
12CA-16			50	20	15	47	20	12	8	5	0	20	6	20	1603□□

型号 Designation	压板 Clamp	螺钉 Screw	螺钉 Screw	双头螺钉 Screw	扳手 Wrench
CTWPR/L 10CA-11	M3.5X9	AS02508	M3X4NC	ML0511	L1.5,L2.5
12CA-16	M5X12	AS02508	M3X6NC	ML0616	L1.5,L2.5

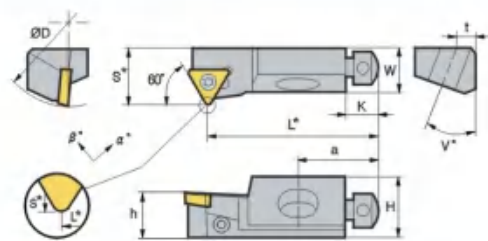
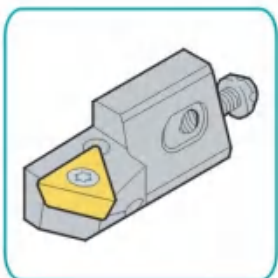
STTCR/L



型号 Designation	库存 Stock		尺寸 Size											刀片 Inserts	
	R	L	φD	H	W	L	S	h	K	a	β	α	t		v
STTCR/L 10CA-11			40	15	11	50	9	10	8	-5	0	20	5	20	TC□ 1102□□
12CA-16			50	20	15	47	20	12	8	-3	0	20	6	20	TC□ 16T3□□

型号 Designation	螺钉 Screw	螺钉 Screw	螺钉 Screw	扳手 Wrench	扳手 Wrench
STTCR/L 10CA-11	M2.5X6	AS02508	M3X4NC	T8	L1.5
12CA-16	M3.5X9	AS02508	M3X6NC	T15	L1.5

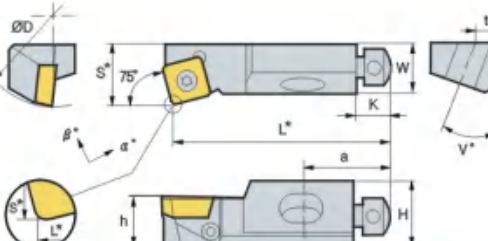
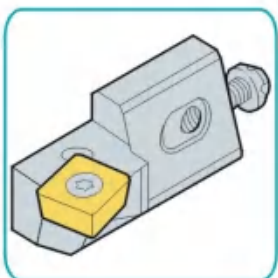
STWCR/L



型号 Designation	库存 Stock		尺寸 Size											刀片 Inserts	
	R	L	φD	H	W	L	S	h	K	α	β	α	t		v
STWCR/L 10CA-11			40	15	11	44	14	10	8	0	-4	20	5	20	TC□ 1102□□
12CA-16			50	20	15	47	20	12	8	-5	0	20	6	20	TC□ 16T3□□

型号 Designation	螺钉 Screw	螺钉 Screw	螺钉 Screw	扳手 Wrench	扳手 Wrench
STWCR/L 10CA-11	M2.5X6	AS02508	M3X4NC	T8	L1.5
12CA-16	M5.5X9	AS02508	M3X6NC	T15	L1.5

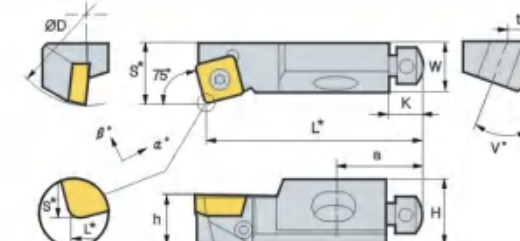
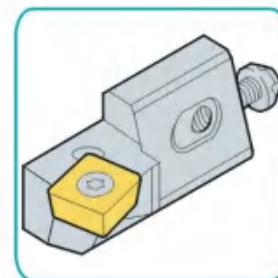
SSKCR/L



型号 Designation	库存 Stock		尺寸 Size											刀片 Inserts	
	R	L	φD	H	W	L	S	h	K	α	β	α	t		v
SSKCR/L 10CA-09			40	15	11	50	14	10	8	0	-4	20	5	20	SC□ 09T3□□
12CA-12			50	20	15	55	20	12	8	0	-4	20	6	20	SC□ 1204□□

型号 Designation	螺钉 Screw	螺钉 Screw	螺钉 Screw	扳手 Wrench	扳手 Wrench
SSKCR/L 10CA-09	M3.5X9	AS02508	M3X4NC	T15	L1.5
12CA-12	M5X12	AS02508	M3X6NC	T20	L1.5

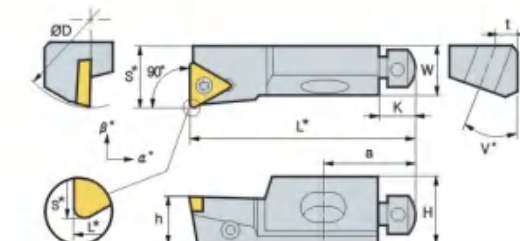
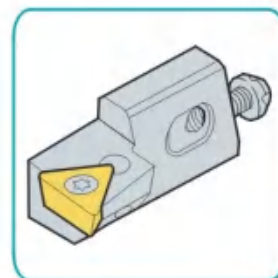
SSSCR/L



型号 Designation	库存 Stock		尺寸 Size											刀片 Inserts	
	R	L	φD	H	W	L	S	h	K	α	β	α	t		v
SSSCR/L 10CA-09			40	15	11	44	14	10	8	-5	0	20	5	20	SC□ 09T3□□
12CA-12			50	20	15	47	20	12	8	-5	0	20	6	20	SC□ 1204□□

型号 Designation	螺钉 Screw	螺钉 Screw	螺钉 Screw	扳手 Wrench	扳手 Wrench
SSSCR/L 10CA-09	M3.5X9	AS02508	M3X4NC	T15	L1.5
12CA-12	M5X12	AS02508	M3X6NC	T20	L1.5

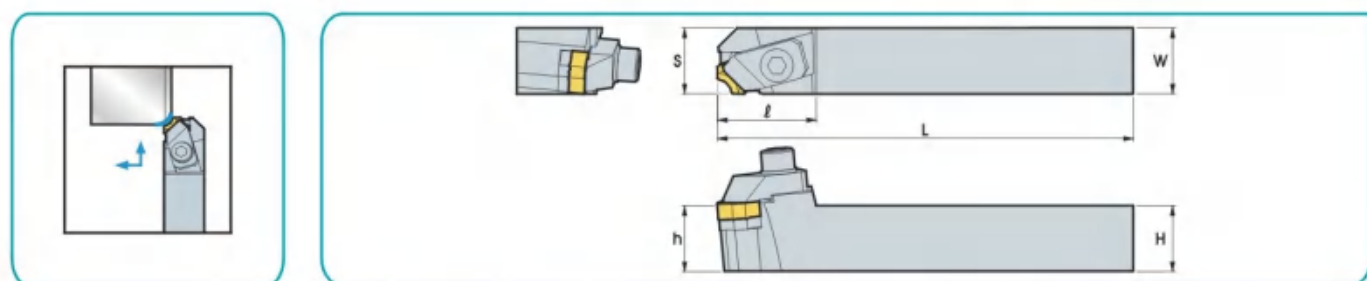
STFCR/L



型号 Designation	库存 Stock		尺寸 Size											刀片 Inserts	
	R	L	φD	H	W	L	S	h	K	α	β	α	t		v
STFCR/L 10CA-11			40	15	11	50	14	10	8	0	-3	20	5	20	TC□ 1102□□
12CA-16			50	20	15	55	20	12	8	0	-3	20	6	20	TC□ 16T3□□

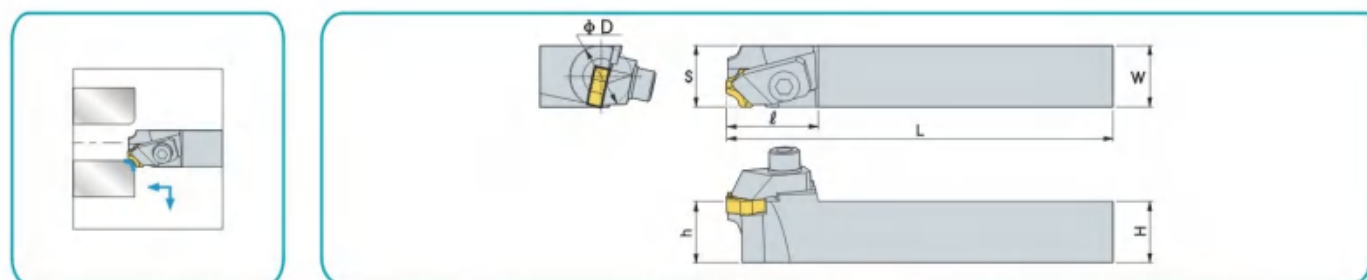
型号 Designation	螺钉 Screw	螺钉 Screw	螺钉 Screw	扳手 Wrench	扳手 Wrench
STFCR/L 10CA-11	M2.5X6	AS02508	M3X4NC	T8	L1.5
12CA-16	M3.5X9	AS02508	M3X6NC	T15	L1.5

CMSNR/L-F



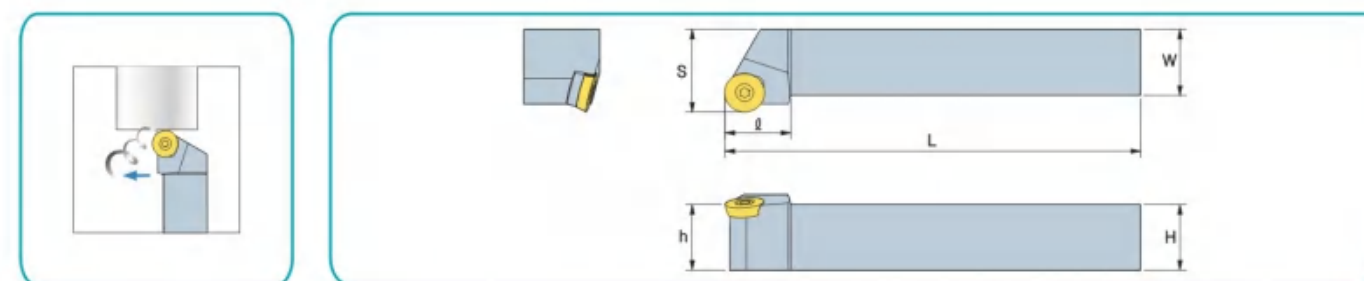
型号 Designation	库存 Stock		尺寸 Size						刀片 Inserts	压板 Clamp	螺钉 Screw	刀垫 Shim	刀垫螺钉 ShimScrew	扳手 Wrench
	R	L	H	W	L	S	h	l						
CMSNR/L2020B-L12F			20	20	140	20	20	30	MC12□□ MC12□□-BR	CBH4RR/L	M6X20N	SX42CB	M3X8T	L4
2023B-L12F			20	23	140	23	20	32						
2525B-L12F			25	25	140	25	25	35	MC15□□	CBH5RR/L	M6X20N	SX52CB	M3X8T	L4

CMSNR/L-B



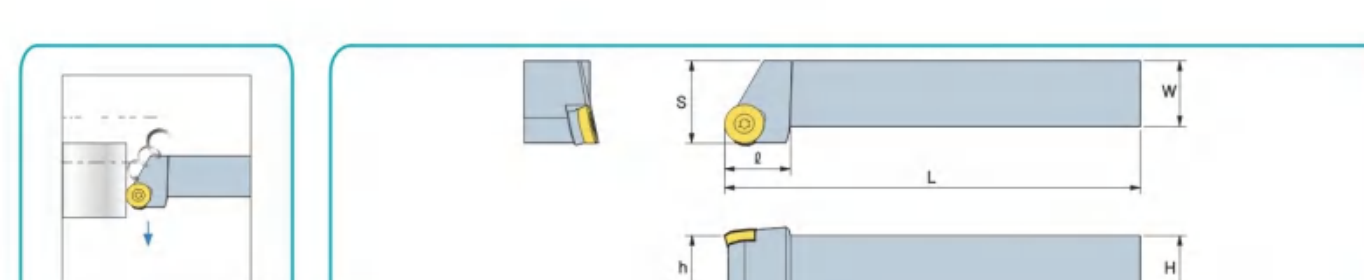
型号 Designation	库存 Stock		尺寸 Size						刀片 Inserts	压板 Clamp	螺钉 Screw	扳手 Wrench	
	R	L	phi D	H	W	L	S	h					l
CMSNR/L2020B-L12B-D20			20	20	20	140	20	20	30	MC12□□ MC12□□-BR	CBH4RR/L	M6X20N	L4
2525B-L12B-20D			20	25	25	140	25	25	30				
1620B-L12B-D20			20	16	20	140	17	16	32				
2023B-L12B-D28			28	20	23	140	23	20	32				

SRGPR/L-E



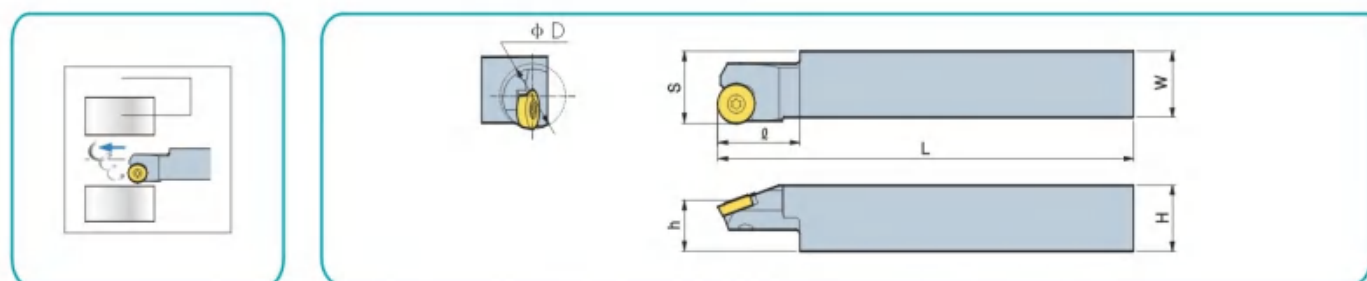
型号 Designation	库存 Stock		尺寸 Size						刀片 Inserts	螺钉 Screw	扳手 Wrench
	R	L	H	W	L	S	h	l			
SRGPR/L2020B-L12E			20	20	140	20	20	20	RPGT1203M0	M3.5X9	T15
2020B-L16E			20	20	140	25	20	20	RPGT1640M0	M3.5X9	T15
2525B-L20E			25	25	140	32	25	30	RPGT2004M0	M5X12	T20

SRGPR/L-F



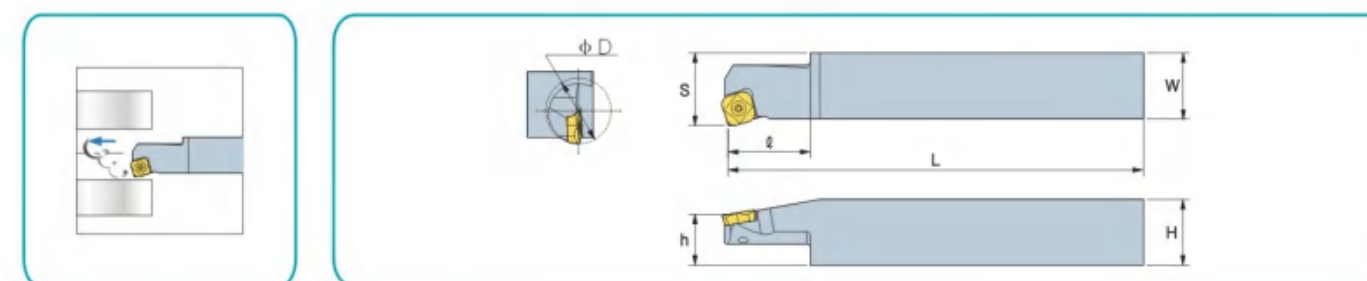
型号 Designation	库存 Stock		尺寸 Size						刀片 Inserts	螺钉 Screw	扳手 Wrench
	R	L	H	W	L	S	h	l			
SRGPR/L2020B-L12F			20	20	140	20	20	20	RPGT1203M0	M3.5X9	T15
2020B-L16F			20	20	140	25	20	20	RPGT1640M0	M3.5X9	T15
2525B-L20F			25	25	140	32	25	30	RPGT2004M0	M5X12	T20

SRCPR/L-B



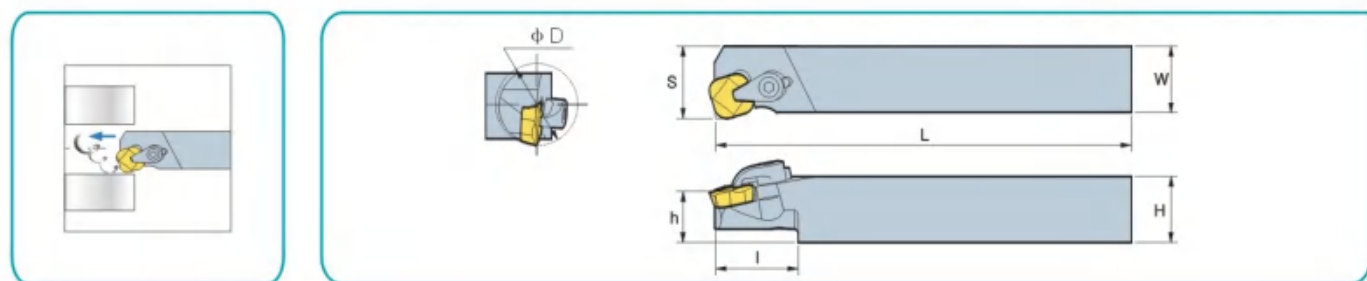
型号 Designation	库存 Stock		尺寸 Size							刀片 Inserts	螺钉 Screw	扳手 Wrench
	R	L	ϕD	H	W	L	S	h	ℓ			
SRGPR/L2020B-L08B-D12			12	20	20	140	21.5	15.5	25	RPGT0802M0	M3X8	T8
1919B-L12B-D15			15	19	19	140	16	16	25	RPGT1203M0	M3.5X9	T15
2020B-L12B-D20			20	20	20	140	15.5	15.5	25			
2525B-L16B-D32			32	25	25	140	20	20	30	RPGT1604M0	M5X12	T20

SSKPR/L



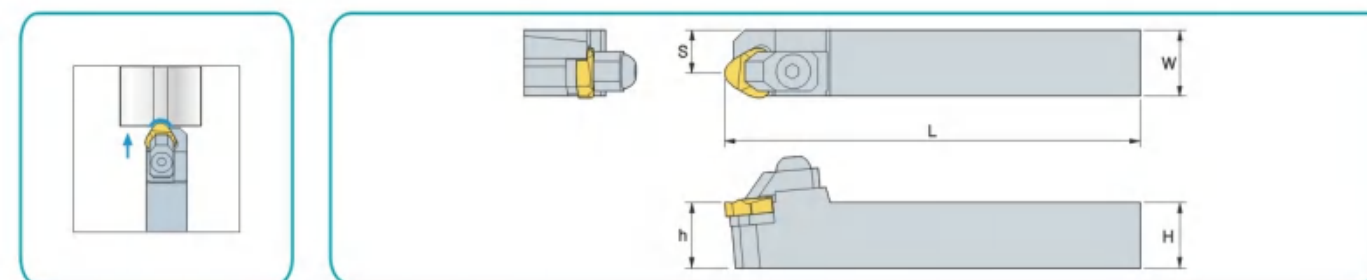
型号 Designation	库存 Stock		尺寸 Size							刀片 Inserts	螺钉 Screw	扳手 Wrench
	R	L	ϕD	H	W	L	S	h	ℓ			
SSKPR/L2020B-L09B-D12			11.5	20	20	140	22	15.5	25	SPGH090330L	M3X8	T8
2020B-L09B-D13			13	20	20	140	22	15.5	25			
2020B-L09B-D20			20	20	20	140	22	15.5	25			

CSKPR/L



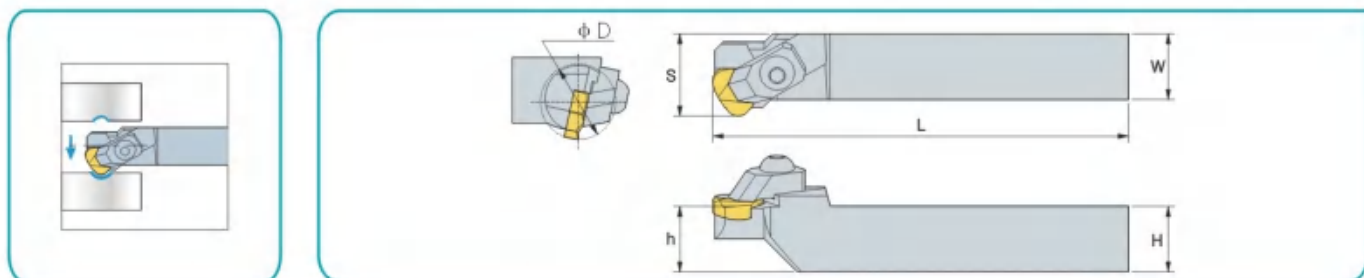
型号 Designation	库存 Stock		尺寸 Size							刀片 Inserts	压板 Clamp	双头螺钉 Screw	扳手 Wrench
	R	L	ϕD	H	W	L	S	h	ℓ				
CSKPR 2020B-L12B-D25			25	20	20	140	22	15.5	25	SPGR120440L	CS6R1	MI0622	L3

CKFNR



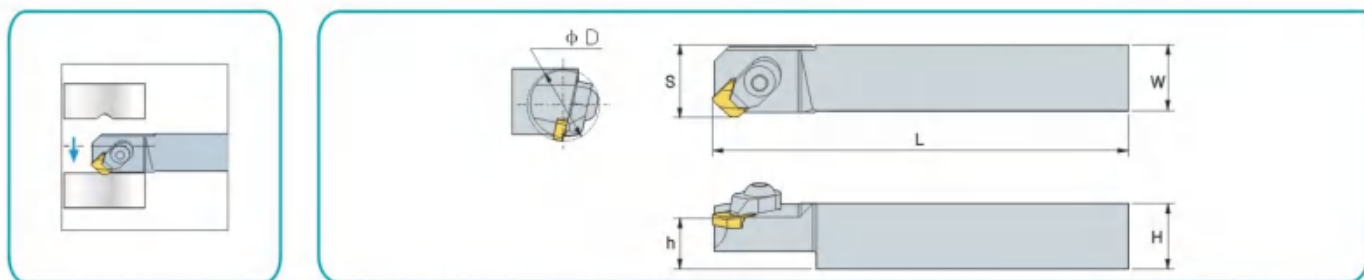
型号 Designation	库存 Stock		尺寸 Size					刀片 Inserts
	R	L	H	W	L	S	h	
CKFNR2020B-L22RW			20	20	140	13	20	TNG2204R
CKFNR2020B-L27RW			20	20	140	12	20	TNG2704R
CKFNR2020B-L33RW			20	20	140	10	20	TNG3306R
CKFNR2525B-L44RW			25	25	140	12	25	TNG4408R

CKFNR



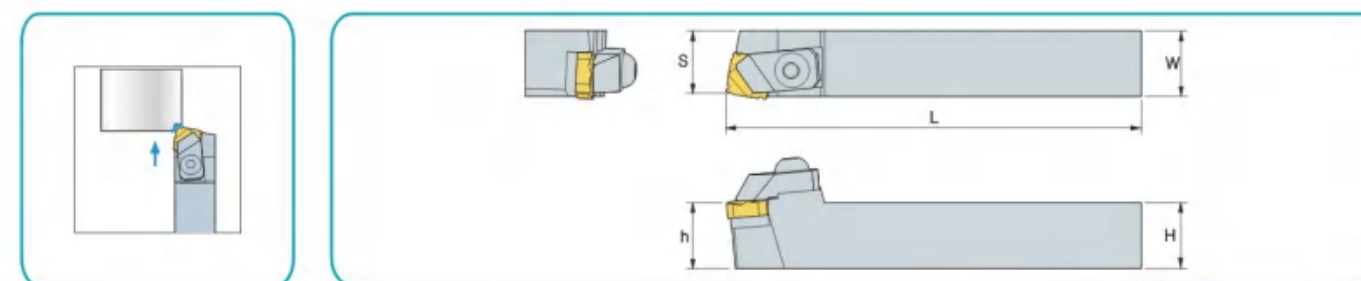
型号 Designation	库存 Stock		尺寸 Size						刀片 Inserts
	R	L	φD	H	W	L	S	h	
CKFNR2022B-L22RW-D23			23	20	22	140	25	20	TNG2204L
CKFNR2022B-L27RW-D25			25	20	22	140	25	20	TNG2704L
CKFNR2025B-L33RW-D38			38	20	25	140	32	20	TNG3306L
CKFNR2528B-L38RW-D50			50	25	25	140	40	25	TNG3806L
CKFNR2528B-L44RW-D52			52	25	28	140	40	25	TNG4408L

CSGNR



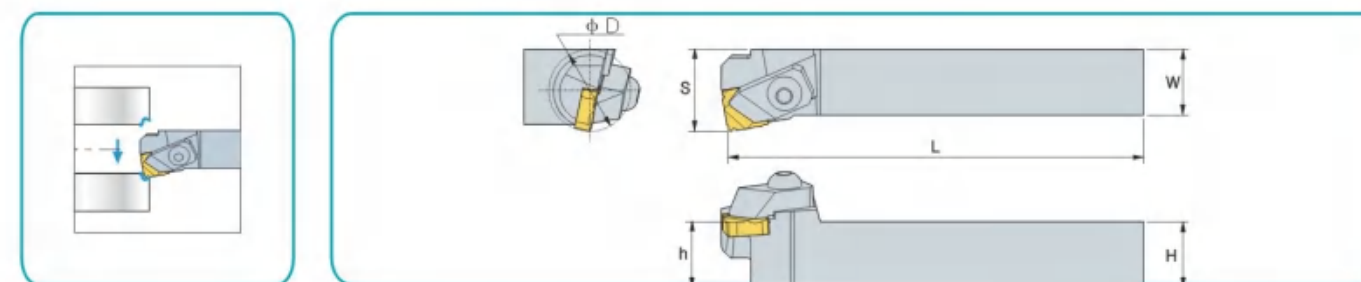
型号 Designation	库存 Stock		尺寸 Size						刀片 Inserts
	R	L	φD	H	W	L	S	h	
CSGNR2020B-L09RW-D15			15	20	20	140	22	20	SNGN0903WL
CSGNL2020B-L09RW-D15			15	20	20	140	22	20	SNGN0903WR
CSGNR2020B-L09RW-D22			22	20	20	140	22	15.5	SNGN0903WL
CSGNL2020B-L09RW-D22			22	20	20	140	22	15.5	SNGN0903WR

CSBNR



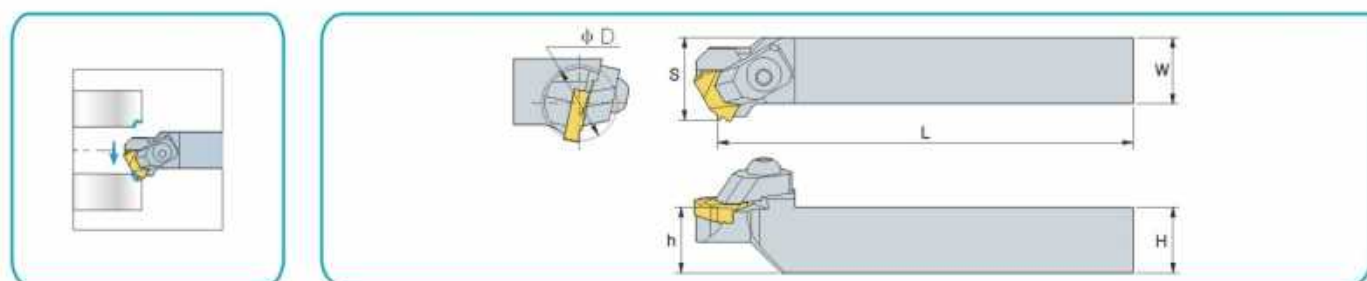
型号 Designation	库存 Stock		尺寸 Size					刀片 Inserts
	R	L	H	W	L	S	h	
CSBNR2020B-L12BS			20	20	140	19	20	SNGN1204R
CSBNL2020B-L12BS			20	20	140	19	20	SNGN1204L
CSBNR2020B-L15BS			25	25	140	24	25	SNGN1504R
CSBNL2020B-L15BS			25	25	140	24	25	SNGN1504L

CSKNR



型号 Designation	库存 Stock		尺寸 Size						刀片 Inserts
	R	L	φD	H	W	L	S	h	
CSKNR1622B-L09BS-D14			14	16	22	140	27	16	SNGN0903SL
CSKNL1622B-L09BS-D14			14	16	22	140	27	16	SNGN0903SR
CSKNR2022B-L12BS-D26			26	20	22	140	27	20	SNGN1204SL
CSKNL2022B-L12BS-D26			26	20	22	140	27	20	SNGN1204SR
CSKNR2525B-L15BS-D35			35	25	25	140	32	25	SNGN1504SL
CSKNL2525B-L15BS-D35			35	25	25	140	32	25	SNGN1504SR

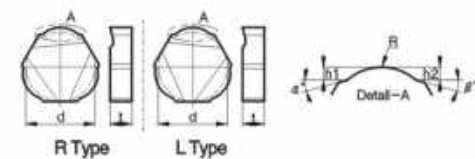
CTGNR



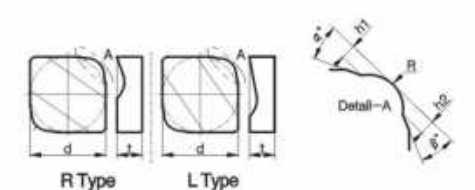
型号 Designation	库存 Stock		尺寸 Size						刀片 Inserts
	R	L	ϕD	H	W	L	S	h	
CTGNR2021B-K22B5-D23			23	20	21	140	28	20	TNGN2204SL
CTGNL2021B-K22B5-D23			23	20	21	140	28	20	TNGN2204SR

CSBNR

Machining Race-way

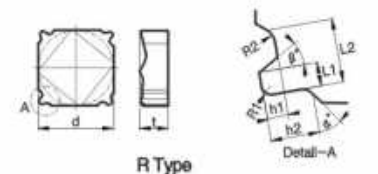


	D	t	R	h1	h2	α	β
TNG2204R/L	12.7	4.76					
TNG2704R/L	15.875	4.76					
TNG3306R/L	19.05	6.0					
TNG3806R/L	22.225	6.0					
TNG4408R/L	25.4	6.0					

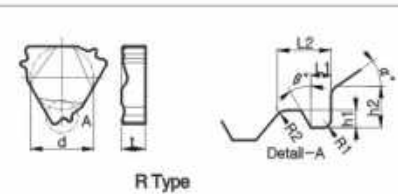
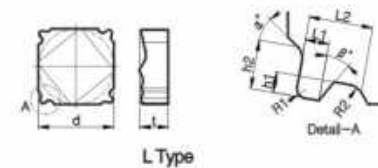


	D	t	R	h1	h2	α	β
SNGN0903WR/L	9.525	3.18					
SNGN1504WR/L	15.875	4.76					
SNGN1905WR/L	19.05	5.56					

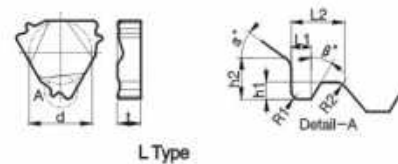
Machining for Bearing shield



	D	t	R	h1	h2	α	β
SNGN0903SR/L	9.525	3.18					
SNGN1204SR/L	12.7	4.76					
SNGN1504SR/L	15.875	4.76					



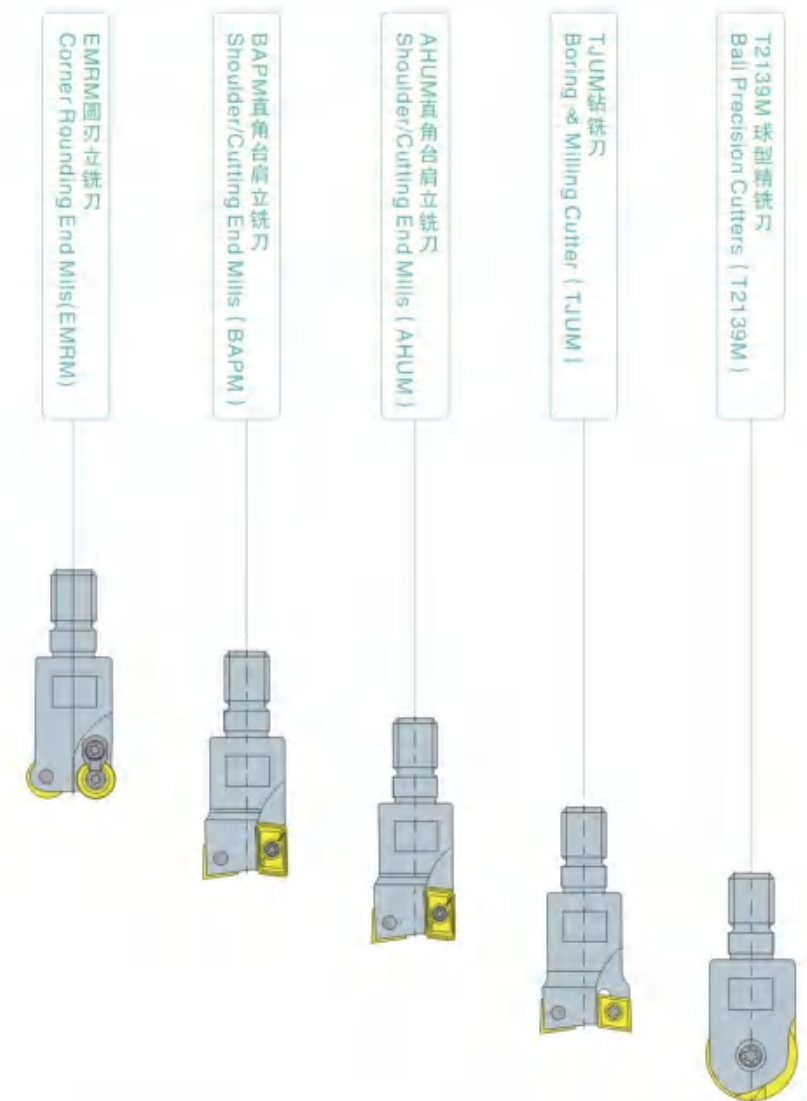
	D	t	R	h1	h2	α	β
TNGN02204SR/L	12.7	4.76					



目录 DIRECTORY

EMRM圆刃立铣刀Corner Rounding End Mills(EMRM)	
TRSM圆刃立铣刀Corner Rounding End Mills (TRSM)	B001
BAPM直角台肩立铣刀 Shoulder/Cutting End Mills (BAPM)	
AHUM直角台肩立铣刀 Shoulder/Cutting End Mills (AHUM)	B002
TJUM 铣刀 Boring & Milling Cutter (TJUM)	
T2139M 球型精铣刀 Ball Precision Cutters (T2139M)	B003
BT-MFT锁牙式刀柄 BT/MFT Screwed end mills holder	B004
MFT 钨钢锁牙式刀柄 MFT Carbide screwed end mills holder	B005
AJX快进给面铣刀盘 AJX High feedrate face mill	B006
TXP快进给面铣刀盘 TXP High feedrate face mill	B007
SKS快进给面铣刀盘 SKS High feedrate face mill	B008
ASR快进给面铣刀盘 ASR/ASRT High feedrate face mill	B009
BAP快进给面铣刀盘 BAP Right angle shoulder face mill	B010
AHUB直角台肩壳形铣刀 AHUB Right angle shoulder face mill	B011
FMR圆鼻面铣刀盘 FMR Round dowel face mill	B012
FMRC 圆鼻面铣刀盘 FMRC Round dowel face mill	B013
FMRD 圆鼻面铣刀盘 FMRD Round dowel face mill	B014
FMRT 圆鼻面铣刀盘 FMRT Round dowel face mill	B015
KM-45° 面铣刀盘 KM-45° Face mill	B016
RAP-75° 面铣刀盘 RAP-75° face mill	B017
FM90° 面铣刀盘 Fm90° Face mill	B018
R390直角台肩面铣刀盘 R390 Right angle shoulder face mill	B019
TP直角台肩面铣刀盘 TP Right angle shoulder Face mill	B020
SD45° 面铣刀盘 SD45° Face mill cutter	B021
SE45° 面铣刀盘 SE45° Face mill cutter	B022
SP65° 平面铣刀盘 SP65° Face mill cutter	
FP75° 平面铣刀盘 FP75° Face mill cutter	B023
APC玉米型粗铣刀盘 APC Shell type tough cutting end mills	
SPC玉米型粗铣刀盘 SPC shell type tough cutting end mills	B024
ASR直角台肩壳形铣刀 ASR High feedrate end mill	B025
AJX快进给立铣刀 AJX High feedrate end mill	B026
BAP直角台肩铣刀 BAP Right angle shoulder end mill	B027-B028
AHU直角台肩铣刀 AHU Right angle shoulder end mill	B029
R390直角台肩面铣刀盘 R390 Right angle shoulder face mill	B030
T217.69直角台肩精铣刀 T217.69 Right angle shoulder end mill	B031
FMR圆鼻铣刀 EMR Round downl end mill	B032-B033
FMRC 圆鼻立铣刀 FMRC Round downl end mill	B034
FMRD 圆鼻立铣刀 FMRD Round downl end mill	B035-B036
FMRT 圆鼻铣刀 FMRT Round downl end mill	B037
ASJ-4P钻铣刀 ASJ-4P Borer mill	B038
UEX直角台肩精铣刀 UEX Right angle shoulder end mill	B039
TP台肩精铣刀 TP Shoulder end mill	B040
UEX直角台肩精铣刀 UEX Right angle shoulder end mill	B041
BCF/BCFL球形立铣刀 BCF/BCFL Copy end mill	B042-B043
T2139球形精铣刀 T2139 Copy end fine mill	B044
TP30° /45° /60° 倒角刀 TP30° /45° /60° Chamfer end mill	B045
SD-45° 内外倒角刀 SD-45° Chamfer end mill	B046
倒拉倒角刀 Throw-away back chamfering tool	B047
45° 舍弃式倒角刀 Throw-away chamfer mills	B048
螺丝沉头孔铣刀 Counter-sink bole on sceewof milling cutter	B049
APK 螺丝沉头孔铣刀 APK Rough cutting end mill	B050
SMP三面刃铣刀 (卡口型) SMP Side mills	B051
SMP三面刃铣刀 (刀盘型) SMP Side mills	B052

一体式刀杆 ONE-ARBOR SERIES B



高性能可换刀头和刚性刀柄的组合，在系长的加工中亦可有效抑制震动，与传统钢制刀杆相比加工效率提高了2-5倍。加工时间大大缩短，加工成本随之下降。

刀头的自由组合及其可换性，覆盖从粗加工的所有加工要求，对刀具的集约化管理具有划时代的意义。

由于刀柄和刀杆采用螺纹连接，可在机床上方迅速更换刀头，降低生产成本。


High-performance interchangeable cutter head and the knife handle a combination of rigidity, in the long hanging longer processing can effectively suppress vibration, as compared with traditional steel arbor processing efficiency is improved by 2-5times. Significantly reduce processing costs drop.

Segment of the free combination and can be changed, coverage from roughing to finishing all the processing requirements, intensive management tool epoch-making significance.

As the shank and arbor with threaded connections, you can easily and quickly on a replacement machine cutter, reduce production costs.

优点

EMRM圆刃立铣刀
Corner Rounding End Mills(EMRM)



型号 Cat.No	尺寸Size					刀片 Insert	压板 Clamp	螺钉 Clamp screw	扳手 Wrench
	齿数	D	L	d	M				
EMRM-4R-16-M8	2	16	35	8.5	M8	RPMW0802MO	Y-4R	M3×7	T10
EMRM-4R-20-M10	2	20	35	10.5	M10				
EMRM-5R-25-M12	2	25	40	12.5	M12				
EMRM-5R-30-M16	2	30	40	17	M16	RPMW1003MO	Y-5R	M4×10 M3.5×10	T15
EMRM-5R-35-M16	2	35	40	17	M16				
EMRM-6R-30-M16	2	30	40	17	M16	RPMT1204MO	Y-6R	M4×10	T15
EMRM-6R-35-M16	3	35	40	17	M16				

适配三菱MITSUBISHI、黛杰DIJET刀片

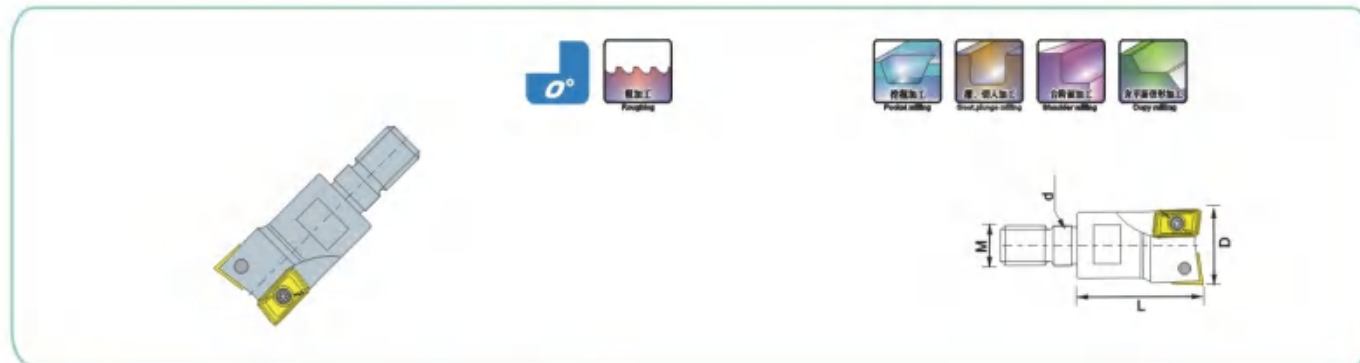
TRSM圆刃立铣刀
Corner Rounding End Mills (TRSM)



型号 Cat.No	尺寸Size					刀片 Insert	压板 Clamp	螺钉 Clamp screw	扳手 Wrench
	齿数	D	L	d	M				
TRSM-4R-16-M8	2	16	35	8.5	M8	RDMT0802MO	Y-4R	M3×7	T10
TRSM-4R-20-M10	2	20	35	10.5	M10				
TRSM-5R-25-M12	2	25	40	12.5	M12				
TRSM-5R-30-M16	2	30	40	17	M16	RDMT10T3MO	Y-5R	M3.5×10 M4×9	T15
TRSM-5R-35-M16	3	35	40	17	M16				

适配日立HITACHI刀片

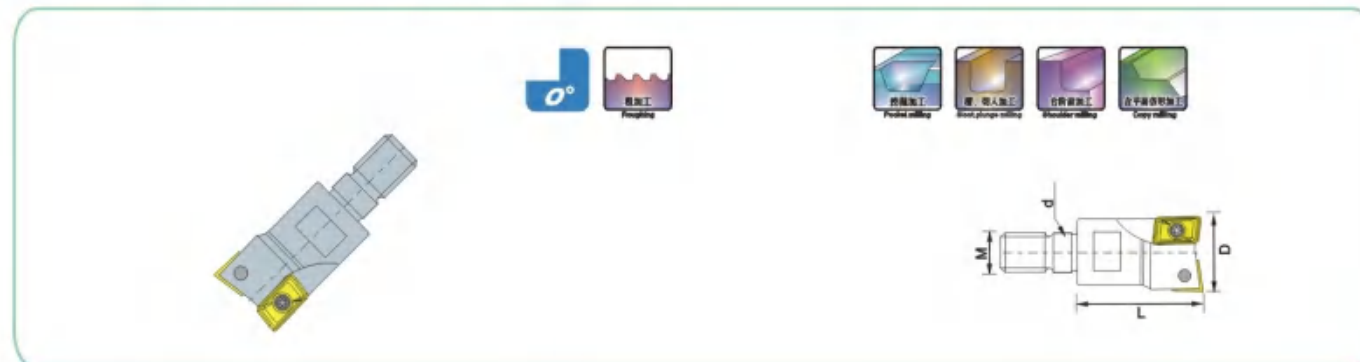
BAPM直角台肩立铣刀
Shoulder/Cutting End Mills (BAPM)



型号 Cat.No	尺寸Size					刀片 Insert	压板 Clamp	螺钉 Clamp screw	扳手 Wrench
	齿数	D	L	d	M				
BAPM-16-M8-11	2	16	35	8.5	M8				
BAPM-20-M10-11	2	20	35	10.5	M10	APMT1135PDER	--	M2.5×6.5	T8
BAPM-25-M12-11	3	25	40	12.5	M12				
BAPM-25-M12-16	2	25	40	12.5	M12				
BAPM-30-M16-16	2	30	40	17	M16	APMT1604PDER	--	M4×9	T15
BAPM-35-M16-16	3	35	40	17	M16				

适配三菱MITSUBISHI

AHUM直角台肩立铣刀
Shoulder/Cutting End Mills (AHUM)



型号 Cat.No	尺寸Size					刀片 Insert	螺钉 Clamp screw	扳手 Wrench
	齿数	D	L	d	M			
AHUM-16-M8-10	2	16	35	8.5	M8			
AHUM-20-M10-10	2	20	35	10.5	M10	JDMT100308	M2.5×6	T8
AHUM-25-M12-11	3	25	40	12.5	M12			
AHUM-25-M12-16	2	25	40	12.5	M12			
AHUM-30-M16-16	2	30	40	17	M16	JDMT150508	M4×9	T15
AHUM-35-M16-16	3	35	40	17	M16			

适配日立HITACHI刀片


TJUM 铣刀
Boring & Milling Cutter (TJUM)



型号 Cat.No	尺寸Size					刀片 Insert	螺钉 Clamp screw	扳手 Wrench
	齿数	D	L	d	M			
TJUM-16-2T-M08	2	16	35	8.5	M8	CCMT060204 CPMT080204Z	T8	M2.5×6
TJUM-20-2T-M10	2	20	35	10.5	M10	CCMT060204 CPMT090204Z	T8/T15	M2.5×6/M3.5×8
TJUM-25-2T-M12	2	25	40	12.5	M12	CPMT090308 CPMT120308Z	T15	M4×9
TJUM-32-2T-M16	2	32	40	17	M16	CPMT120408 CPMT160408Z	T20	M5×12

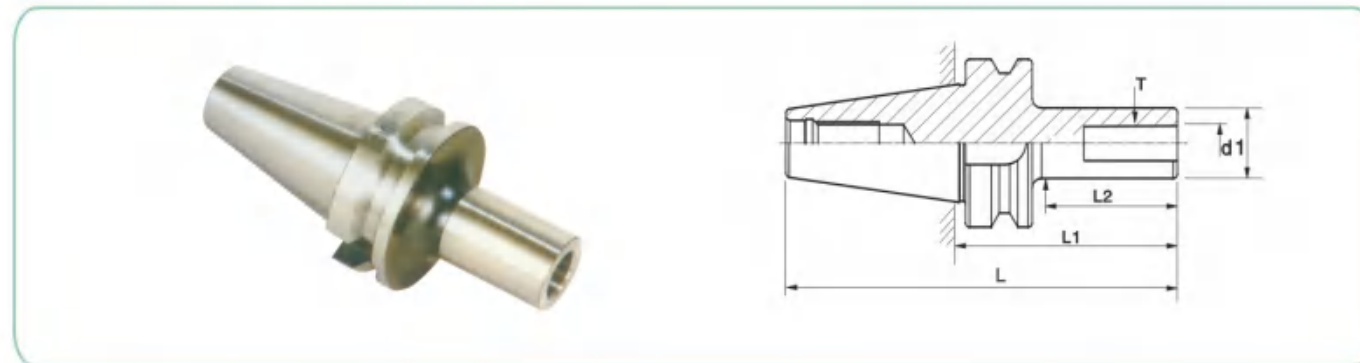
适配日立HITACHI刀片

T2139M 球型精铣刀
Ball Precision Cutters (T2139M)



型号 Cat.No	尺寸Size					刀片 Insert	螺钉 Clamp screw	扳手 Wrench
	齿数	D	L	d	M			
T2139M-6R-M6	1	12	35	6.5	M6	P 320□-D 12	T2139-6R	T20
T2139M-8R-M8	1	16	35	8.5	M8	P 320□-D 16	T2139-8R	T20
T2139M-10R-M10	1	20	35	10.5	M10	P 320□-D 20	T2139-10R	T20
T2139M-12.5R-M12	1	25	40	12.5	M12	P 320□-D 25	T2139-12.5R	T30
T2139M-15R-M16	1	30	40	17	M16	P 320□-D 30	T2139-15R	T30
T2139M-16R-M16	1	32	40	17	M16	P 320□-D 32	T2139-16R	T30

BT-MFT锁牙式刀柄
BT/MFT Screwed end mills holder

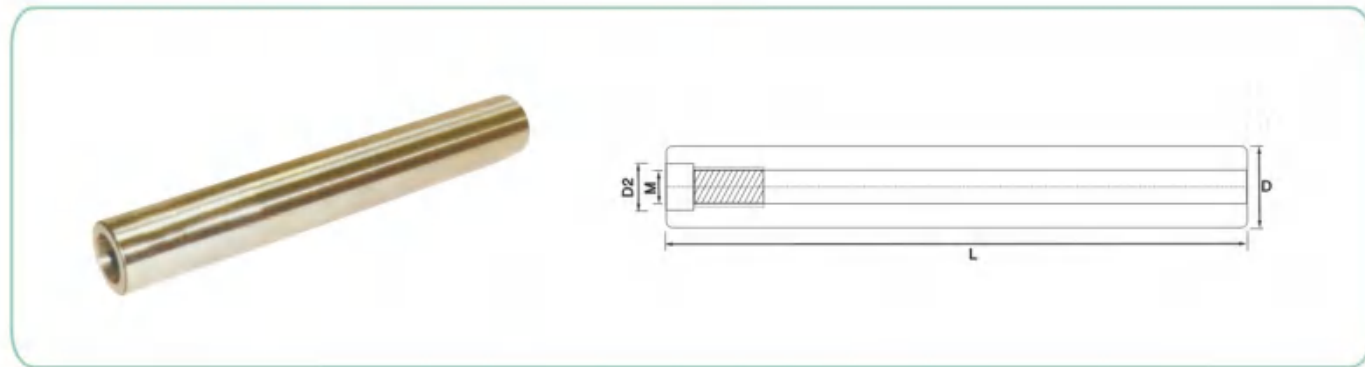


型号 Cat.No	尺寸Size					重量 Weight (KG)
	L	L1	L2	d1	T	
BT40-MFT16-M8-60	160.4	95	60	15	M8	1.1
BT40-MFT16-M8-110	210.4	145	110	15	M8	1.2
BT40-MFT20-M10-60	160.4	95	60	19	M10	1.1
BT40-MFT20-M10-110	210.4	145	110	19	M10	1.2
BT40-MFT25-M12-60	160.4	95	60	24	M12	1.1
BT40-MFT25-M12-120	220.4	155	120	24	M12	1.3
BT40-MFT30-M16-50	150.4	85	50	28	M16	1.2
BT40-MFT30-M16-100	200.4	135	100	28	M16	1.3
BT40-MFT30-M16-140	240.4	175	140	28	M16	1.6
BT40-MFT35-M16-60	160.4	95	60	33	M16	1.3
BT40-MFT35-M16-120	220.4	155	120	33	M16	1.7
BT50-MFT16-M8-60	206.8	105	60	15	M8	3.1
BT50-MFT16-M8-120	266.8	165	120	15	M8	3.2
BT50-MFT20-M10-60	206.8	105	60	19	M10	3.2
BT50-MFT20-M10-120	266.8	165	120	19	M10	3.3
BT50-MFT25-M12-60	206.8	105	60	24	M12	3.3
BT50-MFT25-M12-120	266.8	165	120	24	M12	3.4
BT50-MFT30-M16-60	206.8	105	60	28	M16	3.4
BT50-MFT30-M16-120	266.8	165	120	28	M16	3.5
BT50-MFT35-M16-60	206.8	105	60	33	M16	3.5
BT50-MFT35-M16-120	266.8	165	120	33	M16	3.7

整支通孔利于出水及抗震。

Beneficial to the entire branch water and seismic hole.

MFT 钨钢锁牙式刀杆
MFT Carbide screwed end mills holder



型号 Cat.No	L	M	D2	D
MFT16-16-100-M08	100			
MFT16-16-150-M08	150			
MFT16-16-200-M08	200	M8*1.25	8.5	16
MFT16-16-250-M08	250			
MFT19-19-200-M10	200	M10*1.5	10.5	19
MFT20-20-100-M10	100			
MFT20-20-150-M10	150			
MFT20-20-200-M10	200	M10*1.5	10.5	20
MFT20-20-250-M10	250			
MFT20-20-300-M10	300			
MFT24-24-200-M12	200	M12*1.75	12.5	24
MFT25-25-100-M12	100			
MFT25-25-150-M12	150			
MFT25-25-200-M12	200	M12*1.75	12.5	25
MFT25-25-250-M12	250			
MFT25-25-300-M12	300			
MFT29-29-250-M16	250	M16*2.0	17	29
MFT32-32-150-M16	150			
MFT32-32-200-M16	200			
MFT32-32-250-M16	250	M16*2.0	17	32
MFT32-32-300-M16	300			
MFT32-32-400-M16	400			

铣刀盘 B
FACE MILL

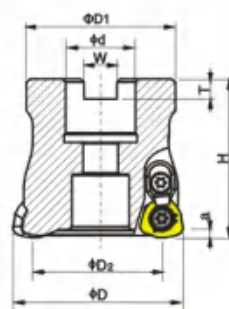


AJX快进给面铣刀盘
AJX High feedrate face mill



- 使用15° 正角刀片
- 双重夹紧机构刚性好
- 最适合大进给切削
- 具有标准冷却孔
- 刀片为特殊形状的3刃角型

- ★ The use of 15° positive angle blade
- ★ Double clamping body rigidity
- ★ The most suitable for large-feed cutting
- ★ With standard cooling holes
- ★ 3 for special shaped blade edge angle



型号 Cat.No	尺寸Size								
	⚙️	D	D1	D2	d	H	W	T	a
AJX12-50-22-3T	3	50	47	38.3	22	50	10.4	6.3	1.5
AJX12-50-22-4T	4	50	47	38.3	22	50	10.4	6.3	1.5
AJX12-63-22-4T	4	63	60	51.3	22	50	10.4	6.3	1.5
AJX14-63-22-3T	3	63	60	51.1	22	50	10.4	6.3	2
AJX14-63-22-4T	4	63	60	51.1	22	50	10.4	6.3	2
AJX14-80-27-4T	4	80	76	68.1	27	50	12.4	7	2
AJX14-100-32-5T	5	100	96	88.1	32	50	14.4	8	2

配件 Mating

型号 Cat.No	刀片 Insert	压板 Clamp piece	螺钉 Clamp screw	扳手 Wrench
AJX12	JDMW120420ZDSR-FT	AJX-12	M4X9	T15
AJX14	JDMW140520ZDSR-FT	AJX-14	M5X12	T20

适用刀片 Insert

型号 Cat.No	FH72020	VP15TF	VP30RT	刀片形状 Insert shape	尺寸Size (mm)					排屑槽	MITSUBISHI (三菱)
					B3°	D1	S1	F1	Re		
JDMW120420ZDSR-FT	●	●	●		15	12	4.76	5	2	无	
140520ZDSR-FT	●	●	●		15	14	5.56	5	2	无	
JDMT120420ZDSR-ST	●	●	●		15	12	4.76	5	2	有	
120420ZDSR-JM	●	●	●		15	12	4.76	5	2	有	
140520ZDSR-ST	●	●	●		15	14	5.56	5	2	有	
140520ZDSR-JM	●	●	●		15	14	5.56	5	2	有	

低转速，高进给
切削效率是普通圆鼻面铣刀盘的3倍
锥形设计，钢性高

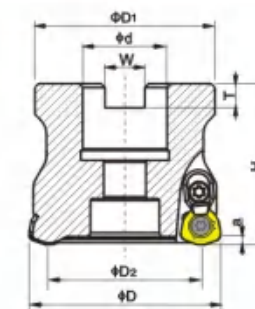
Low-speed, high feed
Cutting efficiency of an ordinary cutter round nose and face plate 3 times
Cone design, steel high

TXP快进给面铣刀盘
TXP High feedrate face mill



- 使用11° 正角刀片
- 双重夹紧机构刚性好
- 最适合大进给切削
- 具有标准冷却孔
- 刀片为特殊形状的3刃角型

- ★ The use of 11° positive angle blade
- ★ Double clamping body rigidity
- ★ The most suitable for large-feed cutting
- ★ With standard cooling holes
- ★ 3 for special shaped blade edge angle



型号 Cat.No	尺寸Size								
	⚙️	D	D1	D2	d	H	W	T	a
TXP06-50-22-4T	4	50	47	41.4	22	50	10.4	6.3	1.5
TXP08-50-22-3T	3	50	47	38.6	22	50	10.4	6.3	1.5
TXP08-63-22-4T	4	63	59	51.6	22	50	10.4	6.3	1.5
TXP08-80-27-4T	4	80	70	68.6	27	50	12.4	7	1.5
TXP08-100-32-6T	6	100	90	88.6	32	50	14.4	8	1.5

配件 Mating

型号 Cat.No	刀片 Insert	压板 Clamp piece	螺钉 Clamp screw	扳手 Wrench
TXP06	WPMW06X415ZPR	TXP-06	M4X9	T15
TXP08	WPMW080615ZSR	TXP-08	M5X12	T20

适用刀片 Insert

型号 Cat.No	AH120	AH140	T3030	T1015	刀片形状 Insert shape	尺寸Size (mm)				Tunggalloy (东钨)
						A	B	T	R	
WPMW06X415ZPR	●	●	●	●		6	9.525	4.2	1.5	
WPMT06X415ZPR-ML	●	●	●			6	9.525	4.2	1.5	
06X415ZPR-MH	●	●				6	9.525	4.2	1.5	
WPMT080615ZPR	●	●	●	●		8	12.87	6.35	1.5	
080615ZPR-ML	●	●	●			8	12.87	6.35	1.5	
080615ZPR-MH	●	●				8	12.87	6.35	1.5	

低转速，高进给
切削效率是普通圆鼻面铣刀盘的3倍
锥形设计，钢性高

Low-speed, high feed
Cutting efficiency of an ordinary cutter round nose and face plate 3 times
Cone design, steel high

SKS快进给面铣刀盘
SKS High feedrate face mill

ASR快进给面铣刀盘
ASR/ASRT High feedrate face mill



- 使用15°正角刀片
- 双重夹紧机构刚性好
- 最适合大进给切削
- 具有标准冷却孔
- 刀片为特殊形状的3刃角型

- ★ The use of 15° positive angle blade
- ★ Double clamping body rigidity
- ★ The most suitable for large-feed cutting
- ★ With standard cooling holes
- ★ 3 for special shaped blade edge angle



- 双重夹紧机构刚性好
- 最适合大进给切削
- 具有标准冷却孔
- 刀片为特殊形状的4刃角型

- ★ Double clamping body rigidity
- ★ The most suitable for large-feed cutting
- ★ With standard cooling holes
- ★ 4 for special shaped blade edge angle

型号 Cat.No	尺寸Size						
	⚙	D	D1	d	H	W	T
SKS08-50-22-4T	4	50	47	22	50	10.4	6.3
SKS08-63-22-4T	4	63	60	22	50	10.4	6.3
SKS08-66-27-4T	4	66	60	27	50	12.4	7
SKS08-80-27-5T	5	80	70	27	55	12.4	7
SKS08-100-32-6T	6	100	90	32	55	14.4	8

型号 Cat.No	尺寸Size						
	⚙	D	D1	d	H	W	T
ASR-50-22-4T	4	50	47	22	50	10.4	6.3
ASRT-63-22-4T	4	63	60	22	50	10.4	6.3
ASRT-80-27-5T	5	80	70	27	50	12.4	7
ASRT-100-32-5T	5	100	90	32	50	14.4	8
ASRT-125-40-6T	6	125	90	40	50	16.4	9
ASRT-160-40-8T	8	160	120	40	50	16.4	9
ASRT-200-60-8T	8	200	120	60	50	25.7	14
ASRT-200-60-10T	10	200	120	60	50	25.7	14

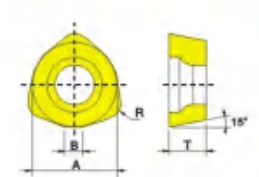
配件 Mating

型号 Cat.No	刀片 Insert	压板 Clamp piece	螺钉 Clamp screw	扳手 Wrench
SKS08	WDMW080520ZTR	SKS-08	M4.5X10.5/M5X11	T20

配件 Mating

型号 Cat.No	刀片 Insert	压板 Clamp piece	螺钉 Clamp screw	扳手 Wrench
ASR	EPNW0603TN-8	-	M2.5X6	T8
ASRT	SDNW1505ZDTN-15	ASRT-15	M5X12	T20

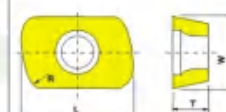
适用刀片 Insert

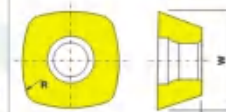
型号 Cat.No	JC5015	JC5040	JC600	JC730U	JC8015	刀片形状 Insert shape	尺寸Size (mm)			
							A	B	T	R
WDMW06T320ZTR	●	●			●		10	1.2	3.97	2
O80520ZTR	●	●			●		13	1.5	5.5	2
10X620ZTR	●	●					16	2.0	6	2
WDMT080520ZER			●	●			13	1.5	5.5	2
10X620ZER			●	●			16	2.0	6	2
WDHW06T320ZTR	●	●					10	1.2	3.97	2
O80520ZTR	●	●				13	1.5	5.5	2	

低转速，高进给
切削效率是普通圆鼻面铣刀盘的3倍
锥形设计，钢性高

Low-speed, high feed
Cutting efficiency of an ordinary cutter round nose and face plate 3 times
Cone design, steel high

适用刀片 Insert

型号 Cat.No	JX8045	GX2030	JX1005	JX1015	JX1020	JX1045	JX1060	刀片形状 Insert shape	尺寸Size (mm)					排屑槽	HITACHI (田村)
									R	L	T	W			
EPNW0603TN-8	●	●	●	●	●	●	●		8	10	3.18	6.35		无	
EPMT0603TN-8	●	●	●	●	●	●	●		8	10	3.18	6.35		有	

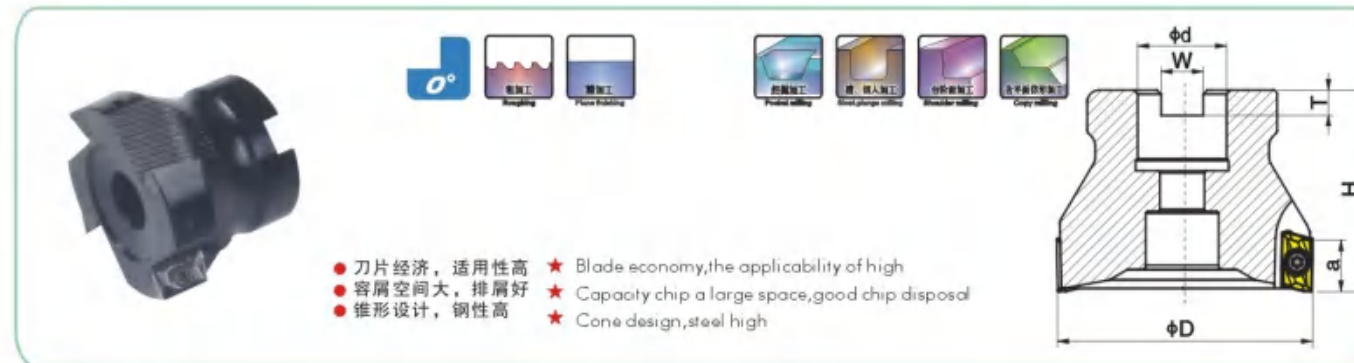
型号 Cat.No	JX1045	TB6005	TB6020	TB6045	TB6060	CY150	CY250	GX30	GX2030	GH550	刀片形状 Insert shape	尺寸Size (mm)					排屑槽	HITACHI (田村)
												R	L	T	W			
SDNW1505ZDTN-R15	●	●		●	●	●	●	●				8	10	3.18	6.35		无	
SDMT1505ZDTN-R15	●			●	●							8	10	3.18	6.35		有	
SDMT1505ZDTN-C15	●			●	●					●								
SDMT1505ZDTN-R15	●			●	●													
SDEW1505ZDTN-R15	●			●	●													

BAP快进给面铣刀盘
BAP Right angle shoulder face mill

AHUB直角台肩壳形铣刀
AHUB Right angle shoulder face mill



● 11° 正角刀片
 ● 适配多种材质刀片, 可适用铝 钢铁削
 ● 螺丝锁紧, 容屑空间大, 排屑好
 ● 切削轻快, 阻力小
 ★ 11° positive angle blade
 ★ Adaptive multi-material blade, applicable to aluminum steel milling
 ★ Screw locking, allow a large space debris, a good chip disposal
 ★ Cutting light, the resistance of small



● 刀片经济, 适用性高
 ● 容屑空间大, 排屑好
 ● 锥形设计, 刚性高
 ★ Blade economy, the applicability of high
 ★ Capacity chip a large space, good chip disposal
 ★ Cone design, steel high

型号 Cat.No	尺寸Size						
	⚙	D	d	H	W	T	a
BAP300R-40-16-5T	5	40	16	40	8.4	5.6	9
BAP300R-50-22-6T	6	50	22	50	10.4	6.3	9
BAP400R-50-22-4T	4	50	22	50	10.4	6.3	14
BAP400R-63-22-5T	5	63	22	50	10.4	6.3	14
BAP400R-80-27-6T	6	80	27	50	12.4	7	14
BAP400R-100-32-7T	7	100	32	50	14.4	8	14
BAP400R-125-40-8T	8	125	40	63	16.4	9	14
BAP400R-160-40-8T	8	160	40	63	16.4	9	14
BAP400R-200-60-9T	9	200	60	63	25.7	14	14
BAP400R-63-25.4-5T	5	63	25.4	50	10	6	14
BAP400R-80-25.4-6T	6	80	25.4	50	10	6	14
BAP400R-100-31.75-7T	7	100	31.75	50	13	8	14
BAP400R-125-38.1-8T	8	125	38.1	63	16.2	10	14
BAP400R-160-50.8-9T	9	160	50.8	63	19.3	11	14

型号 Cat.No	尺寸Size						
	⚙	D	d	H	W	T	a
AHUB-50-22-4T	4	50	22	50	10.4	6.3	16
AHUB-63-22-5T	5	63	22	50	10.4	6.3	16
AHUB-80-27-6T	6	80	27	50	12.4	7	16
AHUB-100-32-6T	6	100	32	50	14.4	8	16

配件 Mating

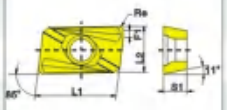
配件 Mating

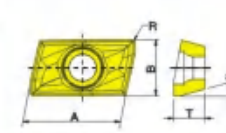
型号 Cat.No	刀片 Insert	螺钉 Clamp screw	扳手 Wrench
BAP300R	APMT1135PDER	M2.5X6	T8
BAP400R	APMT1604PDER	M4X9	T15

型号 Cat.No	刀片 Insert	螺钉 Clamp screw	扳手 Wrench
AHUB	JDMT1505□□R	M4x9	M4x10

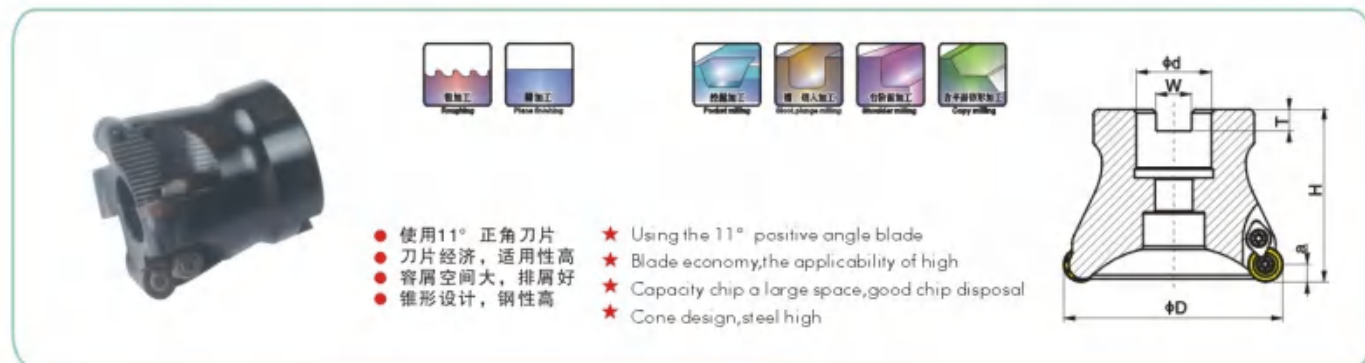
适用刀片 Insert

适用刀片 Insert

型号 Cat.No	F7030	F620	VP15TF	UP20M	NX2525	NX4545	UT120T	HT110	P201	H101	刀片形状 Insert shape	尺寸Size (mm)					品牌
												L1	L2	S1	F1	Re	
APMT1604PDER-H1	●		●				●					16.5	9.525	4.76	1.7	0.4	MITSUBISHI (山崎)
1604PDER-H2	●	●	●	●	●	●	●					16.5	9.525	4.76	1.7	0.8	
APMT1604PDER-M2	●	●	●			●			●			16.5	9.525	4.76	1.7	0.8	ROSS
APMT1604DDR									●			16.5	9.525	4.76	1.7	0.8	
APKT160402PDSR												16.4	9.525	4.76	-	0.2	

型号 Cat.No	PTH30E	TB6045	PTH40H	PTH13S	JX8045	JP4020	刀片形状 Insert shape	尺寸Size (mm)				品牌
								A	B	T	R	
JDMT150504R	●	●		●	●	●		16	9.12	5	0.4	HITACHI (日立)
JDMT150508R	●	●	●	●	●	●		16	9.12	5	0.8	
JDMT150520R	●				●	●		16	9.12	5	2.0	
JDMT150530R	●		●		●	●		16	9.12	5	3.0	

FMR圆鼻面铣刀盘
FMR Round dowel face mill



型号 Cat.No	尺寸Size						
	齿数	D	d	H	W	T	a
FMR-4R-50-22-4T	4	50	22	50	10.4	6.3	4
FMR-4R-63-22-5T	5	63	22	50	10.4	6.3	4
FMR-4R-80-27-6T	6	80	27	50	12.4	6.3	4
FMR-4R-100-32-6T	6	100	32	50	14.4	6.3	4
FMR-5R-50-22-4T	4	50	22	50	10.4	6.3	5
FMR-5R-63-22-5T	5	63	22	50	10.4	6.3	5
FMR-5R-80-27-6T	6	80	27	50	12.4	7	5
FMR-5R-100-32-6T	6	100	32	50	14.4	7	5
FMR-5R-125-40-7T	7	125	40	63	16.4	9	5
FMR-5R-160-40-8T	8	160	40	63	16.4	9	5
FMR-5R-63-25.4-5T	5	63	25.4	50	10	6	5
FMR-5R-80-25.4-6T	6	80	25.4	50	10	6	5
FMR-5R-100-31.75-6T	6	100	31.75	50	13	8	5

配件 Mating

型号 Cat.No	刀片 Insert	压板 Clamp piece	螺钉 Clamp screw	扳手 Wrench
FMR-4R	RPMW\T0802	HR-4R	M4X9/M3.5X10B	T15
FMR-5R	RPMW\T1003	HR-5R	M4X9/M3.5X10B	T15

圆刀片切削刃强度高
系列产品品种丰富
最适合磨具材料加工

Circular blade cutting edge strength is high.
Series of products rich variety.
The most suitable mold materials processing.

FMRC圆鼻面铣刀盘
FMRC Round dowel face mill



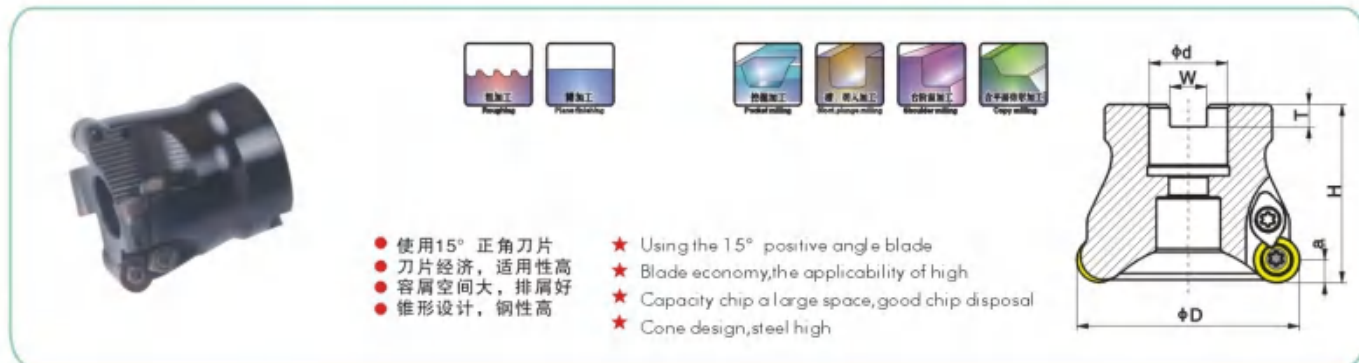
型号 Cat.No	尺寸Size						
	齿数	D	d	H	W	T	a
FMRC-5R-50-22-4T	4	50	22	50	10.4	6.3	5
FMRC-5R-63-22-5T	5	63	22	50	10.4	6.3	5
FMRC-5R-80-27-6T	6	80	27	50	12.4	7	5
FMRC-5R-100-32-6T	6	100	32	50	14.4	8	5
FMRC-6R-50-22-4T	4	50	22	50	10.1	6.3	6
FMRC-6R-63-22-5T	5	63	22	50	10.1	6.3	6
FMRC-6R-80-27-6T	6	80	27	50	12.4	7	6
FMRC-6R-100-32-6T	6	100	32	50	14.4	8	6
FMRC-8R-63-22-5T	5	63	22	50	10.4	6.3	8
FMRC-8R-80-27-6T	6	80	27	50	12.4	7	8
FMRC-8R-100-32-6T	6	100	32	50	14.4	8	8
FMRC-8R-125-40-6T	6	125	40	63	16.4	9	8
FMRC-8R-160-40-8T	8	160	40	63	16.4	9	8
FMRC-8R-200-60-9T	9	200	60	63	25.7	14	8
FMRC-10R-100-32-6T	6	100	32	63	14.4	8	10
FMRC-10R-125-40-6T	6	125	40	63	16.4	9	10


配件 Mating

型号 Cat.No	刀片 Insert	压板 Clamp piece	螺钉 Clamp screw	扳手 Wrench
FMRC-5R	RC□T10T3MO	HR-5R	M4X9/M3.5X10B	T15
FMRC-6R	RC□T1204MO	HR-6R	M4X9/5X12	T15
FMRC-8R	RC□T1606MO	HR-8R	M5X12	T20
FMRC-10R	RC□T2006MO	HR-10R	M5X12/M6X18	T20/T30

FMRD 圆鼻面铣刀盘
FMRD Round dowel face mill

FMRT 圆鼻面铣刀盘
FMRT Round dowel face mill





- 使用15° 正角刀片
- 刀片经济, 适用性高
- 容屑空间大, 排屑好
- 锥形设计, 钢性高

- ★ Using the 15° positive angle blade
- ★ Blade economy,the applicability of high
- ★ Capacity chip a large space,good chip disposal
- ★ Cone design,steel high





- 使用11° 正角刀片
- 刀片经济, 适用性高
- 容屑空间大, 排屑好
- 锥形设计, 钢性高

- ★ Using the 11° positive angle blade
- ★ Blade economy,the applicability of high
- ★ Capacity chip a large space,good chip disposal
- ★ Cone design,steel high

型号 Cat.No	尺寸Size						
	\odot	D	d	H	W	T	a
FMRD-5R-50-22-4T	4	50	22	50	10.4	6.3	5
FMRD-5R-63-22-5T	5	63	22	50	10.4	6.3	5
FMRD-5R-80-27-6T	6	80	27	50	12.4	7	5
FMRD-5R-100-32-6T	6	100	32	50	14.4	8	5
FMRD-6R-50-22-4T	4	50	22	50	10.4	6.3	6
FMRD-6R-63-22-5T	5	63	22	50	10.4	6.3	6
FMRD-6R-80-27-6T	6	80	27	50	12.4	7	6
FMRD-6R-100-32-6T	6	100	32	50	14.4	8	6
FMRD-8R-63-22-5T	5	63	22	50	10.4	6.3	8
FMRD-8R-80-27-6T	6	80	27	50	12.4	7	8
FMRD-8R-100-32-8T	8	100	32	50	14.4	8	8

型号 Cat.No	尺寸Size						
	\odot	D	d	H	W	T	a
FMRT-5R-50-22-4T	4	50	22	50	10.4	6.3	5
FMRT-5R-63-22-5T	5	63	22	50	10.4	6.3	5
FMRT-5R-80-27-6T	6	80	27	50	12.4	7	5
FMRT-5R-100-32-6T	6	100	32	50	14.4	7	5
FMRT-5R-125-40-7T	7	125	40	63	16.4	9	5
FMRT-5R-160-40-8T	8	160	40	63	16.4	9	5
FMRT-5R-63-25.4-5T	5	63	25.4	50	10	6	5
FMRT-5R-80-25.4-6T	6	80	25.4	50	10	6	5
FMRT-5R-100-31.75-6T	6	100	31.75	50	13	8	5
FMRT-6R-50-22-4T	4	50	22	50	10.4	6.3	6
FMRT-6R-63-22-5T	5	63	22	50	10.4	6.3	6
FMRT-6R-80-27-6T	6	80	27	50	12.4	7	6
FMRT-6R-100-32-6T	6	100	32	50	14.4	8	6
FMRT-6R-125-40-7T	7	125	40	63	16.4	9	6
FMRT-6R-160-40-8T	8	160	40	63	16.4	9	6
FMRT-6R-200-60-9T	9	200	60	63	25.7	14	6
FMRT-6R-63-25.4-5T	5	63	25.4	50	10	6	6
FMRT-6R-80-25.4-6T	6	80	25.4	50	10	6	6
FMRT-6R-100-31.75-6T	6	100	31.75	50	13	6	6

配件 Mating

型号 Cat.No	刀片 Insert	压板 Clamp piece	螺钉 Clamp screw	扳手 Wrench
FMRD-5R	RD□□10T3MO	HR-5R	M4X9/M3.5X10B	T15
FMRD-6R	RD□□1204MO	HR-6R	M4X9/5X12	T15
FMRD-8R	RD□□1604MO	HR-8R	M5X12	T20

配件 Mating

型号 Cat.No	刀片 Insert	压板 Clamp piece	螺钉 Clamp screw	扳手 Wrench
FMRT-5R	RPMW\T10T3	HR-5R	M4X9/M3.5X10B	T15
FMRT-6R	RPMW\T1204	HR-6R	M4X9/M3.5X10B	T15

KM-45° 面铣刀盘
KM-45° Face mill

RAP-75° 面铣刀盘
RAP-75° face mill



45°

- 适配钢件、铸件、铝件多种材质刀片，适切范围广
- 容屑空间大，排屑好
- 可适用平面铣削的精加工
- 大前角，切削负荷小

★ Fit steel, castings, aluminum pieces of various materials blade, the relevance of a wide range of

★ Capacity chip a large space, good chip disposal

★ Planar milling finishing applicable

★ Large rake angle, cutting a small load



- 使用APMT1604废弃刀片，节约成本
- ★ Abandoned the use of APMT1604 blade, cost savings

型号 Cat.No	尺寸Size						
	齿数	D	D1	d	H	W	T
KM12-50-22-4T	4	50	64	22	50	10.4	6.3
KM12-63-22-5T	5	63	77	22	50	10.4	6.3
KM12-80-27-6T	6	80	94	27	50	12.4	7
KM12-100-32-6T	6	100	114	32	50	14.4	8
KM12-125-40-6T	6	125	139	40	63	16.4	9
KM12-160-40-6T	6	160	174	40	63	16.4	9
KM12-200-60-8T	8	200	210	60	63	25.7	14
KM12-250-60-10T	10	250	260	60	63	25.7	14
KM12-63-25.4-5T	5	63	77	25.4	50	10	6
KM12-80-25.4-5T	5	80	94	25.4	50	10	6
KM12-100-31.75-6T	6	100	114	31.75	50	13	8

型号 Cat.No	尺寸Size						
	齿数	D	d	H	W	T	a
RAP400R-63-22-5T	5	63	22	50	10.4	6.3	8
RAP400R-80-27-5T	5	80	27	50	12.4	7	8
RAP400R-100-32-6T	6	100	32	50	14.4	8	8

配件 Mating

型号 Cat.No	刀片 Insert	螺钉 Clamp screw	扳手 Wrench
KM12	SEHT1204	M5X12	T20

配件 Mating

型号 Cat.No	刀片 Insert	螺钉 Clamp screw	扳手 Wrench
RAP400R	APMT1604 PDER	M4X9	T15

适用刀片 Insert

型号 Cat.No	刀片形状 Insert shape										尺寸Size (mm)			品牌			
	WAP25	WAP35	WTP35	WXP45	WPM	WXM35	WAK15	WAK25	WKM	WK10	P201F	P201	H101		D1	S1	排屑槽
SEHT1204AFN	●	●	●	●	●				●					12.7	4.76	有	WALTER (瓦尔特)
1204AFN-K88									●					12.7	4.76	有	
SEHW1204AFN	●	●	●	●	●	●	●	●						12.7	4.76	無	ROSS
SEHT1204AFFN									●	●	●			12.7	4.76	無	

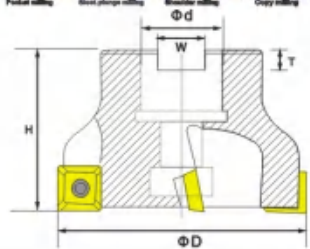
适用刀片 Insert

型号 Cat.No	刀片形状 Insert shape											尺寸Size (mm)					品牌				
	F7030	F620	VP15TF	UP20M	NX2525	NX4545	UT120T	HT110	NCM325	PC3535	PC3545	PC3530	PC6510	PD2000	H01	L1		L2	S1	F1	Re
APMT1604PDER-H1	●						●									16.5	9.525	4.76	1.7	0.4	MITSUBISHI (山崎)
1604PDER-H2	●						●									16.5	9.525	4.76	1.7	0.8	
1604PDER-H4	●						●									16.5	9.525	4.76	1.7	1.6	
1604PDER-H6	●						●									16.5	9.525	4.76	1.7	2.4	
1604PDER-H8	●						●									16.5	9.525	4.76	1.7	3.2	
APMT1604PDER-M2	●	●					●									16.5	9.525	4.76	1.7	0.8	KORLOY (冠珠)
APGT1604PDER-G2	●															16.5	9.525	4.76	1.7	0.8	
APKT1604PDSR								●	●	●	●	●				16.4	9.525	4.76	-	0.8	
1604PDFR-MA													●	●		16.4	9.525	4.76	-	0.8	

FM90° 面铣刀盘
FM90° Face mill



- 可用于插铣, 平面、台阶面、槽加工
- 低切削力, 大前角, 切削轻快
- 高生产率, 高精度
- ★ Can be used to insert milling, flat, level surface, groove
- ★ Low cutting force, large rake angle, cutting light
- ★ High productivity, high-precision



型号 Cat.No	尺寸Size					
	齿数	D	D1	H	W	T
FM09-50-22-4T	4	50	22	50	10.4	6.3
FM09-63-22-5T	5	63	22	50	10.4	6.3
FM09-80-27-6T	6	80	27	50	12.4	7
FM09-100-32-8T	8	100	32	50	14.4	8

配件 Mating

型号 Cat.No	刀片 Insert	螺钉 Clamp screw	扳手 Wrench
FM-09	SECT09T308	M3X8	T8

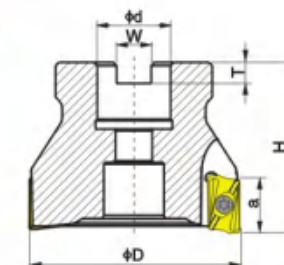
适用刀片 Insert

型号 Cat.No	WAP25	WAP35	WTP35	WXP45	WPM	WXM35	WAK15	WAK25	WKM	WK10	P201	刀片形状 Insert shape	尺寸Size (mm)			
													D1	S2	排屑槽	
SEET09308PDER	●	●	●	●	●	●	●	●	●	●	●		9.52	4.01	有	WALTER (瓦尔特)
SEHT09T308PDER	●	●	●	●	●	●	●	●	●	●	●		9.52	4.01	有	ROSS
SEMT09T308PDER													9.52	4.01	有	ROSS

R390直角台肩面铣刀盘
R390 Right angle shoulder face mill



- 适配山特维克精磨刀片
- 精度高, 适于精加工
- 锥形设计, 刚性高
- ★ Adapter grinding blade Sandvik
- ★ High precision, suitable for finishing
- ★ Cone design, steel high



型号 Cat.No	尺寸Size					
	齿数	D	d	H	W	T
R390-11-50-22-4T	4	50	22	50	10.4	6.3
R390-11-63-22-4T	4	63	22	50	10.4	6.3
R390-17-63-22-4T	4	63	22	50	10.4	6.3
R390-17-80-27-6T	6	80	27	50	12.4	7
R390-17-100-32-6T	6	100	32	50	14.4	8
R390-17-125-40-6T	6	125	40	63	16.4	9
R390-17-160-40-8T	8	160	40	63	16.4	9

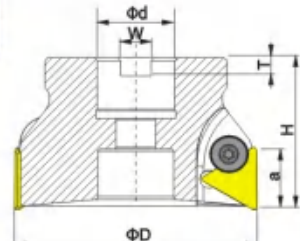
配件 Mating

型号 Cat.No	刀片 Insert	螺钉 Clamp screw	扳手 Wrench
R390-11	R390-11T308	M2.5X6	T8
R390-17	R390-170408	M3.5X9	T15

适用刀片 Insert

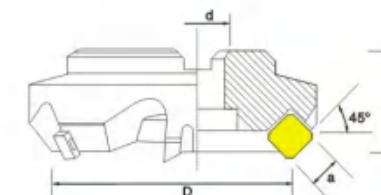
型号 Cat.No	1205	1030	4042	530	刀片形状 Insert shape	尺寸Size				
						L1	L2	S1	Re	
R390-11T308M-PM	●	●	●	●		11	6.8	3.5	0.8	SANDVIK (山特维特)
R390-11T308M-KM	●	●	●	●		17	9.6	4.76	0.8	
R390-170408M-PM	●	●	●	●						
R390-170408M-KM	●	●	●	●						

TP直角台肩面铣刀盘
TP Right angle shoulder Face mill



- 使用传统刀片, 节约成本
- ★ Equipped with a traditional blade, cutting low-cost

SD45°面铣刀盘
SD45° Face mill cutter



- 使用15°正角刀片
- 采用高刚性硬质合金刀垫
- ★ Using the blade angle is 15°
- ★ High-rigidity alloy knife pad.

型号 Cat.No	尺寸Size						
		D	d	H	W	T	a
TP11-40-16-4T	4	40	16	45	8.4	5.6	9
TP11-50-22-4T	4	50	22	50	10.4	6.3	9
TP16-50-22-4T	4	50	22	50	10.4	6.3	14
TP22-63-22-3T	3	63	22	50	10.4	6.3	18
TP22-80-27-4T	4	80	27	50	12.4	7	18
TP22-100-32-5T	5	100	32	50	14.4	8	18
TP22-125-40-6T	6	125	40	60	16.4	9	18
TP22-160-40-7T	7	160	40	63	16.4	9	18
TP22-200-60-8T	8	200	60	63	25.7	14	18
TP22-63-25.4-3T	3	63	25.4	50	10	6	18
TP22-80-25.4-4T	4	80	25.4	50	10	6	18
TP22-100-31.75-5T	5	100	31.75	50	13	8	18
TP22-125-38.1-6T	6	125	38.1	60	16.2	10	18
TP22-160-38.1-7T	7	160	38.1	63	16.2	10	18
TP22-200-47.625-8T	8	200	47.625	63	25.4	14.3	18

配件 Mating

型号 Cat.No	刀片 Insert	压板 Clamp piece	螺钉 Clamp screw	扳手 Wrench
TP11	TP□N1103	DTP11	DTP-M4	L2.5
TP16	TP□N1603	DTP16	DTP-M5	L3
TP22	TP□N2204	DTP22	DTP-M5	L3

适用刀片 Insert

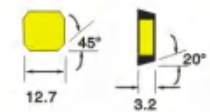
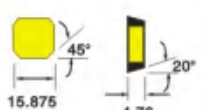
型号 Cat.No	UT120	NX2525	JC5015	P201	刀片形状 Insert shape	尺寸Size (mm)			MITSUBISHI (山崎) ROSS
						D1	S1	排屑槽 Chip breaker	
TPKN1603PDR	●	●	●	●		9.525	3.18	无(without)	
TPMN1603PDR	●	●	●	●		9.525	3.18	无(without)	
TPKN2204PDR	●	●	●	●		12.7	4.76	无(without)	
TPMN220408	●	●	●	●		12.7	4.76	无(without)	
TPUM110308	●	●	●	●		6.35	3.18	无(without)	
TPMN110308	●	●	●	●	6.35	3.18	无(without)		

型号 Cat.No		外径 D	孔径 d	高度 H	刀片规格 Insert
SD-445-03-25.4-5T	5	80	25.4	55	SDKN1203
SD-445-04-31.75-5T	5	100	31.75	55	
SD-445-05-38.1-6T	6	125	38.1	60	
SD-445-06-50.8-8T	8	160	50.8	60	
SD-445-08-47.625-10T	10	200	47.625	65	
SD-445-10-47.625-12T	12	250	47.625	65	
SD-445-12-47.625-14T	14	300	47.625	65	
SD-545-03-25.4-5T	5	80	25.4	55	SDKN1504
SD-545-04-31.75-5T	5	100	31.75	55	
SD-545-05-38.1-6T	6	125	38.1	60	
SD-545-06-50.8-8T	8	160	50.8	60	
SD-545-08-47.625-10T	10	200	47.625	65	
SD-545-10-47.625-12T	12	250	47.625	65	
SD-545-12-47.625-14T	14	300	47.625	65	

SE45° 面铣刀盘
SE45° Face mill cutter



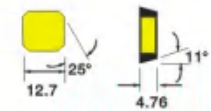
- 使用20° 正角刀片
- 大前角刃形
- 采用高刚性硬质合金刀垫
- ★ Using the blade angle is 20°
- ★ Large front-edge-shaped
- ★ High-rigidity alloy knife pad.

型号 Cat.No	齿数	外径 D	孔径 d	高度 H	刀片规格 Insert	
SE-445-63-22-4T	4	63	22	50	SEKN1203 	
SE-445-63-25.4-4T	4	63	25.4	50		
SE-445-03-25.4-5T	5	80	25.4	50		
SE-445-04-31.75-6T	6	100	31.75	50		
SE-445-05-38.1-7T	7	125	38.1	50		
SE-445-06-50.8-8T	8	160	50.8	55		
SE-445-08-47.625-10T	10	200	47.625	55		
SE-445-10-47.625-12T	12	250	47.625	55		
SE-445-12-47.625-14T	14	300	47.625	55		
SE-545-03-25.4-5T	5	80	25.4	50		SEKN1504 
SE-545-04-31.75-6T	6	100	31.75	50		
SE-545-05-38.1-7T	7	125	38.1	50		
SE-545-06-50.8-8T	8	160	50.8	55		
SE-545-08-47.625-10T	10	200	47.625	55		
SE-545-10-47.625-12T	12	250	47.625	55		
SE-545-12-47.625-14T	14	300	47.625	55		


SP65° 平面铣刀盘
SP65° Face mill cutter



- 使用11° 正角刀片
- 采用高刚性硬质合金刀垫
- ★ Using the blade angle is 11°
- ★ High-rigidity alloy knife pad.

型号 Cat.No	齿数	外径 D	孔径 d	高度 H	刀片规格 Insert
SP-435-03-25.4-5T	5	80	25.4	55	SPKN1204 
SP-435-04-31.75-5T	5	100	31.75	55	
SP-435-05-38.1-6T	6	125	38.1	60	
SP-435-06-50.8-8T	8	160	50.8	60	
SP-435-08-47.625-10T	10	200	47.625	65	
SP-435-10-47.625-12T	12	250	47.625	65	
SP-435-12-47.625-14T	14	300	47.625	65	
SP-535-03-25.4-5T	5	80	25.4	55	
SP-535-04-31.75-5T	5	100	31.75	55	
SP-535-05-38.1-6T	6	125	38.1	60	
SP-535-06-50.8-8T	8	160	50.8	60	
SP-535-08-47.625-10T	10	200	47.625	65	
SP-535-10-47.625-12T	12	250	47.625	65	
SP-535-12-47.625-14T	14	300	47.625	65	

FP75° 平面铣刀盘
FP75° Face mill cutter



- 使用11° 正角刀片
- 采用高刚性硬质合金刀垫
- ★ Using the blade angle is 11°
- ★ High-rigidity alloy knife pad.

型号 Cat.No	齿数	外径 D	孔径 d	高度 H	刀片规格 Insert
FP-03-25.4-5T	5	80	25.4	55	SPKN1203 
FP-04-31.75-6T	6	100	31.75	55	
FP-05-38.1-8T	8	125	38.1	60	
FP-06-50.8-10T	10	160	50.8	60	
FP-08-47.625-12T	12	200	47.625	65	
FP-10-47.625-16T	16	250	47.625	65	
FP-12-47.625-20T	20	300	47.625	65	

APC玉米型粗铣刀盘
APC Shell type tough cutting end mills




● 高效能型粗铣刀，能加工深孔。
● 尺寸可由刀杆随意变换深度，发挥最大效能。

★ High-performance-based rough milling, deep hole can be processed.
★ Arbor size can be arbitrarily change the depth of maximum efficiency.

型号 Cat.No	Z	尺寸 Size				刀片 Insert	螺钉 Clamp screw	扳手 wrench
		D	d	A	H			
APC-50-22-45L	9	50	22	45	64	APKT1604	M4	T15
APC-63-25.4-45L	12	63	25.4	45	64			
APC-63-25.4-68L	20	63	25.4	68	90			

SPC玉米型粗铣刀盘
SPC shell type tough cutting end mills



● 高效能型粗铣刀，能加工深孔。
● 尺寸可由刀杆随意变换深度，发挥最大效能。

★ High-performance-based rough milling, deep hole can be processed.
★ Arbor size can be arbitrarily change the depth of maximum efficiency.

型号 Cat.No	Z	尺寸 Size				刀片 Insert			螺钉 Clamp screw	扳手 wrench	
		D	d	A	H	T	T	T			
SPC-80-31.75-80L	6	80	31.75	67	80	LPMT1504	3	SPMT1204	18	M5	T20
SPC-80-32-80L	6	80	32	67	80	LPMT1504	3	SPMT1204	18	M5	T20
SPC-100-40-100L	8	100	40	77	100	LPMT1504	4	SPMT1204	24	M5	T20

铣刀杆 B
MILLING B



B 铣削刀具
Milling Tool

ASR直角台肩壳形铣刀
ASR High feedrate end mill



型号 Cat.No	刃数 No. of flutes	尺寸Size			
		D	d	L	L1
ASR2016×160-C16-2T	2	16	16	160	50
ASR2017×160-C16-2T	2	17	16	160	-
ASR2020×160-C20-2T	2	20	20	160	50
ASR2021×160-C20-2T	2	21	20	160	50
ASR2025×160-C25-3T	3	25	25	160	-
ASR2025×200-C25-3T	3	25	25	200	50
ASR2026×200-C25-3T	3	26	25	200	-
ASR2032×160-C32-4T	4	32	32	160	75
ASR2033×160-C32-4T	4	33	32	160	-
ASR2033×200-C32-4T	4	33	32	200	-

配件 Mating

型号 Cat.No	刀片 Insert	螺钉 Clamp screw	扳手 Wrench
ASR20	EPNW0603TN-8 EPMT0603TN-8	M2.5X6	T8

适用刀片 Insert

型号 Cat.No	JX8045	JX1005	JX1015	JX1020	GX2030	JX1045	JX1060	刀片形状 Insert shape	尺寸Size (mm)					排屑槽	HITACHI (日立)
									R	L	T	W			
EPNW0603TN-8	●	●	●	●	●	●	●		8	10	3.18	6.35		无	
EPMT0603TN-8	●	●	●	●	●	●	●		8	10	3.18	6.35		有	

刀杆先进行整体热处理 (硬度达到48HRC), 然后再精修。避免二次热处理时使刀体产生变形, 从而确保了精度和超强的刚性。
Arbor before an overall heat treatment (hardness reached 48 HRC), and then intensive. To avoid secondary heat treatment to make cutter body deformation. So as to ensure the accuracy of the tolerance range and superior rigidity.

AJX快进给立铣刀
AJX High feedrate end mill



型号 Cat.No	刃数 No. of flutes	尺寸Size				
		D	d	L	L1	a
AJX06-1716-160L	2	17	16	160	--	1
AJX08-2120-160L	2	21	20	160	--	1.5
AJX09-2625-200L	2	26	25	200	--	2
AJX12-3332-160L	2	33	32	160	--	2
AJX12-3332-200L	2	33	32	200	--	2
AJX12-3332-250L	2	33	32	250	--	2

配件 Mating

型号 Cat.No	刀片 Insert	压板 Clamp piece	螺钉 Clamp screw	扳手 Wrench
AJX06	JOMW06T215ZZSR	-	M2.5X6	T8
AJX08	JOMW08320ZZSR	-	M3X7	T10
AJX09	JOMW09T320ZDSR	AJX-09	M4X10	T15
AJX12	JOMT120420ZDSR	AJXX-12	M4X10	T15

适用刀片 Insert

型号 Cat.No	FH7020	VP15TF	VP30RT	刀片形状 Insert shape	尺寸Size					MITSUBISHI (三菱)
					B ₃ °	D ₁	S ₁	F ₁	Re	
JOMW06T215ZZSR-FT	●	●	●		13	6.35	2.78	1.2	1.5	
080320ZZSR-FT	●	●	●		13	8	3.18	1.4	2	
JDMW09T320ZDSR-FT	●	●	●		15	9.525	3.97	1.8	2	
120420ZDSR-FT	●	●	●		15	12	4.76	5	2	
JOMT06T215ZZSR-JM	●	●	●		13	6.35	2.78	1.2	1.5	
080320ZZSR-JM	●	●	●		13	8	3.18	1.4	2	
JDMT09T320ZDSR-JM	●	●	●		15	9.525	3.97	1.8	2	
120420ZDSR-ST	●	●	●		15	12	4.76	5	2	
120420ZDSR-JM	●	●	●		15	12	4.76	5	2	

BAP直角台肩铣刀
BAP Right angle shoulder end mill

● 适合强力切削，回转及进刀量是一般铣刀的3倍。
● 适配刀片经济，性价比高

★ Suitable for heavy cutting, rotary and feed volume is times the normal cutter.
★ Adapte blade economy, cost-effective.

型号 Cat.No	刃数 No. of flutes	尺寸Size					
		D	d	L	L1	L2	a
BAP300R-1010-100L	1	10	10	100	30	—	9
BAP300R-1010-120L	1	10	10	120	30	—	9
BAP300R-1212-100L	1	12	12	100	30	—	9
BAP300R-1212-120L	1	12	12	120	30	—	9
BAP300R-1616-120L	2	16	16	120	40	—	9
BAP300R-1616-160L	2	16	16	160	40	—	9
BAP300R-1616-200L	2	16	16	200	40	100	9
BAP300R-1716-160L	2	17	16	160	40	—	9
BAP300R-1716-200L	2	17	16	200	40	—	9
BAP300R-2020-120L	2	20	20	120	40	—	9
BAP300R-2020-160L	2	20	20	160	50	—	9
BAP300R-2020-180L	2	20	20	180	50	—	9
BAP300R-2020-200L	2	20	20	200	50	100	9
BAP300R-2120-160L	2	21	20	160	50	—	9
BAP300R-2120-200L	2	21	20	200	50	—	9
BAP300R-2525-120L	3	25	25	120	50	—	9
BAP300R-2525-160L	3	25	25	160	50	—	9
BAP300R-2525-200L	3	25	25	200	50	—	9
BAP400R-2525-160L	2	25	25	160	50	—	14
BAP400R-2525-200L	2	25	25	200	75	—	14
BAP400R-2525-250L	2	25	25	250	50	115	14
BAP400R-2525-300L	2	25	25	300	50	—	14
BAP400R-3225-200L	2	32	25	200	50	—	14
BAP400R-3225-250L	2	32	25	250	50	—	14
BAP400R-3225-300L	2	32	25	300	50	—	14
BAP400R-3232-160L	2	32	32	160	50	—	14
BAP400R-3232-200L	2	32	32	200	80	—	14
BAP400R-3232-250L	3	32	32	250	60	115	14
BAP400R-3232-300L	3	32	32	300	60	115	14
BAP400R-3532-160L	3	35	32	160	60	—	14
BAP400R-3532-200L	3	35	32	200	60	—	14
BAP400R-3532-250L	3	35	32	250	60	—	14
BAP400R-3532-300L	3	35	32	300	60	—	14
BAP400R-3532-350L	3	35	32	350	60	—	14
BAP400R-3532-400L	3	35	32	400	60	—	14
BAP400R-4032-200L	3	40	32	200	60	—	14
BAP400R-4032-250L	3	40	32	250	60	—	14
BAP400R-4032-300L	3	40	32	300	60	—	14
BAP400R-4032-350L	3	40	32	350	60	—	14
BAP400R-4032-400L	3	40	32	400	60	—	14

BAP直角台肩铣刀
BAP Right angle shoulder end mill

● 适合强力切削，回转及进刀量是一般铣刀的3倍。
● 适配刀片经济，性价比高

★ Suitable for heavy cutting, rotary and feed volume is times the normal cutter.
★ Adapte blade economy, cost-effective.

配件 Mating

型号 Cat.No	刀片 Insert	螺钉 Clamp screw	扳手 Wrench
BAP300R	APMT 1135 PDER	M2.5X6	T8
BAP400R	APMT 1604PDER	M4X9	T15

适用刀片 Insert

型号 Cat.No	刀片形状 Insert shape											尺寸Size					刀片形状 Insert shape				
	F7030	F620	VP15TF	UP20M	NX2525	NX4545	UT120T	HT110	NCM325	PC3535	PC3545	PC3530	PC6510	P201	HT101	B ₃ °		D ₁	S ₁	F ₁	Re
APMT1135PDER-H1	●	●	●	●	●	●	●	●	●	●	●	●	●	●	11	6.35	3.5	1.5	0.4	MITSUBISHI(三菱)	
1135PDER-H2	●	●	●	●	●	●	●	●	●	●	●	●	●	●	11	6.35	3.5	1.2	0.8		
1135PDER-H3	●	●	●	●	●	●	●	●	●	●	●	●	●	●	11	6.35	3.5	0.8	1.2		
1135PDER-H4	●	●	●	●	●	●	●	●	●	●	●	●	●	●	11	6.35	3.5	0.4	1.6		
APMT1135DDR	●	●	●	●	●	●	●	●	●	●	●	●	●	●	11	6.35	3.5	0.4	0.8		
APMT1135PDER-M0	●	●	●	●	●	●	●	●	●	●	●	●	●	●	11	6.35	3.5	1.8	0.2		
1135PDER-M1	●	●	●	●	●	●	●	●	●	●	●	●	●	●	11	6.35	3.5	1.5	0.4		
1135PDER-M2	●	●	●	●	●	●	●	●	●	●	●	●	●	●	11	6.35	3.5	1.2	0.8		
APMT1604DDR	●	●	●	●	●	●	●	●	●	●	●	●	●	●	11	6.35	3.5	1.2	0.8		
APMT1604PDER-H1	●	●	●	●	●	●	●	●	●	●	●	●	●	●	16.5	9.525	4.76	1.7	0.4		
1604PDER-H2	●	●	●	●	●	●	●	●	●	●	●	●	●	●	16.5	9.525	4.76	1.7	0.8		
1604PDER-H4	●	●	●	●	●	●	●	●	●	●	●	●	●	●	16.5	9.525	4.76	1.7	1.6		
1604PDER-H6	●	●	●	●	●	●	●	●	●	●	●	●	●	●	16.5	9.525	4.76	1.7	2.4		
1604PDER-H8	●	●	●	●	●	●	●	●	●	●	●	●	●	●	16.5	9.525	4.76	1.7	3.2		
APMT1604PDER-M2	●	●	●	●	●	●	●	●	●	●	●	●	●	●	16.5	9.525	4.76	1.7	0.8		
APGT1604PFDR-G2	●	●	●	●	●	●	●	●	●	●	●	●	●	●	16.5	9.525	4.76	1.7	0.8		
APKT160402PDSR															16.4	9.525	4.76	-	0.2		ROSS

AHU直角台肩铣刀
AHU Right angle shoulder end mill



型号 Cat.No	尺寸Size					
	D	d	L	L1	L2	a
AHU10-1616-160L	16	16	160	40	--	9
AHU10-1616-200L	16	16	200	40	100	9
AHU10-1716-160L	17	16	160	40	--	9
AHU10-1716-200L	17	16	200	40	--	9
AHU10-2020-160L	20	20	160	50	--	9
AHU10-2020-200L	20	20	200	50	100	9
AHU10-2120-160L	21	20	160	40	--	9
AHU10-2120-200L	21	20	200	50	--	9
AHU15-2525-160L	25	25	160	50	--	14
AHU15-2525-200L	25	25	200	75	--	14
AHU15-2625-160L	26	25	160	50	--	14
AHU15-2625-200L	26	25	200	75	--	14

配件 Mating

型号 Cat.No	刀片 Insert	螺钉 Clamp screw	扳手 Wrench
AHU10	JDMT1003□R	M2.5X6	T8
AHU15	JDMT1050□R	M4X9	T15

适用刀片 Insert

型号 Cat.No	PTH30E	SH8020	TB6045	PTH40H	PTH13S	JX8045	JP4020	刀片形状 Insert shape	尺寸Size (mm)				
									A	B	T	R	
JDMT 100308R-FW	●	●					●		11	6.1	3.5	0.8	HITACHI (日立)
JDMT 100304R	●	●	●		●		●		11	6.1	3.5	0.4	
JDMT 100308R	●	●	●	●	●		●		11	6.1	3.5	0.8	
JDMT 100320R	●	●					●		11	6.1	3.5	2.0	
JDMT150504R		●			●	●	●		16	9.12	5	0.4	
JDMT150508R		●	●		●	●	●		16	9.12	5	0.8	
JDMT150520R						●	●		16	9.12	5	2.0	
JDMT150530R	●		●			●	●		16	9.12	5	3.0	

可进行倾斜加工
壳加工一般钢材及难切削钢材，最适合加工涡轮叶片
Tilt can be processed.
Machinable generally difficult to cut steel products, most suitable for machining turbine blades.

R390直角台肩面铣刀盘
R390 Right angle shoulder face mill



型号 Cat.No	尺寸Size				
	D	d	L	L1	a
R390-11-16x160-C16-2T	16	16	160	40	11
R390-11-16x200-C16-2T	16	16	200	50	11
R390-11-20x160-C20-2T	20	20	160	40	11
R390-11-20x200-C20-2T	20	20	200	50	11
R390-11-25x160-C25-2T	25	25	160	40	11
R390-11-25x200-C25-2T	25	25	200	50	11
R390-17-25x160-C25-2T	25	25	160	40	17
R390-17-25x200-C25-2T	25	25	200	50	17
R390-17-32x200-C25-2T	32	25	200	50	17

配件 Mating

型号 Cat.No	刀片 Insert	螺钉 Clamp screw	扳手 Wrench
R390-11	R390-11T308	M2.5X6	T8
R390-17	R390-170480	M3.5X8	T15

适用刀片 Insert

型号 Cat.No	1205	1030	4042	530	刀片形状 Insert shape	尺寸Size				
						A	B	T	R	
R390-11T308M-PM	●	●	●	●		11	6.8	3.5	0.8	SANDVIK (山特维克)
R390-11T308M-KM	●	●	●	●		11	6.8	3.5	0.8	
R390-170408M-PM	●	●	●	●		17	9.6	4.76	0.8	
R390-170408M-KM	●	●	●	●		17	9.6	4.76	0.8	

T217.69直角台肩精铣刀
T217.69 Right angle shoulder end mill



型号 Cat.No	尺寸Size				
	齿数	D	d	L	L1
T217.69-8x100-C8-1T	1	8	8	100	25
T217.69-10x130-C10-2T	2	10	10	130	30
T217.69-11x130-C10-2T	2	11	10	130	--
T217.69-12x130-C12-2T	2	12	12	130	30
T217.69-13x130-C12-2T	2	13	12	130	--
T217.69-16x160-C16-2T	2	16	16	160	40
T217.69-17x160-C16-2T	2	17	16	160	--
T217.69-20x160-C20-2T	2	20	20	160	40
T217.69-21x160-C20-2T	2	21	20	160	--
T217.69-25x160-C25-2T	2	25	25	160	50
T217.69-25x200-C25-2T	2	25	25	200	60
T217.69-26x160-C25-2T	2	26	25	160	--
T217.69-26x200-C25-2T	2	26	25	200	--

配件 Mating

型号 Cat.No	刀片 Insert	螺钉 Clamp screw	扳手 Wrench
T217.69-D8-D17	XOMX060208	M1.8X4	T6
T217.69-D20-D21	XOMX090308	M2.5X5.5	T8
T217.69-D25-D26	XOMX120408	M3.5X8	T15

适用刀片 Insert

型号 Cat.No	H15	F40M	F30M	Mk1500	Mp2500	T350M	T200M	刀片形状 Insert shape	尺寸Size				
									A	B	T	R	
XOMX060208FR-E03	●	●	●						6.94	4.09	2.45	0.8	SECO
XOMX060208R-M05	●	●							9.94	4.09	2.45	0.8	
XOMX090308FR-E05				●	●	●	●		10.8	6.35	3.65	0.8	
XOMX120408TR-M06	●				●	●	●		11.41	8.18	4.15	0.8	

FMR 圆鼻铣刀
FMR Round down end mill

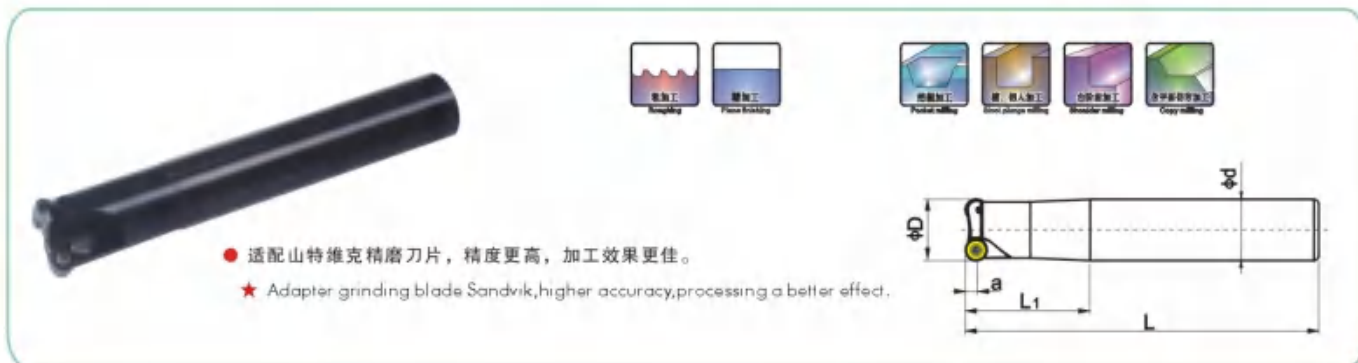


型号 Cat.No	刃数 No. of flutes	尺寸Size					
		D	d	L	L1	L2	a
FMR-4R-1212-120L	1	12	12	120	40	--	4
FMR-4R-1414-120L	1	14	14	120	40	--	4
FMR-4R-1616-120L	2	16	16	120	40	--	4
FMR-4R-1616-160L	2	16	16	160	40	--	4
FMR-4R-1616-200L	2	16	16	200	40	100	4
FMR-4R-1716-160L	2	17	16	160	40	--	4
FMR-4R-1716-200L	2	17	16	200	50	--	4
FMR-4R-2020-160L	2	20	20	160	50	--	4
FMR-4R-2020-200L	2	20	20	200	50	100	4
FMR-4R-2120-160L	2	21	20	160	50	--	4
FMR-4R-2120-200L	2	21	20	200	50	--	4
FMR-5R-2020-160L	2	20	20	160	50	--	5
FMR-5R-2020-200L	2	20	20	200	50	100	5
FMR-5R-2120-160L	2	21	20	160	50	--	5
FMR-5R-2120-200L	2	21	20	200	50	--	5
FMR-5R-2525-160L	2	25	25	160	50	--	5
FMR-5R-2525-200L	2	25	25	200	75	115	5
FMR-5R-2525-250L	2	25	25	250	60	--	5
FMR-5R-3025-120L	2	30	25	120	40	--	5
FMR-5R-3025-160L	2	30	25	160	50	--	5
FMR-5R-3025-200L	2	30	25	200	50	--	5
FMR-5R-3025-250L	2	30	25	250	60	--	5
FMR-5R-3025-300L	2	30	25	300	60	--	5
FMR-5R-3232-160L	2/3	32	32	160	50	--	5
FMR-5R-3232-200L	2/3	32	32	200	50	--	5
FMR-5R-3232-250L	2/3	32	32	250	60	--	5
FMR-5R-3232-300L	2/3	32	32	300	60	--	5
FMR-5R-3532-160L	2/3	35	32	160	50	--	5
FMR-5R-3532-200L	2/3	35	32	200	50	--	5
FMR-5R-3532-250L	2/3	35	32	250	60	--	5
FMR-5R-3532-300L	3	35	32	300	60	--	5
FMR-5R-3532-350L	3	35	32	350	60	--	5
FMR-5R-3532-400L	3	35	32	400	60	--	5
FMR-5R-4032-160L	4	40	32	160	50	--	5
FMR-5R-4032-200L	4	40	32	200	50	--	5
FMR-5R-4032-250L	4	40	32	250	60	--	5
FMR-5R-4032-300L	4	40	32	300	60	--	5
FMR-5R-4032-350L	4	40	32	350	60	--	5
FMR-5R-4032-400L	4	40	32	400	60	--	5

配件 Mating

型号 Cat.No	刀片 Insert	压板 Clamp piece	螺钉 Clamp screw	扳手 Wrench
FMRT-4R	RPM□0802	HR-R4	M3X8	T10
FMRT-5R	RPM□1003	HR-R5	M4X9	T15

FMRC 圆鼻立铣刀
FMRC Round down end mill



型号 Cat.No	刃数 No.of flutes	尺寸Size				
		D	d	L	L1	a
FMRC-5R×2520×160-C20	2	25	20	160	-	5
FMRC-5R×2524×160-C24	2	25	24	160	-	5
FMRC-5R×2525×200-C25	2	25	25	200	75	5
FMRC-5R×2524×200-C24	2	25	24	200	-	5
FMRC-6R×3225×160-C25	2	32	25	160	-	6
FMRC-6R×3225×200-C25	2	32	25	200	-	6
FMRC-6R×3225×250-C25	2	32	25	250	-	6
FMRC-6R×3332×160-C32	2	33	32	160	-	6
FMRC-6R×3332×200-C32	2	33	32	200	-	6
FMRC-6R×3332×250-C32	2	33	32	250	-	6

配件 Mating

型号 Cat.No	刀片 Insert	压板 Clamp piece	螺钉 Clamp screw	扳手 Wrench
FMRC-5R	RC□T10T3MO	HR-5R	M4X9	T15
FMRC-6R	RC□T1204MO	HR-6R	M4X9	T15

适用刀片 Insert

型号 Cat.No	刀片形状 Insert shape											尺寸Size (mm)			SANDVIK (山特维克)	ROSS
	530	1025	P201	3020	3040	4020	4030	4040	H10F	H13A	SM30	D1	d1	S1		
RCKT10T3MO-PM						●	●	●				10	4.0	3.97		
10T3MO-KM				●	●							10	4.0	3.97		
10T3MO-WM	●								●		●	10	4.0	3.97		
10T3MO			●									10	4.0	3.97		
RCKT1204MO-PM						●	●	●				12	4.0	4.76		
1204MO-KM				●	●							12	4.0	4.76		
1204MO-WM	●								●		●	12	4.0	4.76		
1204MO			●									12	4.0	4.76		

FMRD 圆鼻立铣刀
FMRD Round down end mill



型号 Cat.No	刃数 No.of flutes	尺寸Size					
		D	d	L	L1	L2	a
FMRD-2.5R-0808-80L	1	8	8	80	30	-	2.5
FMRD-2.5R-1010-120L	2	10	10	120	40	-	2.5
FMRD-2.5R-1212-120L	2	12	12	120	40	-	2.5
FMRD-3.5R-1010-120L	1	10	10	120	40	-	3.5
FMRD-3.5R-1212-120L	1	12	12	120	40	-	3.5
FMRD-3.5R-1616-120L	2	16	16	120	40	-	3.5
FMRD-3.5R-1616-160L	2	16	16	160	40	-	3.5
FMRD-4R-1212-120L	1	12	12	120	40	-	4
FMRD-4R-1312-120L	1	13	12	120	40	-	4
FMRD-4R-1616-160L	2	16	16	160	40	-	4
FMRD-4R-1615-160L	2	16	15	160	40	-	4
FMRD-4R-1616-200L	2	16	16	200	40	100	4
FMRD-4R-1615-200L	2	16	15	200	50	-	4
FMRD-4R-1716-160L	2	17	16	160	40	-	4
FMRD-4R-1716-200L	2	17	16	200	50	-	4
FMRD-4R-2020-160L	2	20	20	160	50	-	4
FMRD-4R-2019-160L	2	20	19	160	50	-	4
FMRD-4R-2020-200L	2	20	20	200	50	100	4
FMRD-4R-2019-200L	2	20	19	200	50	-	4
FMRD-4R-2120-160L	2	21	20	160	50	-	4
FMRD-4R-2120-200L	2	21	20	200	50	-	4
FMRD-5R-2020-160L	2	20	20	160	50	-	5
FMRD-5R-2020-200L	2	20	20	200	50	100	5
FMRD-5R-2525-160L	2	25	25	160	50	-	5
FMRD-5R-2520-160L	2	25	20	160	50	-	5
FMRD-5R-2524-160L	2	25	24	160	50	-	5
FMRD-5R-2525-200L	2	25	25	200	60	-	5
FMRD-5R-2525-250L	2	25	25	250	60	115	5
FMRD-5R-2625-160L	2	26	25	160	50	-	5
FMRD-5R-2625-200L	2	26	25	200	60	-	5
FMRD-5R-3025-160L	2	30	25	160	50	-	5
FMRD-5R-3025-200L	2	30	25	200	50	-	5
FMRD-5R-3025-250L	2	30	25	250	60	-	5
FMRD-5R-3532-160L	3	35	32	160	50	-	5
FMRD-5R-3532-200L	3	35	32	200	50	-	5
FMRD-5R-3532-250L	3	35	32	250	60	-	5
FMRD-6R-3225-160L	2	32	25	160	50	-	6
FMRD-6R-3225-200L	2	32	25	200	50	-	6
FMRD-6R-3225-250L	2	32	25	250	60	-	6
FMRD-6R-4032-160L	3	40	32	160	50	-	6
FMRD-6R-4032-200L	3	40	32	200	50	-	6
FMRD-6R-4032-250L	3	40	32	250	60	-	6
FMRD-6R-4032-300L	3	40	32	300	60	-	6

FMRD 圆鼻立铣刀
FMRD Round down end mill



FMRT 圆鼻铣刀
FMRT Round down end mill



B 铣削刀具
Milling Tool

配件 Mating

型号 Cat.No	刀片 Insert	压板 Clamp piece	螺钉 Clamp screw	扳手 Wrench
FMRD-2.5R	RDMW0501MO	-	M1.8X4	T6
FMRD-3.5R	RDMW0702MO	-	M2.5X6	T8
FMRD-4R	RDMW0802MO	HR-4R	M3X8	T8
FMRD-5R	RDMW10T3MO	HR-5R	M3.5X10 M4X9	T15
FMRD-6R	RDMW1204MO	HR-6R	M4X9	T15

适用刀片 Insert

型号 Cat.No	CY100H	CY15	CY25	CY150	CY250	GF30	TB6005	TB6020	TB6045	TB6060	PTH08M	P201	刀片形状 Insert shape	尺寸Size (mm)			
														D1	S1	排屑槽	
RDMW0501MOEN				●										5	1.59	无	HITACHI (日立)
RDMW0702MOEN				●										7	2.38	无	
RDHW0802MOTN			●	●	●				●	●				8	2.38	无	
10T3MOTN			●	●	●				●					10	3.97	无	
1204MOTN			●	●	●				●					12	4.76	无	
1604MOTN			●	●	●				●					16	4.76	无	
RDMT0802MOTN		●	●	●	●	●	●	●	●	●				8	2.38	有	ROSS
0802MOEN	●													8	2.38	有	
10T3MOTN		●	●	●	●	●	●	●	●	●				10	3.97	有	
10T3MOEN	●													10	3.97	有	
1204MOTN			●	●	●	●	●	●	●	●				12	4.76	有	
1204MOEN											●			12	4.76	有	

B 铣削刀具
Milling Tool

型号 Cat.No	刃数 No. of flutes	尺寸Size					
		D	d	L	L1	L2	a
FMRT-4R-1212-120L	1	12	12	120	40	—	4
FMRT-4R-1414-120L	1	14	14	120	40	—	4
FMRT-4R-1616-120L	2	16	16	120	40	—	4
FMRT-4R-1616-160L	2	16	16	160	40	—	4
FMRT-4R-1616-200L	2	16	16	200	40	100	4
FMRT-4R-1716-160L	2	17	16	160	40	—	4
FMRT-4R-1716-200L	2	17	16	200	50	—	4
FMRT-4R-2020-160L	2	20	20	160	50	—	4
FMRT-4R-2020-200L	2	20	20	200	50	100	4
FMRT-4R-2120-160L	2	21	20	160	50	—	4
FMRT-4R-2120-200L	2	21	20	200	50	—	4
FMRT-5R-2020-160L	2	20	20	160	50	—	5
FMRT-5R-2020-200L	2	20	20	200	50	100	5
FMRT-5R-2120-160L	2	21	20	160	50	—	5
FMRT-5R-2120-200L	2	21	20	200	50	—	5
FMRT-5R-2525-160L	2	25	25	160	50	—	5
FMRT-5R-2525-200L	2	25	25	200	75	—	5
FMRT-5R-2525-250L	2	25	25	250	60	150	5
FMRT-5R-3025-120L	2	30	25	120	40	—	5
FMRT-5R-3025-160L	2	30	25	160	50	—	5
FMRT-5R-3025-200L	2	30	25	200	50	—	5
FMRT-5R-3025-250L	2	30	25	250	60	—	5
FMRT-5R-3025-300L	2	30	25	300	60	—	5
FMRT-5R-3232-160L	2/3	32	32	160	50	—	5
FMRT-5R-3232-200L	2/3	32	32	200	50	—	5
FMRT-5R-3232-250L	2/3	32	32	250	60	—	5
FMRT-5R-3232-300L	2/3	32	32	300	60	—	5
FMRT-5R-3532-160L	2/3	35	32	160	50	—	5
FMRT-5R-3532-200L	2/3	35	32	200	50	—	5
FMRT-5R-3532-250L	2/3	35	32	250	60	—	5
FMRT-5R-3532-300L	3	35	32	300	60	—	5
FMRT-5R-3532-350L	3	35	32	350	60	—	5
FMRT-5R-3532-400L	3	35	32	400	60	—	5
FMRT-5R-4032-160L	4	40	32	160	50	—	5
FMRT-5R-4032-200L	4	40	32	200	50	—	5
FMRT-5R-4032-250L	4	40	32	250	60	—	5
FMRT-5R-4032-300L	4	40	32	300	60	—	5
FMRT-5R-4032-350L	4	40	32	350	60	—	5
FMRT-5R-4032-400L	4	40	32	400	60	—	5

FMRT 圆鼻铣刀
FMRT Round down end mill



型号 Cat.No	刃数 No. of flutes	尺寸Size					
		D	d	L	L1	L2	a
FMRT-6R-3232-160L	2/3	32	32	160	50	—	6
FMRT-6R-3232-200L	2/3	32	32	200	80	—	6
FMRT-6R-3232-250L	2/3	32	32	250	100	—	6
FMRT-6R-3232-300L	2/3	32	32	300	100	—	6
FMRT-6R-3532-160L	3	35	32	160	50	—	6
FMRT-6R-3532-200L	3	35	32	200	50	—	6
FMRT-6R-3532-250L	3	35	32	250	60	—	6
FMRT-6R-3532-300L	3	35	32	300	60	—	6
FMRT-6R-3532-350L	3	35	32	350	60	—	6
FMRT-6R-3532-400L	3	35	32	400	60	—	6
FMRT-6R-4032-160L	3	40	32	160	50	—	6
FMRT-6R-4032-200L	3	40	32	200	50	—	6
FMRT-6R-4032-250L	3	40	32	250	60	—	6
FMRT-6R-4032-300L	3	40	32	300	60	—	6

配件 Mating

型号 Cat.No	刀片 Insert	压板 Clamp piece	螺钉 Clamp screw	扳手 Wrench
FMRT-4R	RPMT08T2MO	HR-R4	M3X8	T10
FMRT-5R	RPMT10T3MOE	HR-R5	M3.5X10/M4X9	T15
FMRT-6R	RPMT1204	HR-R6	M4X9	T15

ASJ-4P 钻铣刀
ASJ-4P Borer mill



型号 Cat.No	尺寸Size					
	D	d	L	L1	L2	a
ASJ-17×160-C16-4T	17	16	160	40	—	16
ASJ-20×160-C20-4T	20	20	160	40	—	20
ASJ-20×200-C20-4T	20	20	200	40	—	20
ASJ-21×160-C20-4T	21	20	160	35	—	20
ASJ-21×200-C20-4T	21	20	200	35	—	20
ASJ-25×160-C25-4T	25	25	160	50	—	25
ASJ-25×200-C25-4T	25	25	200	75	—	25
ASJ-25×250-C25-4T	25	25	250	75	—	25
ASJ-26×160-C25-4T	26	25	160	50	—	25
ASJ-26×200-C25-4T	26	25	200	50	—	25
ASJ-26×250-C25-4T	26	25	250	50	—	25
ASJ-30×160-C25-4T	30	25	160	80	—	25
ASJ-30×200-C25-4T	30	25	200	80	—	25
ASJ-30×250-C25-4T	30	25	250	80	—	25
ASJ-33×160-C32-4T	33	32	160	80	—	32
ASJ-33×200-C32-4T	33	32	200	90	—	32
ASJ-33×250-C32-4T	33	32	250	120	—	32
ASJ-35×160-C32-4T	35	32	160	80	—	32
ASJ-35×200-C32-4T	35	32	200	90	—	32
ASJ-35×250-C32-4T	35	32	250	120	—	32
ASJ-35×300-C32-4T	35	32	300	120	—	32
ASJ-35×350-C32-4T	35	32	350	120	—	32
ASJ-35×400-C32-4T	35	32	400	120	—	32

型号 Cat.No	CY250	GF30	CY100H	刀片形状 Insert shape	尺寸Size (mm)				
					A	B	T	θ	R
ADMT080308L	●	●	●		7.8	6.2	3.0	15	0.8
100308L	●	●	●		10.4	6.35	3.18	15	0.8
12T308L	●	●	●		12.6	7.93	3.9	15	0.8
APMT160408L	●	●	●		16.45	9.53	4.76	11	0.8
170408L	●	●	●		17.6	9.53	4.76	11	0.8
190508L	●	●	●		19.6	10	5.0	11	0.8
250508L	●	●	●		25.4	11	5.5	11	0.8
APMT090208R	●	●	●		9.1	5.1	2.6	11	0.8
ACMT100308R	●	●	●		10.1	6.35	3.4	7	0.8
APMT12T308R	●	●	●		13.14	7.93	3.9	11	0.8
150408R	●	●	●	15.88	9.53	4.76	11	0.8	

UEx直角台肩精铣刀
UEx Right angle shoulder end mill



型号 Cat.No	尺寸Size					
	D	d	L	L1	L2	a
UEx12-16x160-C16	16	16	160	50	--	12
UEx12-17x160-C16	17	16	160	40	--	12
UEx12-20x160-C20	20	20	160	50	--	12
UEx12-20x200-C20	20	20	200	50	--	12
UEx12-21x160-C20	21	20	160	40	100	12
UEx16-25x160-C25	25	25	200	50	--	15
UEx16-25x200-C25	25	25	200	75	--	15
UEx16-26x200-C25	26	25	200	50	--	15
UEx16-25x250-C25	25	25	250	75	--	15

配件 Mating

型号 Cat.No	刀片 Insert	螺钉 Clamp screw	扳手 Wrench
UEx12	APQT1202	M3.5X8	T15
UEx16	ADQT1603	M4X7.5	T15

适用刀片 Insert

型号 Cat.No	Cy250	GR30	CY100H	刀片形状 Insert shape	尺寸Size					HITACHI(日立)
					A	B	T	θ	R	
APET120202SR	●		●		12.7	7.938	2.5	11	0.2	
APET120204SR	●	●	●		12.7	7.938	2.5	11	0.4	
APET120208SR	●	●	●		12.7	7.938	2.5	11	0.8	
APNT120208SR	●		●		12.7	7.938	2.5	11	0.8	
ADET160302SR		●	●		15.875	9.525	3.18	15	0.2	
ADET160304SR		●	●		15.875	9.525	3.18	15	0.4	
ADET160308SR	●		●		15.875	9.525	3.18	15	0.8	
ADNT160308SR					15.875	9.525	3.18	15	0.8	

TP台肩精铣刀
TP Shoulder end mill



型号 Cat.No	尺寸Size				
	D	d	L	L1	a
TP11-16x100-C16	16	16	100	45	14
TP11-20x100-C20	20	20	100	45	14
TP16-30x100-C20	30	20	100	45	14
TP16-35x100-C20	35	20	100	45	14
TP16-35x110-C32	35	32	110	45	14
TP16-40x110-C20	40	20	110	45	14
TP16-40x110-C25	40	25	110	45	14
TP16-40x115-C32	40	32	115	45	14
TP16-50x110-C20	50	20	110	45	14
TP22-50x110-C20	50	20	110	42	20
TP22-50x115-C32	50	32	115	42	20

配件 Mating

型号 Cat.No	刀片 Insert	压板 Clamp piece	螺钉 Clamp screw	扳手 Wrench
TP11	TPQN1103	DTP-11	DTP-M4	L2.5
TP16	TPQN1603	DTP-16	DTP-M4	L3
TP22	TPQN2204	DTP-22	DTP-M5	L3

适用刀片 Insert

型号 Cat.No	UT120	NX2525	JC5015	P201	刀片形状 Insert shape	尺寸Size (mm)			MITSUBISHI (三菱)
						D	S1	排屑槽 Chip breaker	
TPKN1603PDR	●	●	●			9.525	3.18	无(without)	MITSUBISHI (三菱)
TPMN1603PDR	●	●	●			9.525	3.18	无(without)	
TPKN2204PDR	●	●	●			12.7	4.76	无(without)	
TPMN220408				●		12.7	4.76	无(without)	ROSS
TPUM110308	●			●		6.35	3.18	无(without)	
TPMN110308		●		●		6.35	3.18	无(without)	

UEx直角台肩精铣刀
UEx Right angle shoulder end mill

BCF/BCFL球形立铣刀
BCF/BCFL Copy end mill

● 钻铣共用，适用范围广
● 切削阻力小，负荷轻

★ Drilling and milling shared wide scope of application.
★ Cutting resistance, the load light.

● 采用精密级刀片可得到高精度加工表面
● 刀片表面凸面设计，不仅刀刃锋利并可降低切削振动的噪音

★ Use of available high-precision machining precision blade surface.
★ Blade surface of convex design, and reduces not only the sharp cutting edge Vibration noise.

B 铣削刀具
Milling Tool

型号 Cat.No	刃数 No.of flutes	尺寸Size					
		D	d	L	L1	L2	a
TJU-8X100	1	8	8	100	30	-	6
TJU-10X130	1	10	10	130	30	-	6
TJU-12X130	1	12	12	130	30	-	6
TJU-16X130	2	16	16	130	30	-	6
TJU-16X160	2	16	16	160	40	-	6
TJU-16X200	2	16	16	200	40	100	6
TJU-17-160-C16	2	17	17	160	40	100	6
TJU-17-200-C16	2	17	17	200	40	100	6
TJU-20X160	2	20	20	160	40	-	6
TJU-20X200	2	20	20	200	50	100	6
TJU-21X160-C20	2	21	21	160	40	100	6
TJU-25X160	2	25	25	160	50	-	9
TJU-25X200	2	25	25	200	60	-	9
TJU-25X250	2	25	25	250	60	115	9
TJU-26X160-C25	2	26	26	160	60	-	9
TJU-26X200-C25	2	26	26	200	60	115	9
TJU-32X160	2	32	32	160	60	-	12
TJU-32X200	2	32	32	200	60	-	12
TJU-32X250	2	32	32	250	60	-	12
TJU-32X300	2	32	32	300	60	165	12

配件 Mating

型号 Cat.No	刀片 Insert	螺钉 Clamp screw	扳手 Wrench
TJU-D08-D12	CCMT 060204/CPMT 080204Z	M2.5X6	T8
TJU-D16-D21	CCMT 060204/CCMT 090204Z	M2.5X6 M3.5X9	T8 T15
TJU-D25-D26	CCMT 090308/CCMT 120308Z	M4X9	T15
TJU-D32-D33	CCMT 120408/CCMT 160408Z	M5X12	T20

适用刀片 Insert

型号 Cat.No	CY250	HC844	GX30	EX40	WH10	WH20	刀片形状 Insert shape	尺寸Size (mm)				HITACHI (日立)
								D	S1	θ	R	
CCMT060204	●	●		●	●	●		6.35	2.38	7	0.4	
CPMT090308	●	●		●	●	●		9.525	3.18	11	0.8	
120408	●	●	●	●	●	●		12.7	4.76	11	0.8	
CPMT080204Z	●	●		●	●	●		7.94	2.38	11	0.4	
090204Z	●	●		●	●	●		9.525	2.38	11	0.4	
120308Z	●	●		●	●	●		12.7	3.18	11	0.8	
160408Z	●	●		●	●	●		15.875	4.76	11	0.8	

B 铣削刀具
Milling Tool

型号 Cat.No	刃数 No.of flutes	尺寸Size				
		D	d	L	L1	a
10R×150-C20	2/4	20	20	150	70	30
10R×150-C25	2/4	20	25	150	70	30
10R×200-C25	2/4	20	25	200	80	30
10R×250-C25	2/4	20	25	250	100	30
10R×300-C32	2/4	20	32	300	150	30
12.5R×150-C25	2/4	25	25	150	70	39
12.5R×200-C25	2/4	25	25	200	100	39
12.5R×200-C32	2/4	25	32	200	100	39
12.5R×250-C32	2/4	25	32	250	150	39
12.5R×300-C32	2/4	25	32	300	150	39
15R×160-C32	2/4	30	32	160	70	43
15R×200-C32	2/4	30	32	200	100	43
15R×250-C32	2/4	30	32	250	150	43
15R×300-C32	2/4	30	32	300	150	43
15R×350-C32	2/4	30	32	350	200	43
16R×160-C32	2/4	32	32	160	70	43
16R×200-C32	2/4	32	32	200	100	43
16R×250-C32	2/4	32	32	250	150	43
16R×300-C42	2/4	32	32	300	150	43
16R×350-C32	2/4	32	32	350	200	43
20R×200-C42	2/4	40	42	200	100	50
20R×250-C42	2/4	40	42	250	150	50
20R×300-C42	2/4	40	42	300	150	50
20R×350-C42	2/4	40	42	350	200	50
20R×200-MT5	2/4	40	MT5	200	100	50
20R×250-MT5	2/4	40	MT5	250	150	50
25R×200-C50.8	2/4	50	50.8	200	100	50
25R×250-C50.8	2/4	50	50.8	250	150	50
25R×300-C50.8	2/4	50	50.8	300	150	50
25R×350-C50.8	2/4	50	50.8	350	200	50
25R×400-C50.8	2/4	50	50.8	400	200	50
25R×200-MT5	2/4	50	Mt5	200	100	50
25R×250-MT5	2/4	50	Mt5	250	150	50

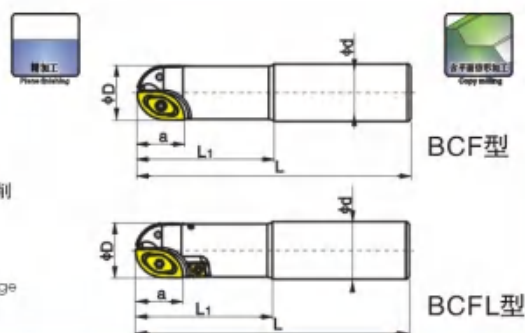
BCF为两刃型 BCF for the edged-type
BCFL为四刃型 BCFL for four-edge-type

BCF/BCFL球形立铣刀
BCF/BCFL Copy end mill



- 采用精密级刀片可得到高精度加工表面
- 刀片表面凸面设计, 不仅刀刃锋利并可降低切削振动的噪音

- ★ Use of available high-precision machining precision blade surface.
- ★ Blade surface of convex design, and reduces not only the sharp cutting edge Vibration noise.



适用刀片 Insert

型号 Cat.No	CY250	HC844	GX30	EX40	WH10	WH20	刀片形状 Insert shape	尺寸Size				
								R	A	B	T	排屑槽
ZCET100CE		●						10	18.3	10.0	4.74	有
125CE		●				12.5		23.1	12.3	6.1	有	
150CE		●				15		28.3	14.9	7.59	有	
160CE		●				16		28.3	15.4	7.45	有	
ZCEW100CE	●		●	●		●		10	18.3	10.0	4.74	无
125CE	●		●	●		●		12.5	23.1	12.3	6.1	无
150CE	●		●	●		●	15	28.3	14.9	7.59	无	
200CE	●		●	●		●	20	35.4	20.1	8.0	无	
ZCET100SE		●						10	16.7	8.1	4.24	有
125SE		●				12.5		20.8	9.3	5.40	有	
150SE		●				15		25.7	11.8	7.09	有	
160SE		●				16		26.3	12.4	6.96	有	
ZCEW100SE	●		●	●		●		10	16.7	8.1	4.24	无
125SE	●		●	●		●		12.5	20.8	9.3	5.4	无
150SE	●		●	●		●	15	25.7	11.8	7.09	无	
200SE	●		●	●		●	20	31.9	15.7	7.0	无	
CPMT080204	●		●	●	●	●		0.4			2.38	有
CPMT090308								0.8			3.18	有

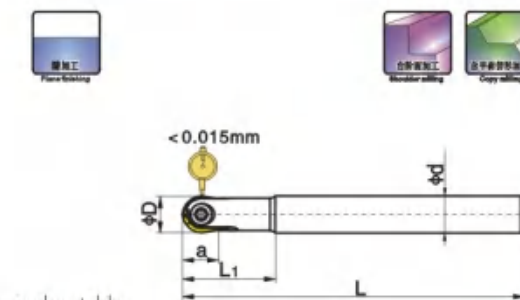
HITACHI (日立)

T2139球形精铣刀
T2139 Copy end fine mill



- 采用高性能合金结构钢材
- 刀片切削刃锋利, 可加工不同的材质
- 高精度保证其高性能, 高速切削亦稳定

- ★ High-performance alloy structural steel.
- ★ Blade cutting edge sharp, can process different materials.
- ★ Precision to ensure its high-performance, high-speed cutting is also stable.

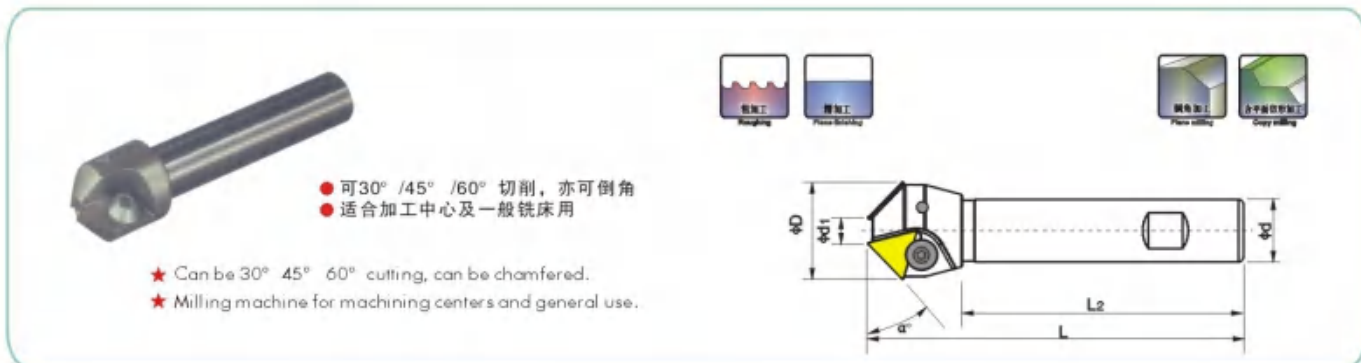


型号 Cat.No	尺寸Size				
	D	d	L	L1	a
T2139-4R×110-C8	8	8	110	25	5
T2139-4R×110-C10	8	10	110	25	5
T2139-4R×140-C12	8	12	140	55	5
T2139-5R×130-C10	10	10	130	30	7
T2139-5R×160-C12	10	12	160	30	7
T2139-6R×130-C12	12	12	130	32	8
T2139-6R×160-C16	12	16	160	58.5	8
T2139-8R×160-C16	16	16	160	65	10
T2139-8R×200-C20	16	20	200	65	10
T2139-10R×160-C20	20	20	160	45	12.5
T2139-10R×200-C20	20	20	200	76	12.5
T2139-10R×250-C25	20	25	250	120	12.5
T2139-12.5R×160-C25	25	25	160	45	15
T2139-12.5R×200-C25	25	25	200	76	15
T2139-12.5R×200-C32	25	32	200	98	15
T2139-12.5R×250-C32	25	32	250	120	15
T2139-15R×200-C32	30	32	200	80	18
T2139-15R×250-C40	30	40	250	121	18
T2139-16R×200-C32	32	32	200	80	19
T2139-16R×250-C40	32	40	250	121	19

切割能力及精度均佳, 排屑好, 高速切削稳定, 有很宽的应用范围。
适用于磨具用材料的精加工及燃气轮机叶片的制造。

Cutting ability and precision are good, the row of cut is good, high-speed cutting stability, and has a wide range of applications.
Can be applied to abrasive materials used in finishing and the manufacture of gas turbine blades.

TP30°/45°/60° 倒角刀
TP30°/45°/60° Chamfer end mill



型号 Cat.No	刃数 No.of flutes	尺寸Size					
		α	D	d1	d	L	L2
TP16R-30° -10x35-C32	2	30	35	10	20	120	90
TP16R-45° -5x21-C16	1	45	21	5	16	120	90
TP16R-45° -10x31-C20	1	45	31	10	20	120	90
TP22R-45° -20x50-C25	3	45	50	20	25	130	90
TP22R-45° -20x50-C32	3	45	50	20	32	160	90
TP22R-45° -35x63-C32	3	45	63	35	32	160	90
TP16R-60° -10x24-C20	1	60	24	10	20	120	90
TP22R-60° -20x35-C20	1	60	35	20	20	120	90

配件 Mating

型号 Cat.No	刀片 Insert	压板 Clamp piece	螺钉 Clamp screw	扳手 Wrench
TP11	TP□N1103	TP-11	3/6 伞型	L3
TP16	TP□N1603	TP-16	1/4 伞型	L4
TP22	TP□N2204	TP-22	5/16 伞型	L5

适用刀片 Insert

型号 Cat.No	UT120	NX2525	JC5015	P201	刀片形状 Insert shape	尺寸Size (mm)			
						D	S1	排屑槽 Chip breaker	
TPKN1603PDR	●	●	●			9.525	3.18	无(without)	MITSUBISHI (三菱)
TPMN1603PDR	●	●	●			9.525	3.18	无(without)	
TPKN2204PDR	●	●	●			12.7	4.76	无(without)	
TPMN220408				●		12.7	4.76	无(without)	
TPUM110308	●			●		6.35	3.18	无(without)	ROSS
TPMN110308		●		●		6.35	3.18	无(without)	

SD-45° 内外倒角刀
SD-45° Chamfer end mill

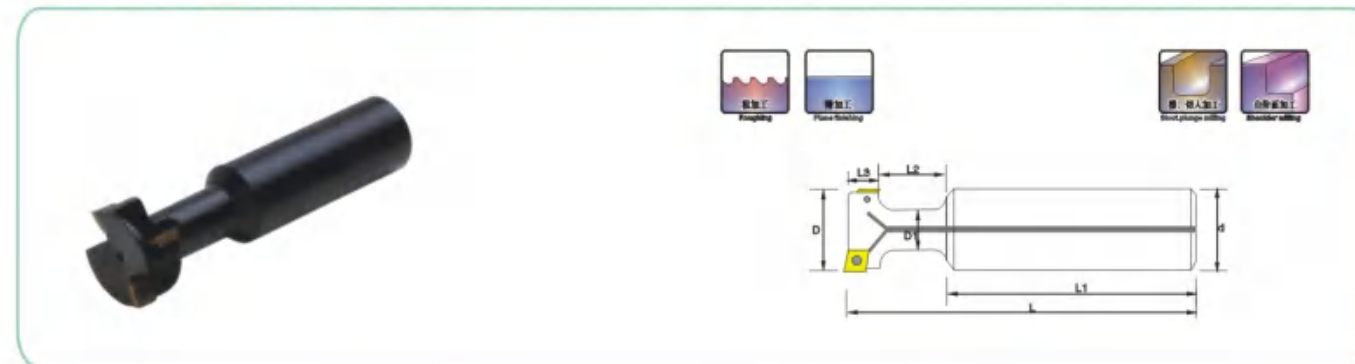


型号 Cat.No	刃数 No.of flutes	尺寸Size				
		D	d	L	L1	a
SD-25x110-C20	2	25	20	110	40	4.6
SD-25x150-C20	2	25	20	150	45	4.6
SD-25x110-C3/4	2	25	19.05	110	40	4.6
SD-30x110-C20	2	30	20	110	40	4.6
SD-30x150-C20	2	30	20	150	45	4.6
SD-30x110-C3/4	2	30	19.05	110	40	4.6

配件 Mating

型号 Cat.No	刀片 Insert	螺钉 Clamp screw	扳手 Wrench
SD-45°	SDMB26152	M3X7	T10

ATS T型槽端铣刀
ATS T-slots end mills



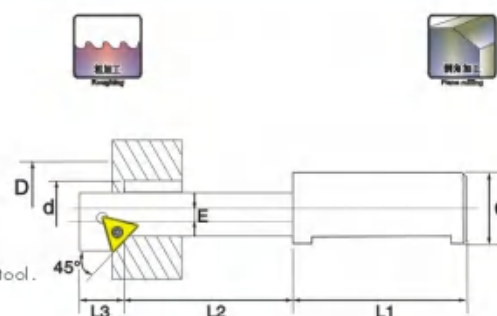
型号 Cat.No	刃数 No.of flutes	尺寸Size						
		D	d	D1	L	L1	L2	L3
ATS-25-11	2	25	25	12.5	112	80	21	11
ATS-32-14	4	32	32	16	120	77	30	14
ATS-40-18	4	40	32	20	130	80	32	18
ATS-50-22	4	50	32	26	140	80	39	22

倒拉倒角刀
Throw-away back chamfering tool



- 不用正反转, 减少损坏概率
- 特殊设计本体刚性最佳

- ★ No need for reverse running of spindles that minimizes defect of tool.
- ★ Specially designed body gives maximum rigidity.



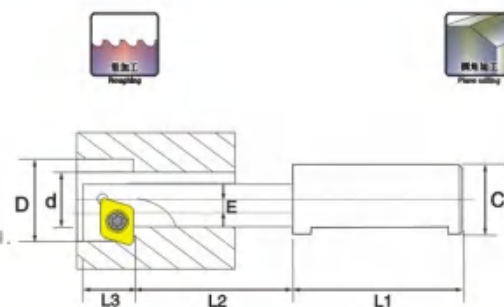
型号 Cat.No	尺寸Size							刀片 Insert	螺钉 Clamp screw	扳手 wrench
	D	d	C	L1	L2	L3	E			
BC-2014	20	14	16	48	40	13	3.2	TCMT110204 TCGT110204	M2.5 x 6.5	T8
BC-2317	23	17	20	50	50	13	3.2			
BC-2721	27	21	25	56	70	13	3.2			
BC-3124	31	24	25	56	80	13	3.7			

倒拉沉头刀
Throw-away back counter-sink tool



- 减少二次加工, 增加微调机构
- 不用正反转, 减少损坏概率
- 特殊设计本体刚性最佳

- ★ No need for reverse running of spindles that minimizes defect of tool.
- ★ No positive inversion, reducing the probability of damage.
- ★ Specially designed body gives maximum rigidity.



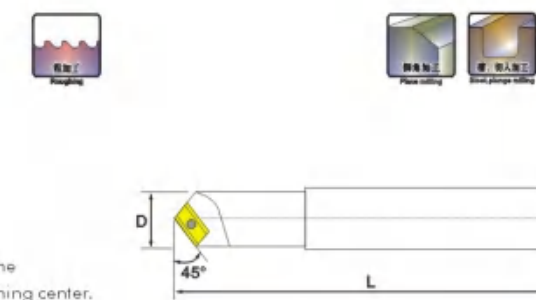
型号 Cat.No	尺寸Size							刀片 Insert	螺钉 Clamp screw	扳手 wrench
	D	d	C	L1	L2	L3	E			
M10-1810	18	10.5	16	48	35	13	4	CCMT060204 CCGT060204	M2.5 x 6	T8
M12-2013	20	13	16	48	40	13	3.85			
M16-2617	26	17	20	50	50	13	4.85	CCMT09T308 CCGT09T308	M4 x 9	T15
M20-3321	33	21	25	56	70	13	6.4			
M24-4025	40	25	25	56	80	13	7.9			

45° 舍弃式倒角刀
Throw-away chamfer mills



- 本铣刀可45° 切削, 亦可作倒角
- 适合一般铣床, 综合切削中心机

- ★ This cutter can be 45° cutting, chamfering can be done
- ★ Suitable for general milling machine, integrated machining center.



型号 Cat.No	刃数 Teeth	倒角范围 Chamfering range	角度 Angle	尺寸Size		
				D	D	L
SSK C20-20-130	1	Φ3-Φ20	45	20	20	130

配件 Mating

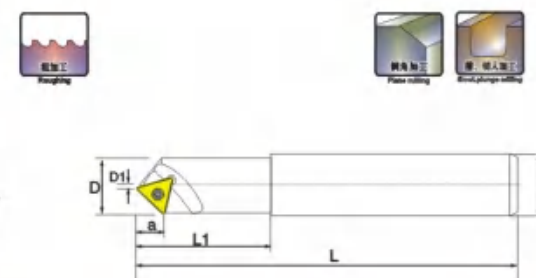
型号 Cat.No	刀片 Insert	螺钉 Clamp screw	扳手 Wrench
SSK C20-20	ADNT160308	M4X8	T15

45° 定位倒角刀
45° Spot drill cutter



- 本铣刀可45° 切削, 亦可作倒角, V槽切削, 可中心定位钻使用
- 适合一般铣床, CNC铣床, CNC车床, 钻床倒角

- ★ This cutter can be 45° cutting, chamfering can be done, V groove cutting, drilling may be the use of central location
- ★ Suitable for general milling machine, CNC milling machines, CNC lathes, drilling chamfering



型号 Cat.No	刃数 Teeth	倒角范围 Chamfering range	角度 Angle	尺寸Size					
				D	d	D1	α	L1	L
SSP45-20-20-130	1	Φ0-Φ20	45	20	20	0	11.3	20	130

配件 Mating

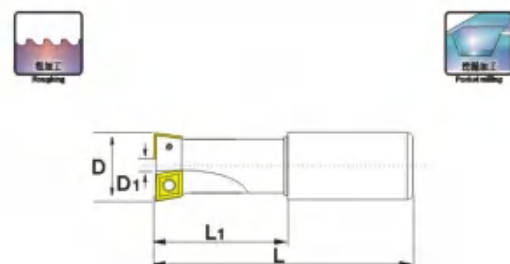
型号 Cat.No	刀片 Insert	螺钉 Clamp screw	扳手 Wrench
SSP45-20	TCMX16T308E-ZR	M4X9	T15

螺丝沉头孔铣刀
Counter-sink hole on sceewof milling cutter



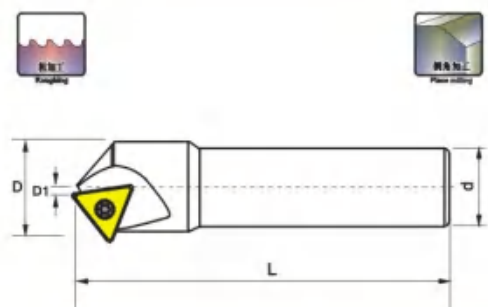
● 把传统的钻孔与沉头加工结合与一体，一次加工完成，大幅度提高螺丝沉头孔的加工效率

★ Shen bored with the traditional combination of the first processing in one, a process completed in a substantial increase in countersunk head screw hole processing efficiency



型号 Cat.No	刃数 Teeth	尺寸Size					刀片 Insert	螺钉 Clamp screw	扳手 wrench
		C	L1	L2	L3	E			
CH-8-14-C25	1	14	2.9	25	21	108	CCMT06204	M2.5×6.5	T8
CH-10-17.5-C25	2	17.5	5.3	25	26	115			
CH-12-20-C25	2	20	7.8	25	30	120			
CH-14-23-C25	2	23	10.8	25	34.5	126			
CH-16-26-C32	2	26	8.5	32	39	132	CCMT09T308	M4×9	T15
CH-18-29-C32	2	29	11.5	32	43.5	138			
CH-20-32-C32	2	32	14.5	32	59	144			

45° 倒角刀
45° Chamfer mills



型号 Cat.No	刃数 Teeth	角度 Angle	尺寸Size			
			D	D1	d	L
TCM03-25	1	45	25	3	20	110

配件 Mating

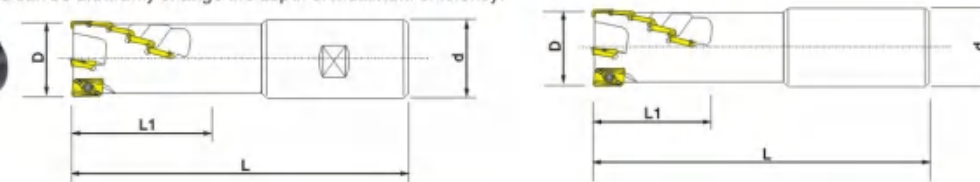
型号 Cat.No	刀片 Insert	螺钉 Clamp screw	扳手 Wrench
TCM03-25	TCMT16T304	M4X9	T15

APK 螺丝沉头孔铣刀
APK Rough cutting end mill




● 高效能型粗铣刀,能加工深孔。
● 尺寸可由刀杆随意变换深度,发挥最大效能。

★ High-performance-based rough milling,deep hole can processed.
★ Arbor size can be arbitrarily change the depth of maximum efficiency.



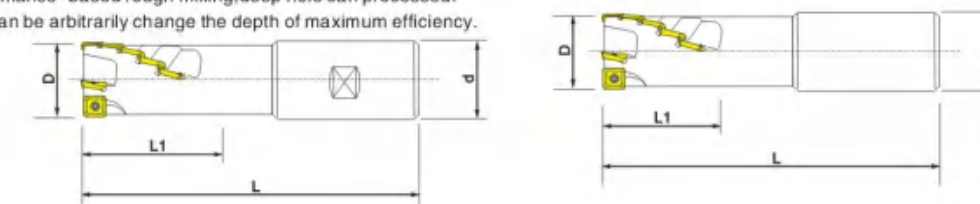
型号 Cat.No	刃数 Teeth	尺寸Size					刀片 Insert	螺钉 Clamp screw	扳手 wrench
		C	L1	L2	L3	L			
APK-20-100-28L	2	5	20	20	28	100	APKT1003	M2.5	T8
APK-25-130-37L	2	8	25	25	37	130			
APK-32-140-46L	3	15	32	32	46	140			

SPM 玉米立铣刀杆
SPM rough cutting end mill



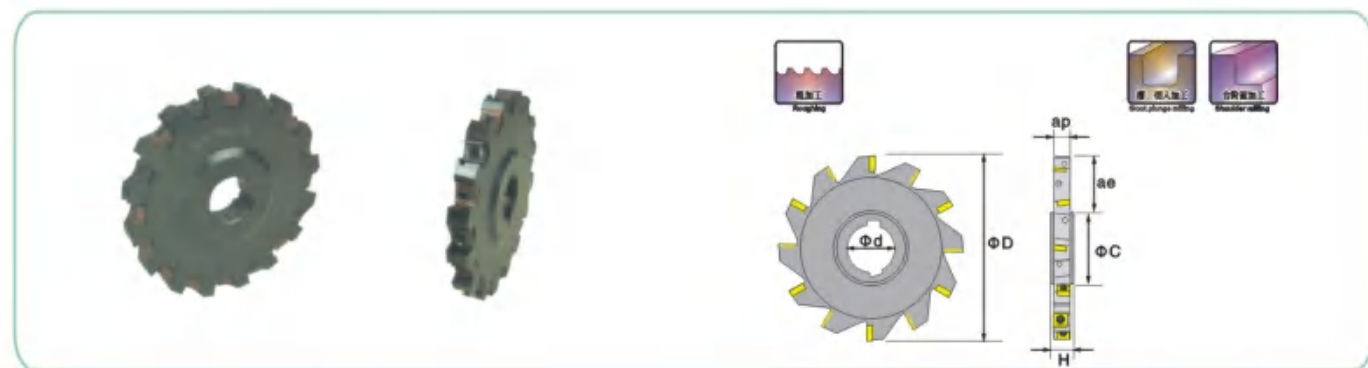
● 高效能型粗铣刀,能加工深孔。
● 尺寸可由刀杆随意变换深度,发挥最大效能。

★ High-performance-based rough milling,deep hole can processed.
★ Arbor size can be arbitrarily change the depth of maximum efficiency.



型号 Cat.No	图示 Figure	刃数 Teeth	尺寸Size					刀片Insert		螺钉 Clamp screw	扳手 wrench	
			L1	L2	L3	L	T	T				
SPM-40-150-50L-C32	A	4	40	32	50	150	2	P27215-3	12	SDMT090308	M4	T15
SPM-40-170-56L-C42	A	2	40	42	56	170	1	LPMT1504	5	SPMT1204	M5	T20
SPM-50-200-77L-C42	B	4	50	42	77	200	2	LPMT1504	14	SPMT1204	M5	T20
SPM-50-250-158L-C42	B	4	50	42	158	250	2	LPMT1504	30	SPMT1204	M5	T20

SMP三面刃铣刀 (卡口型)
SMP Side mills



型号 Cat.No	尺寸Size						齿数 Z
	ΦD	ΦC	Φd	ae	ap	H	
SMP-80×8-K27-10T-06	80	41	27	17	8	12	10
SMP-100×8-K32-14T-06	100	47	32	25	8	12	14
SMP-100×10-K32-14T-06	100	47	32	25	10	14	14
SMP-125×10-K40-16T-06	125	55	40	34	10	14	16
SMP-125×12-K40-12T-08	125	55	40	34	12	16	12
SMP-160×12-K40-14T-08	160	62	40	47	12	16	14
SMP-160×16-K40-12T-12	160	62	40	49	16	20	12
SMP-160×20-K40-12T-12	160	62	40	49	20	24	12
SMP-200×16-K50-14T-12	200	72	50	62	16	24	14
SMP-200×20-K50-14T-12	200	72	50	63	20	26	14

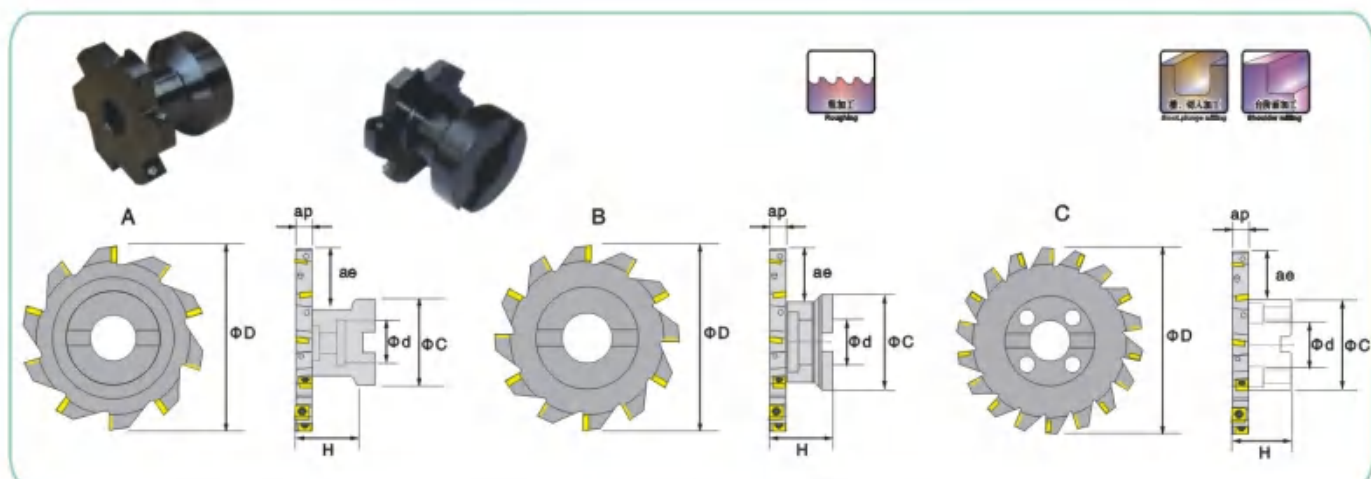
配件 Mating

型号 Cat.No	刀片 Insert	螺钉 Clamp screw	扳手 Wrench
SMP-D80-D125	MP□T060304	M2.5X6.5	T8
SMP-D125-D160	MP□T080305	M3X7	T8
SMP-D160-D200	MP□T120408	M5X13	T20

适用刀片 Insert

型号 Cat.No	UT120	NX2525	JC5015	P201	刀片形状 Insert shape	尺寸Size			MITSUBISHI (三菱)
						D	S1	排屑槽 Chip breaker	
MPHT060304-DM	●	●	●	●		6.35	3.18	无(without)	
MPHT080305-DM		●		●		8.3	3.18	无(without)	
MPHT120408-DM		●	●	●		12.7	4.76	无(without)	

SMP三面刃铣刀 (刀盘型)
SMP Side mills



型号 Cat.No	尺寸Size						齿数 Z
	D	D	H	W	T	a	
SMP-80×8-A22-06-10	80	45	22	21	8	40	10
SMP-100×8-B27-06-14	100	55	27	24	8	40	14
SMP-100×10-B27-06-14	100	55	27	24	10	40	14
SMP-125×10-B32-06-16	125	65	32	33	10	45	16
SMP-125×12-B32-08-12	125	65	32	33	12	45	12
SMP-160×12-B40-08-14	160	80	40	45	12	50	14
SMP-200×12-C40-08-18	200	92	40	53	12	50	18
SMP-125×16-B32-12-10	125	65	32	30	16	50	10
SMP-160×16-B40-12-12	160	80	40	45	16	60	12
SMP-160×18-B40-12-12	160	80	40	45	18	60	12
SMP-200×16-C40-12-12	200	92	40	53	16	50	14
SMP-200×18-C40-12-14	200	92	40	53	18	50	14
SMP-200×20-C40-12-14	200	92	40	53	20	50	14

配件 Mating

型号 Cat.No	刀片 Insert	螺钉 Clamp screw	扳手 Wrench
SMP-D80-D125	MP□T060304	M2.5X6.5	T8
SMP-D125-D160	MP□T080305	M3X7	T8
SMP-D160-D200	MP□T120408	M5X13	T20

适用刀片 Insert

型号 Cat.No	UT120	NX2525	JC5015	P201	刀片形状 Insert shape	尺寸Size			MITSUBISHI (三菱)
						D	S1	排屑槽 Chip breaker	
MPHT060304-DM	●	●	●	●		6.35	3.18	无(without)	
MPHT080305-DM		●		●		8.3	3.18	无(without)	
MPHT120408-DM		●	●	●		12.7	4.76	无(without)	

NBH2084微调精镗孔系统
NBH2084 Fine-tune the Precision Boring System



型号 Designation	镗孔范围 Boring Range ΦD	调整精度 Tuning precision	调整行程 Stroke	重量 Weight (KG)
NBH2084	Φ8~Φ280	Φ0.01mm/格	28.0mm	3.0

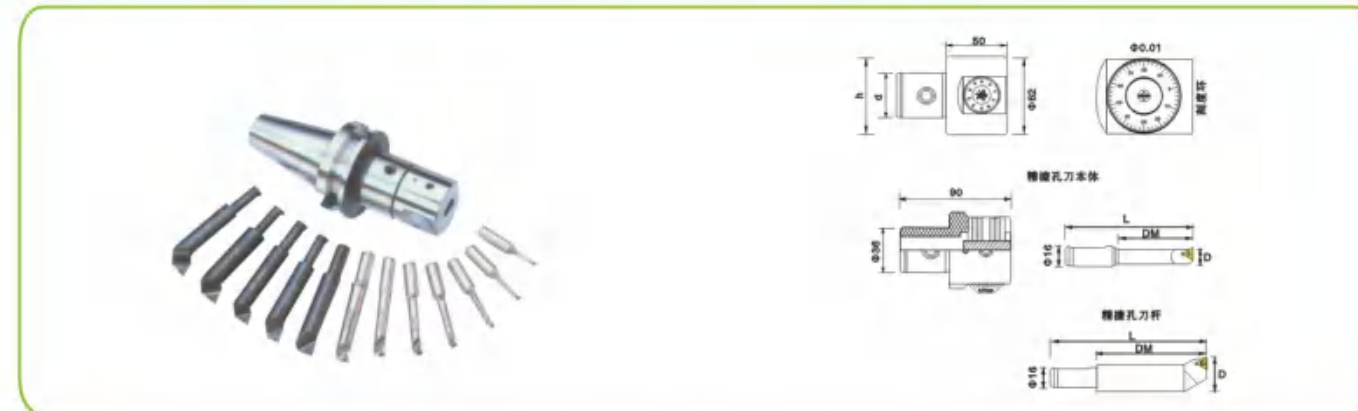
型号 Designation	镗孔范围 Boring Range ΦD	尺寸 Dimension (mm)			适用刀片 Applicable inserts	螺钉 Clamp screw	扳手 Wrench	重量 Weight (KG)
		D	L1	L				
SBJ-2008-32	8~11	20	32	80	TBGT0601..L	M2.0×5	T6	0.095
SBJ-2010-40	10~13		40	87	TBGT0601..L	M2.0×5	T6	0.095
SBJ-2012-53	12~17		53	98	TPGH0902..L	M2.5×6	T8	0.12
SBJ-2016-68	16~21		68	110	TPGH0902..L	M2.5×6	T8	0.16
SBJ-2020-83	20~130		83	123	TPGH1103..L	M3.0×7	T8	0.22
SBJ-2025-96	25~135		96	137				0.34
SBJ-203-115	30~140		115	152				0.54
SBJ-2020-L	120~280		84+BTL1	100				0.23

NBH2084 微调精镗孔系统 (套装)
NBH2084 fine-tune the precision Boring System(Set)



型号 Designation	镗孔范围 Boring Range ΦD	主轴柄规格 Spindle handle models	镗头型号 Head NO	镗刀杆 Bar Keep out	重量 Weight (KG)
BT40-NBH2084-8P	08~280	BT40-NBH-50	NBH2084	SBJ-20..	9.5
BT50-NBH2084-8P	08~280	BT50-NBH-55		SBJ-20..	12.0
NT40-NBH2084-8P	08~280	NT40-NBH-50		SBJ-20..	9.3
NT50-NBH2084-8P	08~280	NT50-NBH-55		SBJ-20..	10.8
SK40-NBH2084-8P	08~280	SK40-NBH-50		SBJ-20..	9.5
SK50-NBH2084-8P	08~280	SK50-NBH-55		SBJ-20..	12.0
R8-NBH2084-8P	08~280	R8-NBH-50		SBJ-20..	10.0

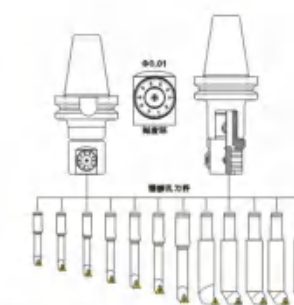
NBJ16 微调精镗孔系统
NBJ16 Fine-tune the precision Boring System



型号 Designation	镗孔范围 Boring Range ΦD	调整精度 Tuning precision	调整行程 Stroke	重量 Weight (KG)
SBJ16	Φ6~Φ51	Φ0.01mm/格	6.0mm	1.2

型号 Designation	镗孔范围 Boring Range ΦD	尺寸 Dimension (mm)			适用刀片 Applicable inserts	螺钉 Clamp screw	扳手 Wrench	重量 Weight (KG)
		D	L1	L				
SBJ-1606-24	6~9	16	24	73	WBGT0601..L	M2×4	T6	0.014
SBJ-1608-32	8~11		32	80	TBGT0601..L	M2×5		0.077
SBJ-1610-40	10~13		40	87	TBGT0601..L	M2×5	0.082	
SBJ-1612-53	12~15		53	98	TPGH0902..L	M2.5×6	0.095	
SBJ-1614-60	14~17		60	103	TPGH0902..L		T8	0.101
SBJ-1616-68	16~21		68	110	TPGH1103..L	M3.0×7	T8	0.143
SBJ-1620-83	20~26		83	125				0.203
SBJ-1625-90	25~31		90	128				0.275
SBJ-1630-90	30~36	90	128	0.275				
SBJ-1635-90	35~41	90	128	0.280				
SBJ-1640-90	40~46	90	128	0.286				
SBJ-1645-90	45~51	90	128	0.211				

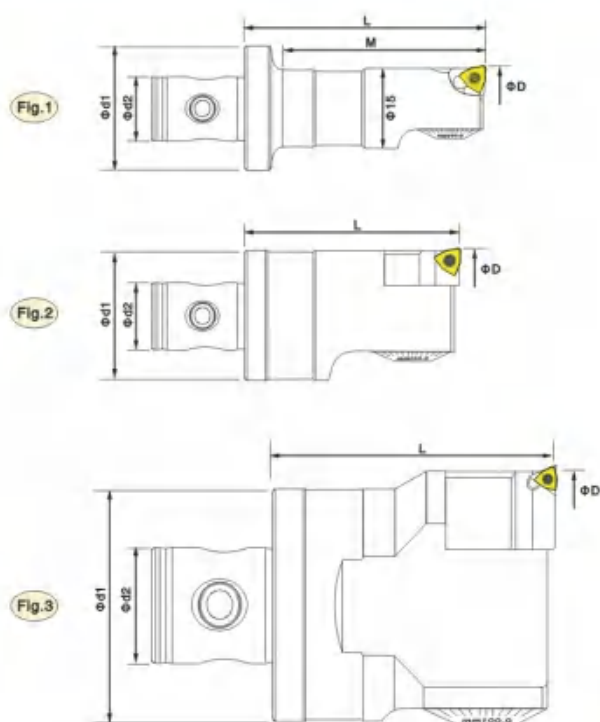
NBJ16 微调精镗孔系统 (套装)
NBJ16 fine-tune the Precision Boring System(set)



型号 Designation	镗孔范围 Boring Range ΦD	主轴柄规格 Spindle handle models	镗头型号 Head NO	镗刀杆 Bar Keep out	重量 Weight (KG)
BT40-NBJ16-12P	6~51	BT40-CK6-55	NBJ16	SBJ-16..	9.1
BT50-NBJ16-12P	6~51	BT50-CK6-65		SBJ-16..	11.7
NT40-NBJ16-12P	6~51	NT40-CK6-55		SBJ-16..	8.5
NT50-NBJ16-12P	6~51	NT50-CK6-65		SBJ-16..	10.3
SK40-NBJ16-12P	6~51	SK40-CK6-55		SBJ-16..	8.9
SK50-NBJ16-12P	6~51	SK50-CK6-65		SBJ-16..	10.5

EMA 微调精镗头
EMA Fine tuning boring head

镗口范围 $\Phi 15.9 \sim \Phi 180.5$
Boring range $\Phi 15.9 \sim \Phi 180.5$

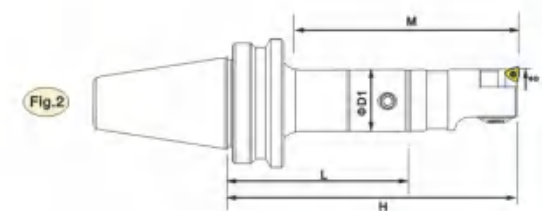
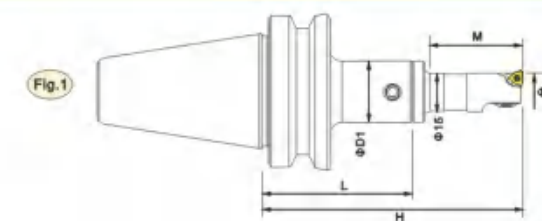
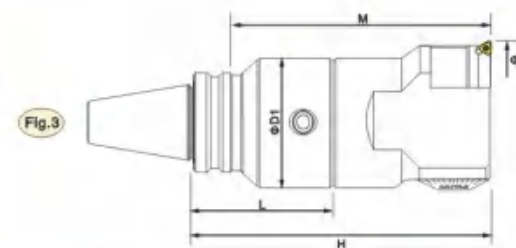


型号 Designation	镗孔范围 Boring Range ΦD	尺寸 Dimension (mm)					适用刀片 Applicable inserts	Fig	重量 Weight (KG)
		CK NO	d1	d2	L	M			
EMA16-55-CK1	15.9~20.2	CK1	19	11	55	48	TBGT0601□□L	1	0.08
EMA20-40-CK1	19.8~25.2	CK1	19	11	40	--		2	0.09
EMA25-40-CK2	24.8~32.2	CK2	24	14	40	--	TPGT0802□□L	2	0.13
EMA32-55-CK3	31.8~42.2	CK3	32	18	55	--		2	0.31
EMA42-70-CK4	41.8~55.2	CK4	39	22	70	--	TPGT1103□□L	2	0.63
EMA55-70-CK5	54.8~70.2	CK5	49	28	70	--		2	1.06
EMA70-70-CK6	69.8~85.2	CK6	62	36	70	--		3	2.10
EMA85-100-CK6	84.8~100.2	CK6	62	36	100	--		3	2.9
EMA100-100-CK7	99.5~140.5	CK7	83	42	100	--		3	4.3
EMA140-100-CK7	139.5~180.5	CK7	83	42	100	--		3	5.1

- EMA精镗刀头适用于精切削镗孔，工作范围16~180均可搭配选用。
- 16~32：调整刻度为圆周50等分，每格调整尺寸为半径0.01mm。
- 32~180：调整刻度为圆周100等分，每格调整尺寸为半径0.005mm。
- 精密导程螺丝位于内部，不受切屑、磨损、生锈等影响，具有内部润滑，精准耐用。
- 内藏式水孔，刀尖直接冷却，刀片寿命长。
- 调整伸缩部为方型结构，双支撑面固定，所以切削稳固且刚性大。

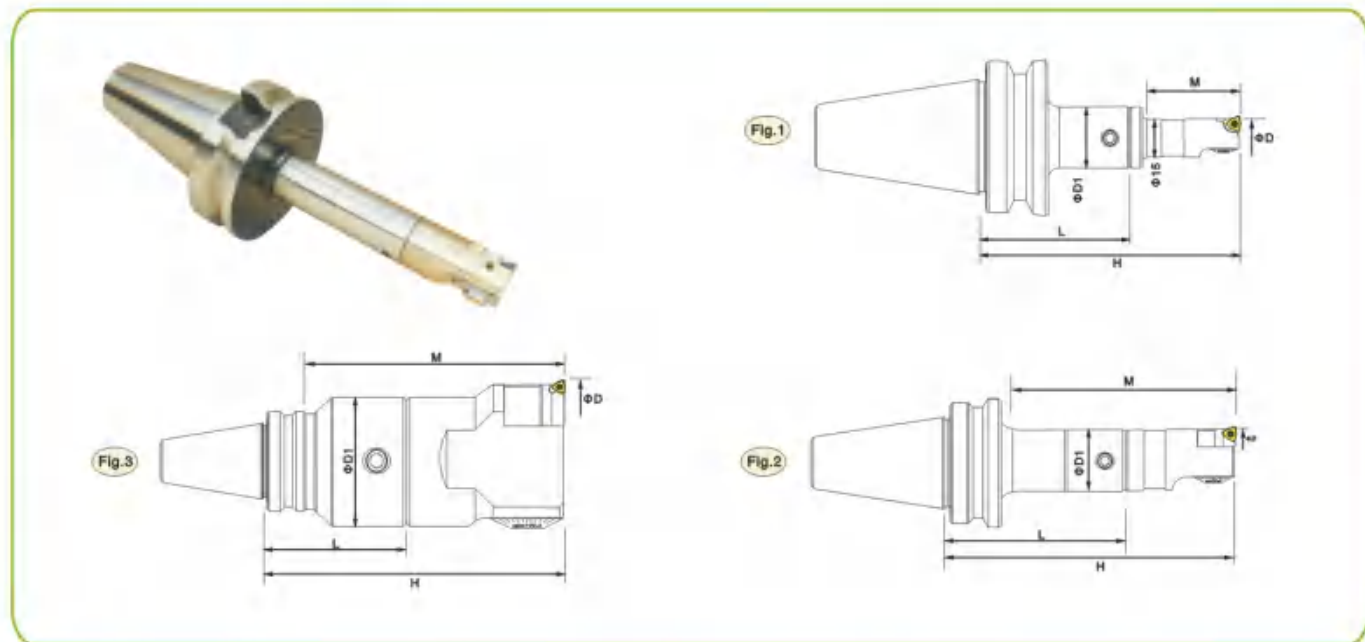
- EMA boring cutter head for precision cutting boring mills, the working range of 16 to 180 are available with a choice.
- 16~32: Adjusting the scale for the circumference of 50 equal portions, each grid resize diameter 0.01 mm.
- 32~180: Adjusting the scale for the circumference of 100 equal portions, each grid resize diameter 0.005 mm.
- Precise lead screw in the interior, form chip, wear, rust and other effects of an internal lubrication, precise and durable.
- Built-in water hole, tip the direct cooling, blade long life.
- Adjust the telescopic structure of the Department for aquare, pairs of support surface is fixed, so cutting a solid and rigid.

BT-EMA 精镗刀
BT-EMA fine boring arbor

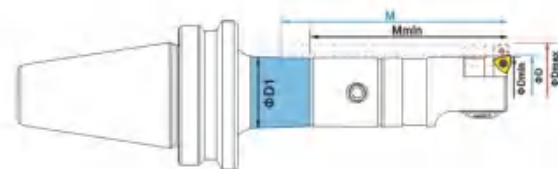


型号 Designation	镗孔范围 Boring Range ΦD	有效深度 Boring depth M	组合内容 Modular content		Fig.	接口型号 CK Number	尺寸 Dimension (mm)			重量 Weight (KG)	
			主轴柄 Holder	精镗头 Boring heads			H	L	D1		
BT30	EMA16-125	15.9~20.2	48	BT30-CK1-70	EMA16-55-CK1	1	CK1	70	125	19	0.55
	EMA20-110	19.8~25.2	85	BT30-CK1-70	EMA20-40-CK1	2	CK1	70	110	19	0.56
	EMA25-120	24.8~32.2	95	BT30-CK2-80	EMA25-40-CK2	2	CK2	80	120	24	0.61
	EMA32-135	31.8~42.2	110	BT30-CK3-80	EMA32-55-CK3	2	CK3	80	135	31	0.74
	EMA42-130	41.8~55.2	105	BT30-CK4-60	EMA42-70-CK4	2	CK4	60	130	39	1.19
	EMA55-130	54.8~70.2	108	BT30-CK5-60	EMA55-70-CK5	2	CK5	60	130	49	1.73
BT40	EMA16-130	15.9~20.2	90	BT40-CK1-75	EMA16-55-CK1	1	CK1	75	130	19	1.14
	EMA16-170	15.9~20.2	110	BT40-CK1-115	EMA16-55-CK1	1	CK1	115	170	19	1.17
	EMA20-115	19.8~25.2	85	BT40-CK1-75	EMA20-40-CK1	2	CK1	75	115	19	1.16
	EMA20-145	19.8~25.2	125	BT40-CK1-115	EMA20-40-CK1	2	CK1	115	155	19	1.24
	EMA25-125	24.8~32.2	95	BT40-CK2-85	EMA25-40-CK2	2	CK2	85	125	24	1.2
	EMA25-160	24.8~32.2	130	BT40-CK2-120	EMA25-40-CK2	2	CK2	120	160	24	1.28
	EMA32-150	31.8~42.2	120	BT40-CK3-95	EMA32-55-CK3	2	CK3	95	150	31	1.55
	EMA32-200	31.8~42.2	170	BT40-CK3-145	EMA32-55-CK3	2	CK3	145	200	31	1.72
	EMA42-155	41.8~55.2	120	BT40-CK4-85	EMA42-70-CK4	2	CK4	85	155	39	1.78
	EMA42-205	41.8~55.2	175	BT40-CK4-135	EMA42-70-CK4	2	CK4	135	205	39	2.66
	EMA55-175	54.8~70.2	120	BT40-CK5-105	EMA55-70-CK5	2	CK7	105	175	49	2.84
	EMA55-235	54.8~70.2	175	BT40-CK5-165	EMA55-70-CK5	2	CK5	165	235	49	4.36
	EMA70-135	69.8~85.2	105	BT40-CK6-65	EMA70-70-CK6	3	CK5	65	135	62	2.47
	EMA70-185	69.8~85.2	155	BT40-CK6-115	EMA70-70-CK6	3	CK6	115	185	62	3.22
	EMA70-235	69.8~85.2	205	BT40-CK6-165	EMA70-70-CK6	3	CK6	165	235	62	3.97
	EMA85-185	84.8~100.2	185	BT40-CK6-115	EMA85-100-CK6	3	CK6	115	185	62	4.26
EMA85-235	84.8~100.2	235	BT40-CK6-165	EMA85-100-CK6	3	CK6	165	235	62	5.01	
EMA100-190	99.5~140.5	163	BT40-CK7-90	EMA100-100-CK7	3	CK7	90	190	83	6.96	
EMA140-190	139.5~180.5	163	BT40-CK7-90	EMA140-100-CK7	3	CK7	90	190	83	7.76	

BT-EMA精镗刀
BT-EMA Fine boring arbor



型号 Designation	镗孔范围 Boring Range ΦD	有效深度 Boring depth M	组合内容 Modular content		Fig	接口型号 CK Number	尺寸 Dimension (mm)			重量 Weight (KG)	
			主轴柄 Holder	精镗头 Boring heads			H	L	D1		
BT50	EMA16-170	15.9~20.2	48	BT50-CK1-115	EMA16-55-CK1	1	CK1	170	115	19	3.84
	EMA20-155	19.8~25.2	80	BT50-CK1-115	EMA20-40-CK1	2	CK1	155	115	19	3.85
	EMA20-185	19.8~25.2	110	BT50-CK1-145	EMA20-40-CK1	2	CK1	185	145	19	3.97
	EMA25-150	24.8~32.2	120	BT50-CK2-110	EMA25-40-CK2	22	CK2	150	110	24	3.94
	EMA25-180	24.8~32.2	150	BT50-CK2-140	EMA25-40-CK2	2	CK2	180	140	24	4.18
	EMA32-190	31.9~42.2	145	BT50-CK3-135	EMA32-55-CK3	2	CK3	190	135	31	4.17
	EMA32-230	31.9~42.2	185	BT50-CK3-175	EMA32-55-CK3	2	CK3	230	175	31	4.45
	EMA42-195	41.8~55.2	155	BT50-CK4-125	EMA42-70-CK4	2	CK4	195	125	39	4.68
	EMA42-255	41.8~55.2	215	BT50-CK4-185	EMA42-70-CK4	2	CK4	255	185	39	5.20
	EMA55-210	54.8~70.2	170	BT50-CK5-140	EMA55-70-CK5	2	CK5	210	140	49	5.22
	EMA55-280	54.8~70.2	240	BT50-CK5-210	EMA55-70-CK5	2	CK5	280	210	49	6.66
	EMA70-165	69.8~85.2	125	BT50-CK6-95	EMA70-70-CK6	2	CK6	165	95	62	6.55
	EMA70-240	69.8~85.2	180	BT50-CK6-170	EMA70-70-CK6	2	CK6	240	170	62	7.79
	EMA70-300	69.8~85.2	260	BT50-CK6-230	EMA70-70-CK6	2	CK6	300	230	62	8.21
	EMA85-195	84.8~100.2	155	BT50-CK6-95	EMA85-100-CK6	2	CK6	195	95	62	7.35
	EMA85-270	84.8~100.2	210	BT50-CK6-170	EMA85-100-CK6	2	CK6	270	170	62	8.59
	EMA85-300	84.8~100.2	290	BT50-CK6-230	EMA85-100-CK6	2	CK6	330	230	62	9.01
	EMA100-205	99.5~140.5	165	BT50-CK7-105	EMA100-100-CK7	2	CK7	205	105	83	9.64
	EMA100-285	99.5~140.5	245	BT50-CK7-185	EMA100-100-CK7	2	CK7	285	185	83	13.2
	EMA100-300	99.5~140.5	310	BT50-CK7-250	EMA100-100-CK7	2	CK7	350	250	83	14.5
	EMA140-205	139.5~180.5	165	BT50-CK7-105	EMA140-100-CK7	2	CK7	205	105	83	10.4
	EMA140-285	139.5~180.5	245	BT50-CK7-185	EMA140-100-CK7	2	CK7	285	185	83	13.9
	EMA140-350	139.5~180.5	310	BT50-CK7-250	EMA140-100-CK7	2	CK7	350	250	83	15.2



EMR段差式双刃粗搪头 (角度段差型)
EMR Drop height double cutter boring head (angle drop height type)



加工范围 Φ25-Φ204
Processing range Φ25-Φ204

型号 Designation	镗孔范围 Boring Range ΦD	尺寸 Dimension (mm)		适用刀片 Applicable inserts	螺钉 Clamp screw	扳手 Wrench	重量 Weight (KG)
		CK NO	L				
EMR25-50-CK2	25~35	CK2	50	CCMT060204	M2.5X6	T8	0.13
EMR32-60-CK3	32~45	CK3	60	CCMT060204	M2.5X6	T8	0.27
EMR40-74-CK4	40~55	CK4	74	CCMT09T308	M4X10	T15	0.51
EMR52-80-CK5	52~75	CK5	80	CCMT120408	M5X11	T20	0.80
EMR68-90-CK6	68~100	CK6	90	CCMT120408	M5X11	T20	1.12
EMR90-100-CK6	90~130	CK6	100	CCMT120408	M5X11	T20	2.21
EMR120-95-BST	120~164	BST	95				2.93
EMR160-95-BST	160~204	BST	95				4.12


- 适用于大切削量粗搪，段差切削更利于断屑以及减少切削工时。
- 比普通型更耐用更经济 (刀片可用4个角)，强烈推荐在搪削不需清直角的盲孔及通孔时使用。
- 小刀夹加厚设计，在小径粗搪或小刀夹伸出量较大时也能无振动、稳定加工。
- 同一搪头本体只要更换不同的小刀夹，就可以适应通孔，盲孔，段差等不同的加工形态。
- Suitable for large cutting of coarse sugar, Duan difference is more conducive to cutting off chip and to reduce the cutting working hours.
- More durable than the general-purpose and more economical (blades are available 4 angle), it is strongly recommended to keep out without clear cut rectangular and through-hole use.
- Knife folder thicker design, rough trails extending the amount of sugar or a knife folder can also be no larger vibration and stable machining.
- The same sugar as long as the first body of the knife switch to a different folder, you can adapt to through-hole, blind hole, and poor segment of the processing of diffe.....

刀片需单独订购
Blade must be ordered separately

适用单刃搪孔，双刃搪孔及高低搪孔。
搪孔范围：25-204mm。
新型刀背滑座设计，刀背铺强。加工时，滑座曾受的两个作用力相互抵消，产生最大刚性和切削力，适用个形态的搪孔作业。
可依照不同加工要求，轻易调整镗刀，做少量多样的加工。加工深度可配合延长杆至所需长度。
清晰地侧边刻度，协助使用者轻易调整到所需的孔径范围。
适合在各型切削中心机和镗床上配合使用。并可配合各种品牌规格相同的刀片。
即省刀具研磨时间并大幅度增加搪孔效率。
高低断差设计，平刃高低刃均可采用。
直径120以上大孔径镗刀，使用直接组件，结构简单刚性强。


For a single edge boring mills, double-edged holes and high-sugar low-sugar hole.
Boring range: 25~204mm.
Slide the new blade design, knife blade reinforcement. Longer working hours and slide the two forces cancel each other who have been to produce the greatest and cutting force, applicable to all forms of sugar-hole operations.
In accordance with different processing requirements can be easily adjust the boring knife, make a small amount of diverse processing. Machining depth can be with the rod to the required length.
Clear side of the scale, to help users easily adjust to the desired aperture range.
Suitable for all types of machining centers machine or boring mills used in conjunction with a variety of brands can be the same size blade.
Save time and a substantial increase in tool grinding efficiency of sugar hole.
Poor design of high and low cut, flat-blade or high or low edge can be used.
Diameter of more than 120 large aperture boring cutter, using a direct component, simple structure and rigid.

BT-EMR 粗镗刀
BT-EMR Ough boring arbor



型号 Designation	镗孔范围 Boring Range ΦD	有效深度 Boring depth M	组合内容 Modular content		接口型号 CK Number	尺寸 Dimension (mm)			重量 Weight (KG)	
			主轴柄 Holder	精镗头 Boring heads		H	L	D1		
BT30	EMR25-130	25~35	105	BT30-CK2-80	EMA25-50-CK2	CK2	130	80	24	0.61
	EMR32-140	32~45	115	BT30-CK3-80	EMR32-60-CK3	CK3	140	80	31	0.74
	EMR40-134	40~55	110	BT30-CK4-60	EMR40-74-CK4	CK4	134	60	39	1.07
	EMR52-140	52~75	118	BT30-CK5-60	EMR52-80-CK5	CK5	140	60	49	1.47
BT40	EMR25-135	25~35	105	BT40-CK2-85	EMR25-50-CK2	CK2	135	85	24	1.20
	EMR25-170	25~35	145	BT40-CK2-120	EMR25-50-CK2	CK2	170	120	24	1.39
	EMR32-155	32~45	125	BT40-CK3-95	EMR32-60-CK3	CK3	155	95	31	1.33
	EMR32-205	32~45	175	BT40-CK3-145	EMR32-60-CK3	CK3	205	145	31	1.68
	EMR40-160	40~55	125	BT40-CK4-85	EMR40-74-CK4	CK4	160	85	39	2.04
	EMR40-210	40~55	180	BT40-CK4-135	EMR40-74-CK4	CK4	210	135	39	2.54
	EMR52-185	52~75	155	BT40-CK5-105	EMR52-80-CK5	CK5	185	105	49	2.58
	EMR52-245	52~75	215	BT40-CK5-165	EMR52-80-CK5	CK5	245	165	49	3.30
	EMR58-155	68~100	125	BT40-CK6-65	EMR68-90-CK6	CK6	155	65	62	2.79
	EMR68-205	68~100	175	BT40-CK6-115	EMR68-90-CK6	CK6	205	115	62	3.58
	EMR68-255	68~100	225	BT40-CK6-165	EMR68-90-CK6	CK6	255	165	62	4.60
	EMR90-165	90~130	135	BT40-CK6-65	EMR90-100-CK6	CK6	165	65	62	3.58
	EMR90-215	90~130	185	BT40-CK6-115	EMR90-100-CK6	CK6	215	115	62	4.37
	EMR90-265	90~130	235	BT40-CK6-165	EMR90-100-CK6	CK6	265	165	62	5.39
	EMR120-165	120~164	130	BT40-BST-70	EMR120-95-BST	BST	165	70	95	4.35
	EMR160-165	160~204	130	BT40-BST-70	EMR160-95-BST	BST	165	70	95	5.49

BT-EMR 粗镗刀
BT-EMR Ough boring arbor



型号 Designation	镗孔范围 Boring Range ΦD	有效深度 Boring depth M	组合内容 Modular content		接口型号 CK Number	尺寸 Dimension (mm)			重量 Weight (KG)	
			主轴柄 Holder	精镗头 Boring heads		H	L	D1		
BT50	EMR25-160	25~35	130	BT50-CK2-110	EMR25-50-CK2	CK2	160	110	24	3.94
	EMR25-190	25~35	160	BT50-CK2-140	EMR25-50-CK2	CK2	190	140	24	4.32
	EMR32-195	32~45	150	BT50-CK3-135	EMR32-60-CK3	CK3	195	135	31	4.13
	EMR32-235	32~45	190	BT50-CK3-175	EMR32-60-CK3	CK3	235	175	31	4.41
	EMR40-200	40~55	160	BT50-CK4-125	EMR40-74-CK4	CK4	200	125	39	4.56
	EMR40-260	40~55	220	BT50-CK4-185	EMR40-74-CK4	CK4	260	185	39	5.08
	EMR52-220	52~75	180	BT50-CK5-140	EMR52-80-CK5	CK5	220	140	49	4.96
	EMR52-290	52~75	250	BT50-CK5-210	EMR52-80-CK5	CK5	290	210	49	6.40
	EMR68-185	68~100	145	BT50-CK6-95	EMR68-90-CK6	CK6	185	95	62	5.87
	EMR68-260	68~100	200	BT50-CK6-170	EMR68-90-CK6	CK6	260	170	62	7.11
	EMR68-320	68~100	280	BT50-CK6-230	EMR68-90-CK6	CK6	320	230	62	7.53
	EMR90-195	90~130	155	BT50-CK6-95	EMR90-100-CK6	CK6	195	95	62	6.65
	EMR90-270	90~130	210	BT50-CK6-170	EMR90-100-CK6	CK6	270	170	62	7.90
	EMR90-330	90~130	290	BT50-CK6-230	EMR90-100-CK6	CK6	330	230	62	8.33
	EMR120-195	120~164	155	BT50-BST-100	EMR120-95-BST	BST	195	100	95	7.38
	EMR120-245	120~164	205	BT50-BST-150	EMR120-95-BST	BST	245	150	95	8.63
EMR120-295	120~164	255	BT50-BST-200	EMR120-95-BST	BST	295	200	95	9.04	
EMR120-345	120~164	305	BT50-BST-250	EMR120-95-BST	BST	345	250	95	9.98	
EMR120-395	120~164	365	BT50-BST-300	EMR120-95-BST	BST	395	300	95	11.72	
EMR160-195	160~204	155	BT50-BST-100	EMR160-95-BST	BST	195	100	95	8.57	
EMR160-245	160~204	205	BT50-BST-150	EMR160-95-BST	BST	245	150	95	9.81	
EMR160-295	160~204	255	BT50-BST-200	EMR160-95-BST	BST	295	200	95	10.23	
EMR160-345	160~204	305	BT50-BST-250	EMR160-95-BST	BST	345	250	95	10.98	
EMR160-395	160~204	365	BT50-BST-300	EMR160-95-BST	BST	395	300	95	12.31	

BT-ER 弹性刀柄 BT-ER Collet chuck	E001
BT-ER 弹性刀柄 BT-ER Collet chuck	E002
BT-C 强力型刀柄 BT-C Milling chuck	E003
BT-C 强力型刀柄套装 BT-C Milling chuck set	E004
BT-FMA 平面铣刀柄 (英制) BT-FMA Face mill holder FMA-FMB 面铣刀转换接头 FMA-FMB face mill transition joint	E005
BT-FMB 平面铣刀柄 (公制) BT-FMB Face mill holder	E006
BT-SLA 侧固式铣刀柄 BT-SLA Side lock end mill holder	E007
BT-MTA 莫式锥度刀柄 BT-MTA Morse taper sleeve (sleeve (typeA))	E008
BT-MTB 莫式锥度刀柄 BT-MTB Morse taper sleeve (sleeve (typeB))	E009
C-APU 直柄式钻夹头 C-APU Integrated keyless drill chuck MT-APU 莫式柄一体式钻夹头 MT-APU Morse drill chuck BT-APU 一体式钻夹头 BT-APU Drill chuck	E010
BT-HM 液压刀柄 BT-HM Hydraulic expansion chuck	E011
BT-MX 后拉式刀柄 BT-MX Collet chuck MS 筒夹 MS collet	E012
ISO-GER 高速ER刀柄 ISO-GER High speed er collet chuck 无键槽锁刀座 Locks the tool apron without the key slot ISO-GSK 弹性刀柄 ISO-GSK Flexible Shank	E013
C-FMA 直柄面铣刀杆 (英制) C-FMA Face mill extension (English) C-FMB 直柄面铣刀杆 (公制) C-FMB Face mill extension (Metric)	E015
ER 延长杆 (A型·铣刀用) ER Extension (A type·for miller) ER 延长杆 (A型·车床用) ER Extension (A type·for lathe)	E016
ER 延长杆 (M/UM型) ER Extension (M/UM type)	E017
强力筒夹 Power milling OZ 弹性筒夹 OZ Spring collets	E018
ER 弹性筒夹 ER Spring collets	E019
SD 筒夹 SD Collet	E020
液压筒夹 Hydraulic collet	E021
螺帽 Clamping nut	E022
ER 型扳手 ER Spanner C 型扳手 C Spanner OZ 型扳手 OZ Spanner	E023
ES 警示鸣音光电寻边器 ES Electronic edge finder with led and beep OP 光电式寻边器 OP Electronic edge finder with led and beep ME 偏心式寻边器 ME Rotary edge finder HME 超硬膜偏心式寻边器 (无磁) HME Rotary edge finder	E024
ZDI-50 量表式Z轴设定器 (有磁性) Z-Axis zero presetter(magnetic) ZOP-50 光电式Z轴设定器 ZOP-50 electro-optical type Z axis hypothesis 测试棒 Test bar	E025
锁刀座 Toll locking fixture 清洁棒 Spindle taper wiper 万能夹具组 Omnipotent accessories group 刀具管理车 Toll trolley	E026
拉钉 Puller bolt	E027
BT 锥柄规格尺寸 BT bit holder specification size CAT 锥柄规格尺寸 CAT bit holder specification size ISO 锥柄规格尺寸 ISO bit holder specification size	E028

夹持具 E

ACCESSORIES



BT-ER弹性刀柄
BT-ER Collet chuck

BT-ER弹性刀柄
BT-ER Collet chuck

型号说明 Model explanation
BT40 ER 20 70

刀柄形状 从基准面开始的长度
夹头略号 最大把握直径

材料为特殊合金钢 硬度 30S ± 1HRC

- 设计简单方便, 精度高。
- Designs simply convenient, the precision is high.

型号说明 Model explanation
BT50 ER 20 100

刀柄形状 从基准面开始的长度
夹头略号 最大把握直径

材料为特殊合金钢 硬度 30S ± 1HRC

- 设计简单方便, 精度高。
- Designs simply convenient, the precision is high.

型号 Cat.No	尺寸Size				筒夹 suitable collet	扳手 suitable spanner	重量 Weight (KG)	
	D	D1	L1	L				
BT30	-ER11-70	11	19	70	118.4	ER11	ER11A-BS	0.45
	-ER11-100	11	19	100	148.4	ER11	ER11A-BS	0.55
	-ER16-70	16	28	70	118.4	ER16	ER16A-BS	0.55
	-ER16-100	16	28	100	148.4	ER16	ER16A-BS	0.80
	-ER20-70	20	34	70	118.4	ER20	ER20A-BS	0.75
	-ER20-100	20	34	100	148.4	ER20	ER20A-BS	0.85
	-ER25-70	25	42	70	118.4	ER25	ER25UM-BS	0.70
	-ER25-100	25	42	100	148.4	ER25	ER25UM-BS	1.45
	-ER32-70	32	50	70	118.4	ER32	ER32UM-BS	0.95
	-ER32-100	32	50	100	148.4	ER32	ER32UM-BS	1.05
	-ER40-80	40	63	80	128.4	ER40	ER40UM-BS	1.20
	BT40	-ER11-70	11	19	70	135.4	ER11	ER11A-BS
-ER11-100		11	19	100	165.4	ER11	ER11A-BS	1.00
-ER16-70		16	28	70	135.4	ER16	ER16A-BS	1.20
-ER16-100		16	28	100	165.4	ER16	ER16A-BS	1.30
-ER16-150		16	28	150	215.4	ER16	ER16A-BS	1.40
-ER20-70		20	34	70	135.4	ER20	ER20A-BS	1.40
-ER20-100		20	34	100	165.4	ER20	ER20A-BS	1.50
-ER20-150		20	34	150	215.4	ER20	ER20A-BS	1.80
-ER25-70		25	42	70	135.4	ER25	ER25UM-BS	1.30
-ER25-100		25	42	100	200.4	ER25	ER25UM-BS	1.65
-ER25-150		25	42	150	215.4	ER25	ER25UM-BS	2.25
-ER32-70		32	50	70	135.4	ER32	ER32UM-BS	1.30
-ER32-100		32	50	100	165.4	ER32	ER32UM-BS	1.70
-ER32-150		32	50	150	215.4	ER32	ER32UM-BS	2.50
-ER40-80		40	63	80	145.4	ER40	ER40UM-BS	1.50
-ER40-100		40	63	100	165.4	ER40	ER40UM-BS	2.05
-ER40-150		40	63	150	215.4	ER40	ER40UM-BS	3.10
-ER50-85		50	78	85	145.4	ER50	ER50UM-BS	1.70
-ER50-100	50	78	100	165.4	ER50	ER50UM-BS	2.10	

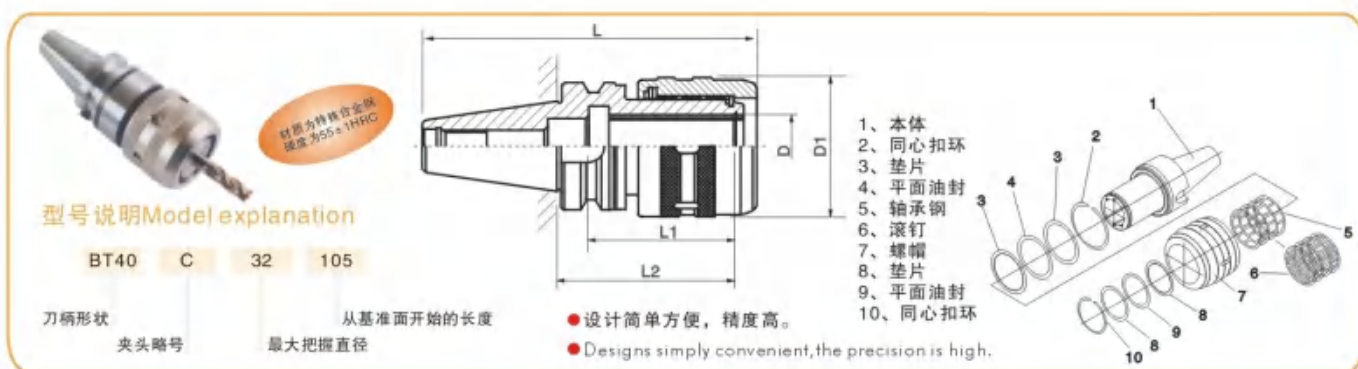
型号 Cat.No	尺寸Size				筒夹 suitable collet	扳手 suitable spanner	重量 Weight (KG)	
	D	D1	L1	L				
BT50	-ER16-100	16	28	100	201.8	ER16	ER16A-BS	4.30
	-ER16-150	16	28	150	251.8	ER16	ER16A-BS	4.40
	-ER20-100	20	34	100	201.8	ER20	ER20A-BS	4.30
	-ER20-150	20	34	150	251.8	ER20	ER20A-BS	4.70
	-ER20-200	20	34	200	301.8	ER20	ER20A-BS	4.90
	-ER25-90	25	42	90	201.8	ER25	ER25UM-BS	4.40
	-ER25-150	25	42	150	251.8	ER25	ER25UM-BS	4.70
	-ER25-200	25	42	200	301.8	ER25	ER25UM-BS	5.50
	-ER32-100	32	50	100	201.8	ER32	ER32UM-BS	4.80
	-ER32-150	32	50	150	251.8	ER32	ER32UM-BS	5.30
	-ER32-200	32	50	200	301.8	ER32	ER32UM-BS	5.50
	-ER40-100	40	63	100	201.8	ER40	ER40UM-BS	4.40
	-ER40-150	40	63	150	251.8	ER40	ER40UM-BS	5.20
	-ER40-200	40	63	200	301.8	ER40	ER40UM-BS	6.20
	-ER50-90	50	78	90	291.8	ER50	ER50UM-BS	4.60
	-ER50-120	50	78	120	221.8	ER50	ER50UM-BS	5.50
	-ER50-165	50	78	165	266.8	ER50	ER50UM-BS	6.10

⚠ 请不要使用杆部有缺口或有平面的刀具禁止空锁 (未插入刀具锁紧)
Please do not use the bar there are gaps in the Department of the cutting tool or a flat. Ban air lock. (not insert a cutting tool by tight)

- 1.筒夹样式有弹性、止水、刚性攻牙、伸缩攻牙、极小内孔等共选择。
- 2.弹性筒夹偏摆精度有标准级 (0.015MM以内), A级 (0.01以内)。
- 3.整支通孔, 利于出水及抗震。
- 4.装夹时筒夹必须先置入螺帽, 再装入刀具, 最后锁入刀具。
- 5.刀具置入筒夹, 必须超出筒夹内控有效夹持长度, 避免不当锁紧, 造成损失。
- 6.使用正确扳手装置, 不可任意改变以免造成损坏。

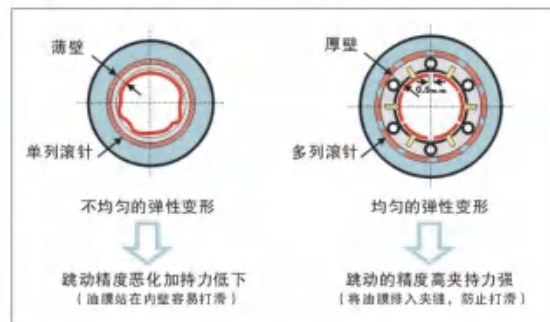
- 1.Collet style afflexible, sealing, rigid tapping, stretching tapping, a very small hole, etc. were selected.
- 2.Collet Runout accuracy of standard-class (0.015MM or less), A level (0.01 or less).
- 3.Whole branch hole, which will help the water and shock.
- 4.Collet fixture must be placed when the nut, and then loaded knives, finally locked into the shank.
- 5.Kinives into Collet Collet bore must go beyond the effective clamping length, avoid losses.
- 6.To use the correct wrench device, can not be arbitrarily changed so as to avoid damage.

BT-C 强力型刀柄
BT-C Milling chuck



型号 Cat.No	尺寸Size						筒夹 suitable collet	扳手 suitable spanner	重量 Weight (KG)
	D	L2	L1	L	D1				
BT30 -C20-80	20	80	45	70	128.4	53	C20-BS	C20	1.80
-C25-80	25	80	48	73	128.4	60	C25-BS	C25	1.95
BT40 -C20-105	20	105	45	70	170.4	53	C20-BS	C20	2.60
-C25-105	25	105	48	73	170.4	60	C25-BS	C25	2.65
-C32-105	32	105	50	76	170.4	70	C32-BS	C32	2.80
-C32-135	32	135	50	76	200.4	70	C32-BS	C32	3.00
-C32-165	32	165	50	76	230.4	70	C32-BS	C32	3.50
BT50 -C20-105	20	105	45	70	206.8	53	C20-BS	C20	4.50
-C25-105	25	105	48	73	206.8	60	C25-BS	C25	4.60
-C32-105	32	105	60	95	206.8	70	C32-BS	C32	5.15
-C32-135	32	135	60	95	236.8	70	C32-BS	C32	5.90
-C32-165	32	165	60	95	266.8	70	C32-BS	C32	6.60
-C42-115	42	115	60	98	216.8	92	C42-BS	C42	6.10
-C42-135	42	135	60	98	236.8	92	C42-BS	C42	6.60
-C42-165	42	165	60	98	266.8	92	C42-BS	C42	7.40

支持高精度的加厚设计及独特的夹缝结构
Support for high-precision thick design and a unique structure of the slit



夹头的加厚设计, 可以增加刚性, 以承受立铣刀的重切削。而采用独特的夹缝结构, 可以使夹持部分均匀变形, 以获得强大的夹持力及稳定的跳动精度。

Chuck's thicker design can increase the rigidity to withstand the heavy cutting end mills. The use of a unique slit structure, and can make gripping part of the uniform deformation in order to obtain a powerful clamping force and stability of the beating of accuracy.

1. 刀柄内孔分割6槽以防止滑动, 并加大夹持力。
2. 采用两线装置为使当滑动至针锥面时滚动摩擦及脱落减至最小。
3. 刀具置入筒夹需超出筒夹有效夹持长度, 以避免因非完全夹持, 导致筒夹损坏、变形或脱刀情形发生。

1. Shank hole split six slots in order to prevent sliding, and increase the clamping force.
2. Two-wire device to make when sliding to rolling friction when the needle cone and minimize shedding.
3. The tool onto Collet Collet need to exceed the effective clamping length, in order to avoid non-totally gripping, resulting in Collet damaged, deformed or de-cutter things from happening.

- 夹持部加厚设计, 提高刚性, 防止震动。
- 夹持力强, 跳动精度高。

- Department of thicker clamping design, improve the rigidity and prevent vibration.
- Clamping strong, beating high precision.

BT-C 强力型刀柄套装
BT-C Milling chuck set



型号 Cat.No	COLLET	内附筒夹规格 Specifications included Collet
BT30-C20-80-7PCS	C20	3,4,6,8,10,12,16
BT40-C20-105-7PCS	C20	3,4,6,8,10,12,16
BT40-C32-105-7PCS	C32	6,8,10,12,16,20,25
BT40-C32-105-7PCS	C32	1/4,5/16,3/8,1/2,3/4,5/8,1"
BT50-C20-105-7PCS	C20	3,4,6,8,10,12,16
BT50-C32-105-7PCS	C32	6,8,10,12,16,20,25
BT50-C32-105-7PCS	C32	3/4,3/8,5/8,5/16, 1/4,1/2,1"
BT50-C42-115-8PCS	C42	6,8,10,12,16,20,25,32
BT50-C42-115-8PCS	C42	1/4,5/16,3/8,1/2,3/4,5/8,1", 1-1/4

- 以上套装含刀柄1支、筒夹7个或8个、木盒1个、扳手1支、拉钉1支。
- Set containing more than one knife handle, Collet 7 or 8, a wooden box, a wrench, pull a nail.

BT-FMA 平面铣刀柄 (英制)
BT-FMA Face mill holder



型号说明 Model explanation
BT40 FMA 25.4 60

刀柄形状 从基准面开始的长度
夹头略号 最大把握直径

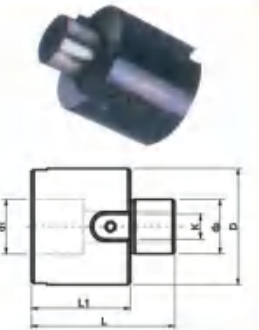
- 专用面铣刀盘用刀柄
- The special-purpose face milling cutter plate uses the hilt.

材质为特殊合金钢
硬度为58-61HRC

型号 Cat.No	尺寸 Size							重量 Weight (KG)
	D1	D	L1	L2	L	K1	K2	
BT30 -FMA25.4-45	25.4	50	45	20	113.4	4.52	9.52	1.00
-FMA25.4-60	25.4	50	60	20	128.4	4.52	9.52	1.30
-FMA31.75-45	31.75	60	45	22	115.4	6.7	12.7	1.35
BT40 -FMA25.4-45	25.4	50	45	20	130.4	4.52	9.52	1.80
-FMA25.4-90	25.4	50	90	20	175.4	4.52	9.52	2.60
-FMA31.75-45	31.75	60	45	22	132.4	6.7	12.7	2.00
-FMA31.75-90	31.75	60	90	22	177.4	6.7	12.7	2.90
-FMA38.1-60	38.1	75	60	25	150.4	8.87	15.87	2.80
-FMA50.8-90	50.8	98	90	26	181.4	9.75	19.05	4.60
BT50 -FMA25.4-45	25.4	50	45	20	166.8	4.52	9.52	4.40
-FMA25.4-90	25.4	50	90	20	211.8	4.52	9.52	5.10
-FMA25.4-150	25.4	50	150	20	271.8	4.52	9.52	6.10
-FMA31.75-45	31.75	80	45	22	168.8	6.7	12.7	4.50
-FMA31.75-90	31.75	80	90	22	213.8	6.7	12.7	5.70
-FMA31.75-150	31.75	80	150	22	273.8	6.7	12.7	6.00
-FMA38.1-60	38.1	60	60	25	186.8	8.87	15.87	4.90
-FMA38.1-150	38.1	98	150	25	276.8	8.87	15.87	5.70
-FMA50.8-90	50.8	95	90	26	217.8	9.75	19.05	6.95
-FMA50.8-150	50.8	95	150	26	277.8	9.75	19.05	7.90
-FMA47.62-75	47.62	128.75	75	32	208.8	12.5	25.4	7.90

- 整支通孔, 利于出水及抗震。
- 附带紧固螺丝。
- 试用中心内冷时, 请另外订购带有孔的紧固螺丝。
- The entire branch hole, which will help the water and shock.
- With fastening screws.
- Use cold center, please also ordered with fastening screw holes.

FMA-FMB 面铣刀转换接头
FMA-FMB face mill transition joint



型号 Cat.No	尺寸 Size					
	d2	d1	D	L1	L	K
FMA25.4-FMB22	22	25.4	47	42	62	10
FMA25.4-FMB27	27	25.4	60	42	62	124
FMA31.75-FMB32	32	31.75	76	42	66	14
FMA25.4×42	25.4	25.4	47	42	62	9.52
FMB22-FMA25.4	25.4	22	47	42	60	9.52
FMB27-FMA25.4	25.4	27	60	42	62	9.52
FMB32-FMA31.75	31.75	32	76	42	66	12.7
FMB22×42	22	22	47	42	60	10
FMB27×42	27	27	60	42	62	12

BT-FMB 平面铣刀柄 (公制)
BT-FMB Face mill holder



型号说明 Model explanation
BT40 FMB 22 60

刀柄形状 从基准面开始的长度
夹头略号 最大把握直径

- 专用面铣刀盘用刀柄
- The special-purpose face milling cutter plate uses the hilt.

材质为特殊合金钢
硬度为58-61HRC

型号 Cat.No	尺寸 Size							重量 Weight (KG)
	d1	D	L1	L2	L	K1	K2	
BT30 -FMB22-45	22	48	45	18	111.4	4.8	10	0.85
-FMB27-45	27	60	45	20	113.4	5.8	12	1.20
-FMB32-45	32	78	45	22	115.4	6.8	14	1.35
BT40 -FMB22-45	22	48	45	18	128.4	4.8	10	1.45
-FMB22-60	22	48	60	18	143.4	4.8	10	1.70
-FMB22-100	22	48	100	18	183.4	4.8	10	2.10
-FMB22-120	22	48	120	18	205.4	4.8	10	2.30
-FMB22-150	22	48	150	18	233.4	4.8	10	3.10
-FMB22-200	22	48	200	18	283.4	4.8	10	3.80
-FMB22-250	22	48	250	18	283.4	4.8	10	4.50
-FMB22-300	22	48	300	18	333.4	4.8	10	5.10
-FMB27-45	27	68	45	20	128.4	5.8	12	1.60
-FMB32-45	32	78	45	22	128.4	6.8	14	1.70
-FMB40-45	40	80	45	25	128.4	8.3	16	2.10
BT50 -FMB22-45	22	48	45	18	164.8	4.8	10	4.50
-FMB22-100	22	48	100	18	201.8	4.8	10	5.20
-FMB22-150	22	48	150	18	269.8	4.8	10	6.80
-FMB22-200	22	48	200	18	319.8	4.8	10	7.00
-FMB22-250	22	48	250	18	369.8	4.8	10	8.00
-FMB27-75	27	60	75	20	176.8	5.8	12	5.20
-FMB27-150	27	60	150	20	269.8	5.8	12	7.50
-FMB27-200	27	60	200	20	319.8	5.8	12	9.50
-FMB32-75	32	78	75	22	176.8	6.8	14	5.50
-FMB32-150	32	78	150	22	269.8	6.8	14	7.00
-FMB40-75	40	89	75	25	176.8	8.3	16	5.90
-FMB40-150	40	89	150	25	269.8	8.3	16	7.80
-FMB60-60	60	140	60	26	161.8	12.5	25.4	8.50

- 整支通孔, 利于出水及抗震。
- 附带紧固螺丝。
- 试用中心内冷时, 请另外订购带有孔的紧固螺丝。
- The entire branch hole, which will help the water and shock.
- With fastening screws.
- Use cold center, please also ordered with fastening screw holes.

BT-SLA 侧固式铣刀柄
BT-SLA Side lock end mill holder

BT-MTA 莫式锥度刀柄
BT-MTA Morse taper sleeve /sleeve (typeA)

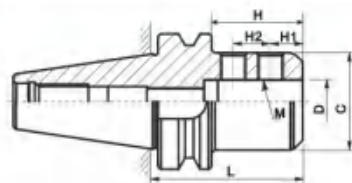
型号说明 Model explanation

BT40 SLA 10 60

刀柄形状 从基准面开始的长度
夹头编号 最大把握直径



材质为特殊合金钢
硬度为55±1HRC



- 不分孔径皆为二底锁紧螺丝。
- 用于夹持具有侧固平面的刀具。
- Regardless of aperture jie Wei 2 locking screws.
- For gripping the tool with a side of solid plane.

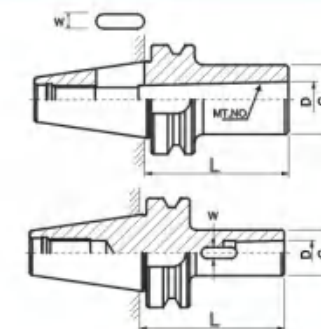
型号说明 Model explanation

BT40 MTA 1 45

刀柄形状 从基准面开始的长度
夹头编号 最大把握直径



材质为特殊合金钢
硬度为55±1HRC



型号 Cat.No	尺寸 Size						重量 Weight (KG)			
	φD	L	φC	H		H1		H2	M	
				MIN	MAX					
BT30	-SLA6-60	6	60	25	20	35	18	--	M6	0.55
	-SLA8-60	8	60	28	20	35	18	--	M8	0.6
	-SLA10-60	10	60	35	35	50	14	13	M10	0.7
	-SLA12-60	12	60	40	35	50	14	13	M10	0.75
	-SLA16-90	16	90	40	55	70	25	20	M10	1.05
	-SLA20-90	20	90	50	55	70	25	20	M12	1.1
	-SLA25-90	25	90	50	55	70	25	20	M12	1.7
	-SLA32-105	32	105	60	65	80	25	25	M16	1.85
BT40	-SLA6-75	6	75	25	20	35	18	--	M6	1.2
	-SLA8-75	8	75	28	20	35	18	--	M8	1.25
	-SLA10-75	10	75	35	35	50	14	13	M10	1.3
	-SLA12-75	12	75	40	35	50	14	13	M10	1.35
	-SLA16-90	16	90	40	55	70	25	20	M10	1.6
	-SLA20-90	20	90	50	55	70	25	20	M12	1.65
	-SLA25-90	25	90	50	55	70	25	20	M12	2.5
	-SLA32-105	32	105	60	65	80	25	25	M16	2.8
	-SLA40-105	40	105	70	65	80	25	25	M20	2.95
	-SLA42-105	42	105	70	65	80	25	25	M20	3.15
BT50	-SLA6-105	6	105	25	20	35	--	--	M6	3.9
	-SLA8-105	8	105	28	20	35	--	--	M8	3.9
	-SLA10-105	10	105	35	35	50	13	13	M10	4.0
	-SLA12-105	12	105	40	35	50	13	13	M10	4.0
	-SLA16-105	16	105	50	55	70	20	20	M10	4.5
	-SLA20-105	20	105	50	55	70	20	20	M12	4.7
	-SLA20-150	20	150	50	55	70	20	20	M12	5.5
	-SLA20-200	20	200	50	55	70	20	20	M12	6.0
	-SLA25-105	25	105	50	55	70	20	20	M12	5.2
	-SLA25-150	25	150	50	55	70	20	20	M12	6.0
	-SLA25-200	25	22	50	55	70	20	20	M12	7.5
	-SLA32-105	32	105	60	65	80	25	25	M16	6.0
	-SLA32-150	32	150	60	65	80	25	25	M16	6.5
	-SLA32-200	32	200	60	65	80	25	25	M16	7.3
	-SLA40-105	40	105	70	65	80	25	25	M20	6.6
	-SLA42-105	42	105	70	65	80	25	25	M20	7.2
	-SLA42-150	42	150	70	65	80	25	25	M20	7.8
-SLA42-250	42	250	70	65	80	25	25	M20	7.8	
-SLA50.8-120	51	120	90	65	80	35	35	M20	7.4	

- 刀具装着时，刃物的槽口平面部与刀柄的侧固螺钉对齐，强力锁紧。
侧固式柄部形状有不同，使用的侧固式刀柄也有区别，必须确认侧固式螺钉的位置。
- When the cutting tool is installing, when edge's notch even face aligns with the hilt side solid bolt, force locking.
The side solid-like handle department shape has the difference, the use side solid-like hilt also has the difference, must confirm the side solid-like bolt's position.

型号 Cat.No	尺寸 Size					重量 Weight (KG)	
	MT.NO	D	L	W	C		
BT30	MTA1-45	MTA1	12.065	45	20	5.6	0.55
	MTA2-45	MTA2	17.780	45	30	6.6	0.6
	MTA3-45	MTA3	23.825	45	40	8.4	0.7
BT40	MTA1-45	MTA1	12.065	45	25	5.6	1.05
	MTA1-120	MTA1	12.065	120	25	5.6	1.4
	MTA2-45	MTA2	17.780	45	32	6.6	1.1
	MTA2-120	MTA2	17.780	120	32	6.6	1.85
	MTA3-75	MTA3	23.825	75	40	8.4	1.25
	MTA3-135	MTA3	23.825	135	40	8.4	1.9
BT50	MTA4-90	MTA4	31.065	90	50	12.4	1.45
	MTA4-165	MTA4	31.065	165	50	12.4	2.5
	MTA1-45	MTA1	12.065	45	25	5.6	3.8
	MTA1-120	MTA1	12.065	120	25	5.6	4.3
	MTA1-180	MTA1	12.065	180	25	5.6	5.0
	MTA2-45	MTA2	17.780	45	25	6.6	4.0
	MTA2-135	MTA2	17.780	135	25	6.6	4.7
	MTA2-180	MTA2	17.780	180	25	6.6	5.0
BT50	MTA3-75	MTA3	23.835	75	40	8.4	3.8
	MTA3-150	MTA3	23.835	150	40	8.4	5.0
	MTA3-180	MTA3	23.835	180	40	8.4	5.5
	MTA4-90	MTA4	31.267	90	50	12.4	4.5
	MTA4-180	MTA4	31.267	180	50	12.4	5.5
	MTA5-105	MTA5	44.399	105			4.3

- 装刀具时，扁尾方向与刀柄孔对准插入，刃具向上用铜锤子，重重敲击拉打部分几下即可。
- 卸刀具时，对准扁孔的记号，用锤子敲击，卸刀具。这时请注意不要让刀具飞出来。
- When installs the cutting tool, the flat tail direction and the hilt hole alignment insertion, the cutting tool with the copper clock, layer on layer raps puller bolt part several upwardly then.
- When unloads the cutting tool, aims at the flat hole the symbol, with the clock sub-rap, unloads the cutting tool.
By now please note do not let the cutting tool fly.

BT-MTB 莫式锥度刀柄
BT-MTB Morse taper sleeve (sleeve typeB)

BT-APU-体式钻夹头
BT-APU Ddrill chuck

型号说明 Model explanation

BT40 MTB 1 45

刀柄形状 夹头略号 从基准面开始的长度 最大把握直径

- 采用长拉钉形式
Pull nails with long-form
- 报价时不含长拉钉, 需单独订购
Quote a long time without pulling nails, need to be ordered separately.

型号说明 Model explanation

BT40 APU 13 100

刀柄形状 夹头略号 从基准面开始的长度 最大把握直径

- 请把刀具柄部插到夹头后, 使柄部插入夹头。
- 锁紧刀具时请将刀具的柄径部分全部插入。
- 特别是小径的情况下, 请确认跳动精度。
- 刀具夹紧时, 刀具先插夹头, 用手扭紧, 最后用专用扳手强力锁紧。
- Please inserts the cutting tool handle department after the cartridge, do cause the handle part insertion cartridge. Locks when the cutting tool please completely insert cutting tool's handle diameter part.
- When the cutting tool clamps, the cutting tool inserts the cartridge first, turns tight with the hand, finally uses the special spanner force to lock.

型号 Cat.No	样式 Manner	尺寸 Size					重量 Weight (KG)	
		D	L	C	C1	G		
BT30	MTB1-45	1	12.065	45	25	10	M6×1	0.55
	MTB2-45	2	12.065	45	32	10	M10×1.5	0.55
BT40	MTB1-45	1	12.065	45	25	10	M6×1	1.05
	MTB2-45	2	17.780	45	32	13.5	M10×1.5	1.85
	MTB3-75	2	23.825	75	42	18	M12×1.75	1.3
BT40	MTB4-75	2	31.267	75	50	20.5	M16×2	1.4
	MTB1-45	1	12.065	45	25	10	M6×1	3.8
	MTB2-45	2	17.780	45	32	16	M10×1.5	3.9
BT50	MTB3-60	2	23.825	60	42	18	M12×1.75	4.0
	MTB4-75	2	31.267	75	50	20.5	M16×2	4.2
	MTB5-120	1	44.399	120	70	22.5	M20×2.5	4.3

型号 Cat.No	尺寸 Size				把握直径 Chucking Dia	重量 Weight (KG)	
	D1	D2	L1	L			
BT30	-APU8-80	36.5	46	80	137.4	0.3~8	0.80
	-APU13-110	48	46	110	158.4	1~13	1.85
BT40	-APU16-110	55.5	46	110	158.4	3~16	2.18
	-APU8-85	36.5	0.63	85	150.4	0.3~8	1.46
BT40	-APU13-105	48	0.63	105	170.4	1~13	2.00
	-APU13-130	48	0.63	130	195.4	1~13	2.33
	-APU16-105	55.5	0.63	105	170.4	3~16	2.33
BT40	-APU16-130	55.5	0.63	130	195.4	3~16	2.60
	-APU8-90	36.5	100	90	191.8	0.3~8	4.20
	-APU13-110	48	100	110	211.8	1~13	4.70
BT50	-APU13-180	48	100	180	281.8	1~13	5.80
	-APU16-115	55.5	100	115	216.8	3~16	5.10
	-APU16-130	55.5	100	130	236.8	3~16	4.80
BT50	-APU16-190	55.5	100	190	296.8	3~16	6.10

- 刃具装着时, 请锁紧刀柄上装刀用的锁紧螺钉。
- 拆卸刃具时, 先放松拉紧螺钉2~3圈, 然后在刀柄的头部分用锤子敲击, 放松接触面后, 再扭松螺钉, 取出刃具。
- When the cutting tool is installing, please lock the gib screw which the hilt upper garment knife uses.
- When disassembles the cutting tool, relaxes the tautness bolt first 2-3, then in the hilt head part with the clock sub-rap, after relaxing the contact face, then turns the loose bolt, takes out the cutting tool.

- 订购刀柄附带钻夹头专用扳手一支。
- The order hilt drills cartridge special spanner one in passing.

MTB长拉钉	型号 Cat.No	配套刀柄 Supporting Shank	G
	BT30-45° -MTB2	BT30-MTB2	M10×1.5
BT40-45° -MTB2	BT40-MTB2	M10×1.5	
BT40-45° -MTB3	BT40-MTB3	M12×1.75	
BT40-45° -MTB4	BT40-MTB4	M16×2	
BT50-45° MTB2	BT50-MTB2	M10×1.5	
BT50-45° -MTB3	BT50-MTB3	M12×1.75	
BT50-45° -MTB4	BT50-MTB4	M16×2	

C-APU 直柄式钻夹头
C-APU Integrated keyless drill chuck

MT-APU 莫式柄一体式钻夹头
MT-APU Morse's drill chuck

型号 Cat.No	L	型号 Cat.No	L
C20-APU8	120	MT2-APU8	164
-APU13	140	MT3-APU13	179
-APU16	150	-APU16	184
C25-APU13	161	MT4-APU13	202
-APU16	165	-APU16	207
C32-APU13	165		
-APU16	165		

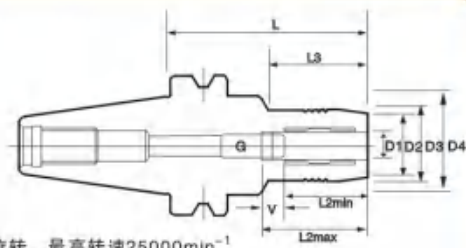
BT-HM 液压刀柄
BT-HM Hydraulic expansion chuck

BT-MX 后拉式刀柄
BT-MX Collet chuck

型号说明 Model explanation

BT40 HM 10 90

刀柄形状 从基准面开始的长度
夹头略号 最大把握直径

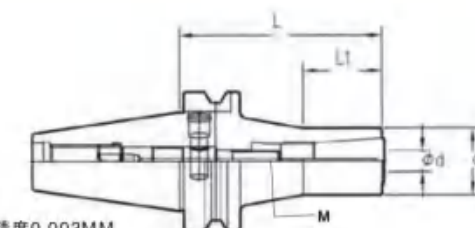


- 动平衡好、精度高，适合高速旋转，最高转速25000min⁻¹
- 适合精度加工使用。
- The transient equilibrium is good, the precision is high, suits the high speed revolving highest rotational speed 25000min⁻¹
- Suits the precision sizing use.

型号说明 Model explanation

BT40 MX 12 90

刀柄形状 从基准面开始的长度
夹头略号 最大把握直径



- 预设动平衡G2.5,30000min⁻¹
- 侧面锁紧，方便更实用，振动精度0.003MM
- Preinstall transient equilibrium G2.5,30000min⁻¹
- The side locking, facilitates is more practical, vibration precision 0.003MM

型号 Cat.No	尺寸 Size										筒夹 suitable Collet	G
	D1	D2	D3	D4	L	L2max	L2min	V	L3			
BT30 -HM6-70	6	26	29	44	70	37.5	27.5	10	23	--	M5	
-HM8-70	8	27	30	44	70	37.5	27.5	10	23	--	M6	
-HM10-75	10	29	32	44	75	42.5	32.5	10	42	--	M8×1	
-HM12-75,85	12	31	34	44	75,85	47.5	37.5	10	31.5	HM12	M10×1	
-HM14-85	14	33	36	44	85	47.5	37.5	10	44	--	M10×1	
-HM16-90	16	36	40	44	90	52.5	42.5	10	46	--	M10×1	
-HM18-90	18	38	42	44	90	52.5	42.5	10	46	--	M10×1	
-HM20-90	20	40	44	44	90	52.5	42.5	10	46	HM20	M10×1	
BT40-HM6-65,90,140	6	26	29	49.5	65,90,140	37.5	27.5	10	23,38,38	--	M5	
-HM8-65,90,140	8	27	30	49.5	65,90,140	37.5	27.5	10	23,40,40	--	M6	
-HM10-65,90,140	10	29	32	49.5	65,90,140	42.5	32.5	10	23,42,42	--	M8×1	
-HM12-65,90,140	12	31	34	49.5	65,90,140	47.5	37.5	10	23,44,44	--	M8×1	
-HM14-65,95,135	14	33	36	49.5	65,95,135	47.5	37.5	10	23,44,44	HM12	M10×1	
-HM16-65,90,140	16	36	40	49.5	65,90,140	52.5	42.5	10	23,46,46	--	M10×1	
-HM18-65,95,135	18	38	42	49.5	65,95,135	52.5	42.5	10	23,46,46	--	M10×1	
-HM20-65,90,140	20	40	44	49.5	65,90,140	52.5	42.5	10	23,31.5,48	HM20	M10×1	
-HM25-100,135	25	55	60	49.5	100,135	61.0	51	10	73	--	M16×1	
-HM32-105,135	32	58	63	49.5	105,135	61.0	65	10	78	HM32	M16×1	
BT50-HM6-90,120,140	6	26	29	49.5	90,120,140	37.5	27.5	10	30,38,38	--	M5	
-HM8-90,120,140	8	27	30	49.5	90,120,140	37.5	27.5	10	30,40,40	--	M6	
-HM10-90,120,140	10	29	32	49.5	90,120,140	42.5	32.5	10	40,42,42	--	M8×1	
-HM12-90,120,140	12	31	34	49.5	90,120,140	47.5	37.5	10	30,44,44	HM12	M8×1	
-HM14-90,120,140	14	33	36	63	90,120,140	47.5	37.5	10	30,44,44	--	M10×1	
-HM16-90,120,140	16	36	40	63	90,120,140	52.5	42.5	10	30,46,46	--	M10×1	
-HM18-90,120,140	18	38	42	63	90,120,140	52.5	42.5	10	30,46,46	--	M10×1	
-HM20-90,120,140	20	40	44	-	90,120,140	52.5	42.5	10	30,48,48	HM20	M10×1	
-HM25-105,150	25	55	60	-	105,150	61.0	51	10	67	--	M16×1	
-HM32-115,150	32	58	63	-	115,150	65.0	55	10	77,112	HM32	M16×1	

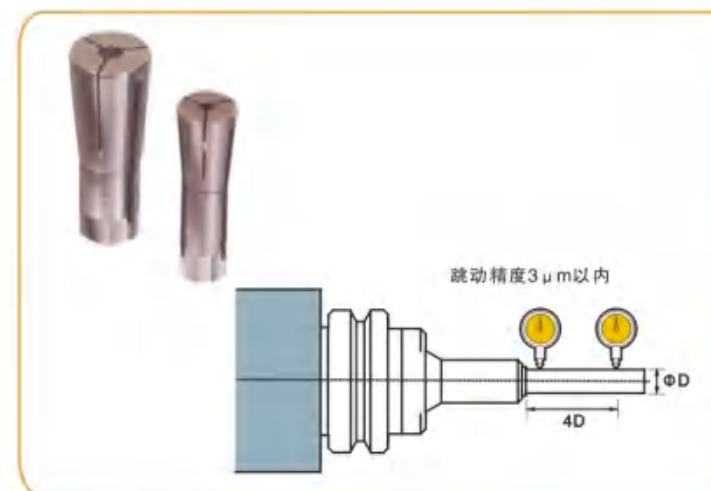
- 订购刀柄配送扳手一支。
- 不附带筒夹，请使用液压专用筒夹。
- 不附带拉钉。
- 夹具切削工具时，φ6-φ32切削工具柄部要使用能插入工具公差h6以内的切削工具。
- Order tilt allocation spanner.
- Does not supplement the collet, the collet invites the hydraulic pressure knife special-purpose collet.
- Does not supplement the puller bolt to select.
- When jig cutting tool, φ6-φ32the cutting tool handle department must use can insert in tool common

型号 Cat.No	尺寸 Size					重量 Weight (KG)
	D	L	C	L1	M	
BT30 -MX8-90	3.0-10.0	90	22	36	M8	0.6
-MX12-105	3.0-12.0	105	30	35	M12	0.7
BT40 -MX8-85	3.0-10.0	85	22	36	M8	1.2
-MX8-105	3.0-10.0	105	22	40	M8	1.5
-MX8-120	3.0-10.0	120	22	43	M8	1.9
-MX12-90	3.0-12.0	90	30	35	M12	1.2
-MX12-105	3.0-12.0	105	30	40	M12	1.6
-MX12-120	3.0-12.0	120	30	43	M12	1.9
BT50 -MX8-105	3.0-10.0	105	22	40	M8	4.1
-MX8-135	3.0-10.0	135	22	43	M8	4.4
-MX8-165	3.0-10.0	165	22	35	M8	4.8
-MX12-105	3.0-12.0	105	30	40	M12	4.5
-MX12-135	3.0-12.0	135	30	40	M12	4.8
-MX12-165	3.0-12.0	165	30	40	M12	5.1

- 全系列可选购中心通油型。
- 迷你小径刀柄扳手，不带套筒，带筒请另订购。

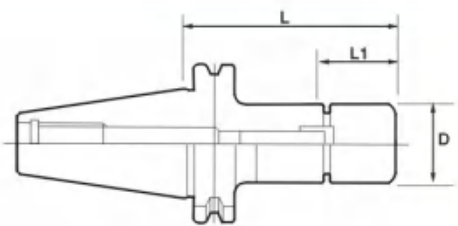
- The entire series may select and purchase the center to pass the oil type.
- The miniature trail tilt belt spanner, does not bring the sleeve, the sleeve please to order separately buys.

MS 筒夹
MS collet



型号 Cat.No		标准 STANDARD	精密 PCLASS
MX8-3	MX12-4		
-4	-5		
-5	-6	0.005	0.003
-6	-8		
-8	-10		
-10	-12		

ISO-GER 高速ER刀柄
ISO-GER High speed er collet chuck



型号说明 Model explanation

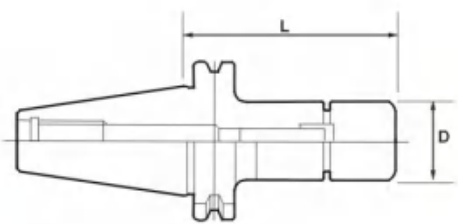
ISO25 GER 20 45

刀柄形状 夹头略号 从基准面开始的长度 最大把握直径

● 预设动平衡, 最高可连40000min⁻¹
● Preinstall transient equilibri, high40000min⁻¹

型号 Cat.No		尺寸 Size			螺母 Nut	筒夹 suitable Collet	扳手 suitable spanner	把握直径 Chuching Dia
		D	L1	L				
ISO20	ISO20-GER16-45	30	25	45	GER16	ER16	GER16	1~10
ISO25	ISO25-GER20-45	35	27	45	GER20	ER20	GER20	1~13
ISO30	ISO30-GER16-60	30	25	60	GER16	ER16	GER16	1~10
	-GER25-60	40	30	60	GER25	ER25	GET25	1~16

ISO-GSK 弹性刀柄
ISO-GSK Flexible Shank



型号说明 Model explanation

ISO25 GSK 10 35

刀柄形状 夹头略号 从基准面开始的长度 最大把握直径

● 预设动平衡, 最高可连40000min⁻¹
● Preinstall transient equilibri, high40000min⁻¹

型号 Cat.No		尺寸 Size		最高旋转数 MAX.min-1	螺母 Nut	筒夹 suitable Collet	扳手 suitable spanner	把握直径 Chuching Dia
		D	L1					
ISO20	ISO20-GSK6-30	19.5	30	40000	GSK6	STK6	GSK6	0.7~6.0
	-GSK10-45	27.5	45	40000	GSK10	STK10	GSK10	1.75~10.0
ISO25	ISO25-GSK10-45	27.5	45	40000	GSK10	STK10	GSK10	1.75~10.0
ISO30	ISO30-GSK10-60	27.5	60	40000	GSK10	STK10	GSK10	1.75~10.0
	-GSK16-60	40	60	30000	GSK16	STK16	GSK16	2.75~16.0

无键槽锁刀座
Locks the tool apron without the key slot




型号
Cat.No

BT30
ISO20
ISO25
ISO30




C-FMA 直柄面铣刀杆 (英制)
C-FMA Face mill extension (English)



型号 Cat.No	尺寸 Size					
	d1	d2	D	L1	L	K
20 C20-FMA25.4-60	25.4	20	47	60	100	9.25
32 C32-FMA25.4-60 -FMA25.4-100 -FMA25.4-150 -FMA25.4-200	25.4	32	47	60	100	9.25
	25.4	32	47	100	140	9.25
	25.4	32	47	150	190	9.25
	25.4	32	47	200	240	9.25
42 C42-FMA25.4-60 -FMA25.4-100 -FMA25.4-150 -FMA25.4-200	25.4	42	47	60	100	9.25
	25.4	42	47	100	140	9.25
	25.4	42	47	150	190	9.25
	25.4	42	47	200	240	9.25

C-FMB 直柄面铣刀杆 (公制)
C-FMB Face mill extension (Metric)



型号 Cat.No	尺寸 Size					
	d1	d2	D	L1	L	K
20 C20-FMB22-60	22	20	47	60	98	10
32 C32-FMB22-60 -FMB22-100 -FMB22-150 -FMB22-200	22	32	47	60	98	10
	22	32	47	100	138	10
	22	32	47	150	188	10
	22	32	47	200	238	10
42 C42-FMB22-60 -FMB22-100 -FMB22-150 -FMB22-200 -FMB27-60 -FMB27-100 -FMB27-150 -FMB27-200	22	42	47	60	98	10
	22	42	47	100	138	10
	22	42	47	150	188	10
	22	42	47	200	238	10
	27	42	60	60	100	12
	27	42	60	100	140	12
27	42	60	150	190	12	
27	42	60	200	240	12	

ER延长杆 (A型·铣刀用)
ER Extension (A type·for miller)



型号 Cat.No	尺寸 Size				把握直径 Chucking Dia
	L	L1	D	d1	
C10-ER11-100A	121.6	21.6	19	10	1.0~7.0
C12-ER11-100A	121.6	21.6	19	12	1.0~7.0
C16-ER11-100A	121.6	21.6	19	16	1.0~7.0
C16-ER11-150A	171.6	21.6	19	16	1.0~7.0
C16-ER16-100A	135.1	35.1	20	16	1.0~10
C16-ER16-150A	185.1	35.1	20	16	1.0~10
C20-ER16-100A	135.1	35.1	20	20	1.0~10
C20-ER16-150A	185.1	35.1	20	20	1.0~10
C20-ER16-200A	235.1	35.1	20	20	1.0~10
C20-ER20-100A	135.1	40.5	25	20	1.0~13
C20-ER20-150A	185.1	40.5	25	20	1.0~13
C20-ER20-200A	235.1	40.5	25	20	1.0~13

ER延长杆 (A型·车床用)
ER Extension (A type·for lathe)



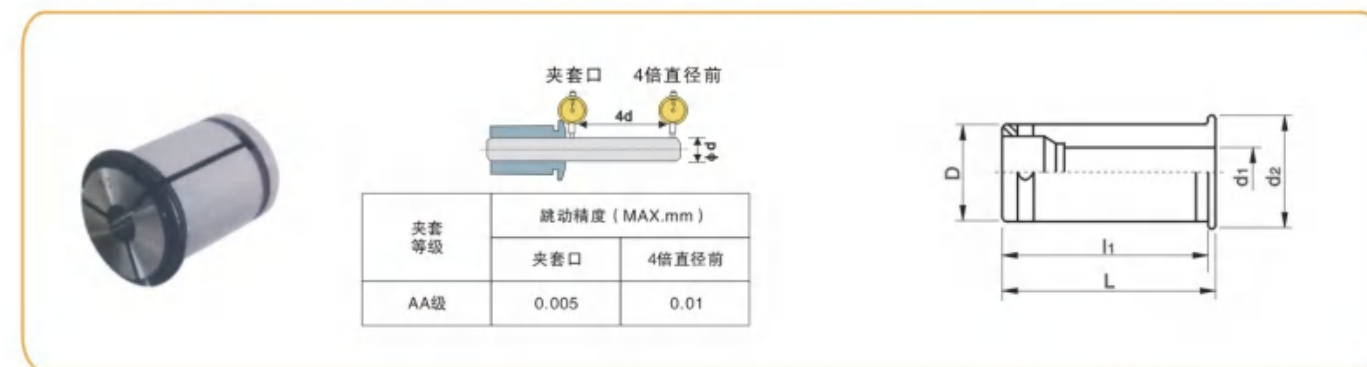
型号 Cat.No	尺寸 Size				
	L	L1	a	D	d
SL20-ER16-70A	100	30	19	28	20
SL20-ER20-70A	100	30	19	34	20
SL25-ER20-70A	100	30	24	34	25
SL20-ER11-70A	100	30	19	19	20
SL25-ER11-70A	100	30	29	19	25
SL20-ER16-70M	100	30	19	22	20
SL20-ER20-70M	100	30	19	28	20
SL25-ER20-70M	100	30	24	28	25

ER延长杆 (M/UM型)
ER Extension (M/UM type)




型号 Cat.No	尺寸 Size				把握直径 Chuching Dia
	L	L1	D	d1	
C10-ER8-100M	115.5	15.5	12	10	0.5~5.0
C10-ER8-150M	165.5	15.5	12	10	0.5~5.0
C12-ER11-100M	130.5	30.5	16	12	1.0~7.0
C12-ER11-150M	180.5	30.5	16	12	1.0~7.0
C16-ER16-100M	139.5	39.5	22	16	1.0~10.0
C16-ER16-150M	189.5	39.5	22	16	1.0~10.0
C16-ER16-200M	239.5	39.5	22	16	1.0~10.0
C20-ER16-100M	139.5	39.5	22	20	1.0~10.0
C20-ER16-150M	189.5	39.5	22	20	1.0~10.0
C20-ER16-200M	239.5	39.5	22	20	1.0~10.0
C20-ER20-100M	144.5	44.5	28	20	1.0~10.0
C20-ER20-150M	194.5	44.5	28	20	1.0~10.0
C20-ER20-200M	244.5	44.5	28	20	1.0~10.0
C25-ER25-100UM	152	52	42	25	2.0~16.0
C25-ER25-150UM	202	52	42	25	2.0~16.0
C32-ER25-100UM	155	52	42	32	2.0~16.0
C32-ER25-150UM	202	52	42	32	2.0~16.0
C32-ER32-100UM	155	55	50	32	3.0~20.0
C32-ER32-150UM	205	55	50	32	3.0~20.0
C32-ER32-200UM	255	55	50	32	3.0~20.0

强力筒夹
Power milling



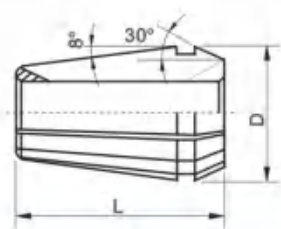
规格 Taper	型号 Cat.No	尺寸 Size			
		D	d2	L	L1
C20	3,4,5,6,8,10,12,16	20	25	52.5	49
C25	6,8,10,12,16,20	25	30	59	56
C32	6,8,10,12,16,20,25,15,19,24	32	37.5	65	67.4
C32	1/4,5/16,3/8,1/2,3/4,5/8,1"	32	37.5	65	67.4
C42	6,8,10,12,16,20,25,32, 15,19,24	42	47	80	76
C42	1/4,5/16,3/8,1/2,5/8,3/4,1"	42	47	80	76

OZ弹性筒夹
OZ Spring collets



规格 Taper	型号 Cat.No
OZ-25	6,8,10,12,16,20,25MM
	3,4,5,7,9,11,13,18MM
OZ-25	1/8", 3/16", 1/4", 5/16", 3/8", 7/16", 1/2", 9/16"
	5/8", 11/16", 3/4", 13/16", 7/8", 15/16", 1"

ER 弹性筒夹 ER Spring collets

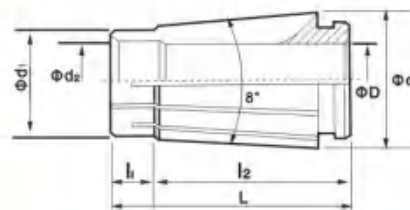


规格 Tper	D	L	RANGE
ER8	8.5	13.5	0.5
ER11	11.5	18	0.5
ER16	17	27.5	1.0
ER20	21	31.5	1.0
ER25	26	34	1.0
ER32	33	40	1.0
ER40	41	46	1.0

夹套等级	跳动精度 (MAX.mm)	
	夹套口	4倍直径前
A级	0.005	0.01
普通级	0.01	0.015

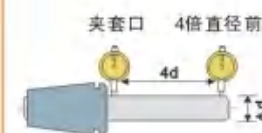


SD 筒夹 SD Collet



规格 Tper	φD	L	φC	L1	H
SD6	7.5	25	10	17.6	3.8
SD10	12	30.5	15	21.3	5
SD16	18.8	45	24	32	8
SD25	28.9	57	35	43	8.5

夹套等级	跳动精度 (MAX.mm)	
	夹套口	4倍直径前
A级	0.001	0.005
普通级	0.005	0.01

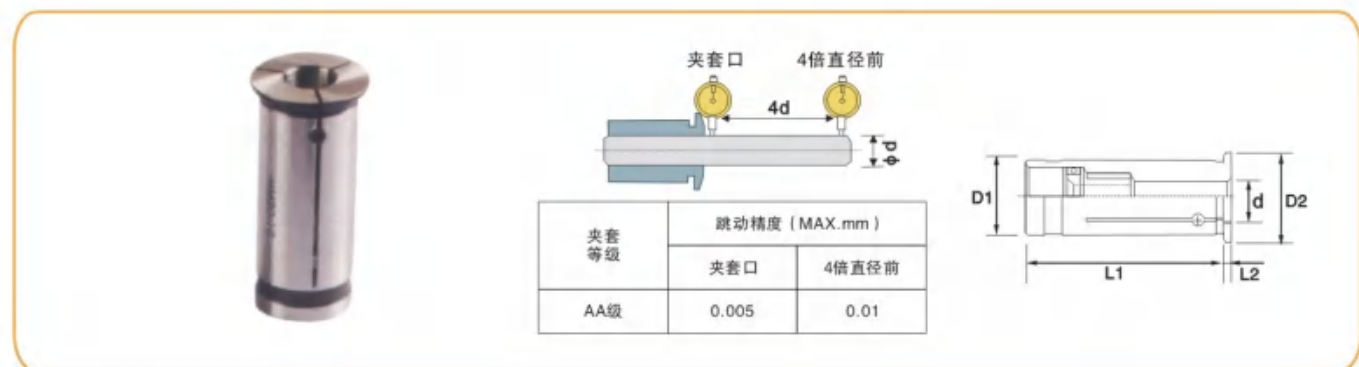


ER8		ER16		ER25		ER32		ER40	
型号 Cat.No	夹持 Clamping	型号 Cat.No	夹持 Clamping	型号 Cat.No	夹持 Clamping	型号 Cat.No	夹持 Clamping	型号 Cat.No	夹持 Clamping
0.5	0.5	1.0	0.5~1.0	2.0	1.0~2.0	3.0	2.0~3.0	6.0	5.0~6.0
1.0	0.5~1.0	2.0	1.0~2.0	3.0	2.0~3.0	4.0	3.0~4.0	7.0	6.0~7.0
1.5	1.0~1.5	3.0	2.0~3.0	4.0	3.0~4.0	5.0	4.0~5.0	8.0	7.0~8.0
2.0	1.5~2.0	4.0	3.0~4.0	5.0	4.0~5.0	6.0	5.0~6.0	9.0	8.0~9.0
2.5	2.0~2.5	5.0	4.0~5.0	6.0	5.0~6.0	7.0	6.0~7.0	10.0	9.0~10.0
3.0	2.5~3.0	6.0	5.0~6.0	7.0	6.0~7.0	8.0	7.0~8.0	11.0	10.0~11.0
3.5	3.0~3.5	7.0	6.0~7.0	8.0	7.0~8.0	9.0	8.0~9.0	12.0	11.0~12.0
4.0	3.5~4.0	8.0	7.0~8.0	9.0	8.0~9.0	10.0	9.0~10.0	13.0	12.0~13.0
4.5	4.0~4.5	9.0	8.0~9.0	10.0	9.0~10.0	11.0	10.0~11.0	14.0	13.0~14.0
5.0	4.5~5.0	10.0	9.0~10.0	11.0	10.0~11.0	12.0	11.0~12.0	15.0	14.0~15.0
ER11		ER20		12.0	11.0~12.0	13.0	12.0~13.0	16.0	15.0~16.0
ER11		ER20		13.0	12.0~13.0	14.0	13.0~14.0	17.0	16.0~17.0
ER11		ER20		14.0	13.0~14.0	15.0	14.0~15.0	18.0	17.0~18.0
ER11		ER20		15.0	14.0~15.0	16.0	15.0~16.0	19.0	18.0~19.0
1.0	0.5~1.0	1.0	0.5~1.0	16.0	15.0~16.0	17.0	16.0~17.0	20.0	19.0~20.0
1.5	1.0~1.5	2.0	1.0~2.0			18.0	17.0~18.0	21.0	20.0~21.0
2.0	1.5~2.0	3.0	2.0~3.0			19.0	18.0~19.0	22.0	21.0~22.0
2.5	2.0~2.5	4.0	3.0~4.0			20.0	19.0~20.0	23.0	22.0~23.0
3.0	2.5~3.0	5.0	4.0~5.0					24.0	23.0~24.0
3.5	3.0~3.5	6.0	5.0~6.0					25.0	24.0~25.0
4.0	3.5~4.0	7.0	6.0~7.0					26.0	25.0~26.0
4.5	4.0~4.5	8.0	7.0~8.0						
5.0	4.5~5.0	9.0	8.0~9.0						
5.5	5.0~5.5	10.0	9.0~10.0						
6.0	5.5~6.0	11.0	10.0~11.0						
6.5	6.0~6.5	12.0	11.0~12.0						
7.0	6.5~7.0	13.0	12.0~13.0						

型号 Cat.No	夹持 Clamping	型号 Cat.No	夹持 Clamping	型号 Cat.No	夹持 Clamping	型号 Cat.No	夹持 Clamping
SD6-0.8	0.7~0.8	SD10-2.0	1.75~2.0	SD16-3.0	2.75~3.0	SD25-16.5	16.0~16.5
SD6-1.0	0.9~1.0	SD10-2.25	2.0~2.25	SD16-3.5	3.0~3.5	SD25-17.0	16.5~17.0
SD6-1.25	1.1~1.25	SD10-2.5	2.25~2.5	SD16-4.0	3.5~4.0	SD25-17.5	17.0~17.5
SD6-1.5	1.25~1.5	SD10-2.75	2.5~2.75	SD16-4.5	4.0~4.5	SD25-18.0	17.5~18.0
SD6-1.75	1.5~1.75	SD10-3.0	2.8~3.0	SD16-5.0	4.5~5.0	SD25-18.5	18.0~18.5
SD6-2.0	1.75~2.0	SD10-4.0	3.0~3.5	SD16-5.5	5.0~5.5	SD25-19.0	18.5~19.0
SD6-2.25	2.0~2.25	SD10-4.5	3.5~4.0	SD16-6.0	5.5~6.0	SD25-19.5	19.0~19.5
SD6-2.5	2.25~2.5	SD10-5.0	4.5~5.0	SD16-6.5	6.0~6.5	SD25-20.0	19.5~20.0
SD6-2.75	2.5~2.75	SD10-5.5	5.0~5.5	SD16-7.0	6.5~7.0	SD25-20.5	20.0~20.5
SD6-3.0	2.8~3.0	SD10-6.0	5.5~6.0	SD16-7.5	7.0~7.5	SD25-21.0	20.5~21.0
SD6-3.5	3.0~3.5	SD10-6.5	6.0~6.5	SD16-8.0	7.5~8.0	SD25-21.5	21.0~21.5
SD6-4.0	3.5~4.0	SD10-7.0	6.5~7.0	SD16-8.5	8.0~8.5	SD25-22.0	21.5~22.0
SD6-4.5	4.0~4.5	SD10-7.5	7.0~7.5	SD16-9.0	8.5~9.0	SD25-22.5	22.0~22.5
SD6-5.0	4.5~5.0	SD10-8.0	7.5~8.0	SD16-9.5	9.0~9.5	SD25-23.0	22.5~23.0
SD6-5.5	5.0~5.5	SD10-8.5	8.0~8.5	SD16-10.0	9.5~10.0	SD25-23.5	23.0~23.5
SD6-6.0	5.5~6.0	SD10-9.0	8.5~9.0	SD16-10.5	10.0~10.5	SD25-24.0	23.5~24.0
		SD10-9.5	9.0~9.5	SD16-11.0	10.5~11.0	SD25-24.5	24.0~24.5
			9.5~10.0	SD16-11.5	11.0~11.5	SD25-25.0	24.5~25.0
				SD16-12	11.5~12.0	SD25-25.4	25.0~25.4
				SD16-12.5	12.0~12.5		
				SD16-13	12.5~13.0		
				SD16-13.5	13.0~13.5		
				SD16-14.0	13.5~14.0		
				SD16-14.5	14.0~14.5		
				SD16-15.0	14.5~15.0		
				SD16-15.5	15.0~15.5		
				SD16-16.0	15.5~16.0		

液压筒夹
Hydraulic collet

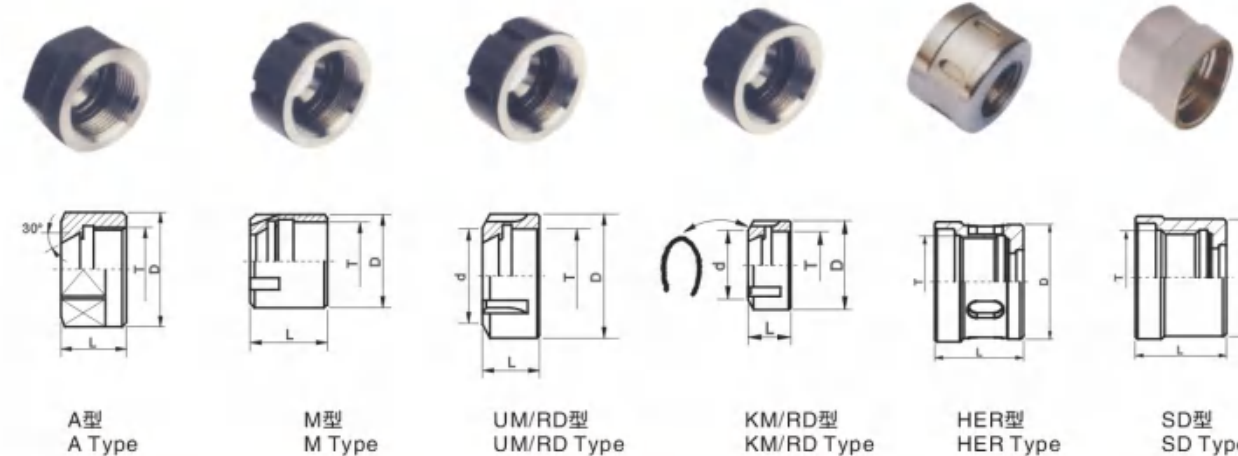
螺帽
Clamping nut



型号 Cat.No	尺寸 Size					
	D1	D2	L1	L2	d	
HM12	HM12-3	12	16	44.5	2	3
	-4	12	16	44.5	2	4
	-5	12	16	44.5	2	5
	-6	12	16	44.5	2	6
	-7	12	16	44.5	2	7
	-8	12	16	44.5	2	8
HM20	HM20-3	20	24	50.5	2	3
	-4	20	24	50.5	2	4
	-5	20	24	50.5	2	5
	-6	20	24	50.5	2	6
	-7	20	24	50.5	2	7
	-8	20	24	50.5	2	8
	-9	20	24	50.5	2	9
	-10	20	24	50.5	2	10
	-11	20	24	50.5	2	11
	-12	20	24	50.5	2	12
	-13	20	24	50.5	2	13
	-14	20	24	50.5	2	14
	-15	20	24	50.5	2	15
	-16	20	24	50.5	2	16
	-17	20	24	50.5	2	17
HM32	HM32-6	32	36	60.5	3	6
	-8	32	36	60.5	3	8
	-10	32	36	60.5	3	10
	-12	32	36	60.5	3	12
	-14	32	36	60.5	3	14
	-16	32	36	60.5	3	16
	-18	32	36	60.5	3	18
	-20	32	36	60.5	3	20
	-25	32	36	60.5	3	25

●采用直身设计
适用于液压刀柄

● Uses the straight body design
Is suitable for the hydraulic pressure hilt



样式 Manner	型号 Cat.No	尺寸 Size			
		D	d	L	T
A	ER11A-LM	19	17	11.3	M14×0.45P
	ER16A-LM	28	25	17.5	M22×1.5P
	ER20A-LM	34	30	19	M25×1.5P
M	ER8M-LM	12	-	10.8	M10×0.75P
	ER11M-LM	16	-	12	M13×0.75P
	ER16M-LM	22	-	18	M19×1.0P
	ER20M-LM	28	-	19	M24×1.0P
	ER25M-LM	35	-	20	M30×1.0P
	ER25UM-LM	42	29	20	M32×1.5P
UM/RD	ER32UM-LM	50	38.5	22.5	M40×1.5P
	ER40UM-LM	63	48.3	22.5	M50×1.5P
	ER50UM-LM	78	59	35.5	M64×2.0P
KM/RD	ER25KM-LM	42	29	22.5	M32×1.5P
	ER32KM-LM	50	38.5	26	M40×1.5P
	ER40KM-LM	63	48.3	29	M50×1.5P
HER	ER50KM-LM	78	59	40	M64×2.0P
	HER16-LM	32	26	18	M22×1.5P
	HER20-LM	36	30	20	M25×1.5P
SD	HER25-LM	42	36	22.5	M32×1.5P
	HER32-LM	50	44	25	M40×1.5P
	SD6-LM	20	-	21	M15×1.0P
	SD10-LM	27	-	24	M22×1.0P
	SD16-LM	40	-	31	M32×1.5P
	SD25-LM	55	-	37	M45×2.0P

ER型扳手
ER Spanner



CODE NO	D	L	N
ER11A-BS	ER11	32.0	95
ER16A-BS	ER16	44.0	144
ER20A-BS	Er20	52.5	144



CODE NO	MODEL	A	B
ER25UM-BS	ER25	65	210
ER32UM-BS	ER32	75	250
ER40UM-BS	ER40	90	290
ER50UM-BS	Er50	110	350



CODE NO	MODEL	A	B
ER8M-BS	ER8	12.0	90
ER11M-BS	ER11	16.8	90
ER16M-BS	ER16	22.5	110
ER20M-BS	ER20	29.0	120
ER25M-BS	ER25	36.0	130



型号 Cat.No	SD6-BS	SD10-BS	SD16-BS	SD25-BS
专用螺帽	SD6-LM	SD10-LM	SD16-LM	SD25-LM

C型扳手
C Spanner

型号 Cat.No	使用范围 Use scope	L	B	C	I
C20-BS	50-55	260	46	50-55	52
C32-BS	80-90	272	64	80-90	67
C42-BS	92-98	285	65	92-98	90



OZ型扳手
OZ Spanner

型号 Cat.No	D1	规格 Taper
OZ25-BS	60	OZ25
OZ32-BS	76	OZ32



ES 警示鸣音光电寻边器
ES Electronic edge finder with led and beep



型号 Cat.No	柄径 Handle diameter	长度 Length	侧头 Gauge head
ES-20	20Φ	160	10Φ
ES-32	32Φ	160	10Φ

OP 光电式寻边器
OP Electronic edge finder with led and beep



型号 Cat.No	柄径 Handle diameter	长度 Length	侧头 Gauge head
OP-20	20Φ	160	10Φ
OP-32	32Φ	155	10Φ

ME 偏心式寻边器
ME Rotary edge finder



型号 Cat.No	柄径 Handle diameter	长度 Length	侧头 Gauge head	测径 Diameter
ME-610	10	65	±0.005	6Φ
ME-420	10	90	±0.002	4Φ 10Φ
ME-1020	10	90	±0.002	10Φ
ME-1020×3/8	3/8	90	±0.002	10Φ
ME-420×3/8	3/8	90	±0.002	40Φ 10Φ

HME 超硬膜偏心式寻边器 (无磁)
HME Rotary edge finder



型号 Cat.No	柄径 Handle diameter	长度 Length	侧头 Gauge head
HME-420	4Φ 10Φ	90	±0.002
HME-1020	10Φ	90	±0.002

ZDI-50 量表式Z轴设定器 (有磁性)
Z-Axis zero presetter(magnetic)



型号 Cat.No	型式 Pattern	总高度 Gross altitude
ZDI-50A	量表式 (内藏)	50
ZDI-100A	量表式 (内藏)	100

ZOP-50 光电式Z轴设定器
ZOP-50 electro-optical type Z axis hypothesis



型号 Cat.No	型式 Pattern	总高度 Gross altitude
ZOP-50	光电式	50

测试棒
Test bar



型号 Cat.No
BT30-TA250
BT40-TA300
BT50-TA400

锁刀座
Toll locking fixture



型号 Cat.No
BT30-S30
BT40-S40
BT50-S50
HSK63A-S63
HSK80A-S80

清洁棒
Spindle taper wiper



型号 Cat.No	重量 (KGS)
BT30-W30	0.05
BT40-W40	0.06
BT50-W50	0.13

万能夹具组
Omnipotent accessories group



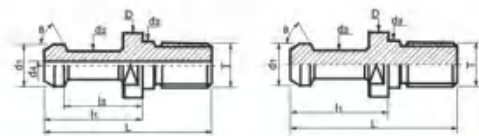
型号 Cat.No
CA-12-58P
CA-16-58P
PA-1/2-58P
PA-5/8-58P

刀具管理车
Toll trolley



型号 Cat.No	每排数 Each row of number
BT30-TC-30	4×7=28
TC-35	4×7=28
BT40-TC-40	4×7=28
TC-45	4×6=24
BT50-TC-50	4×5=20

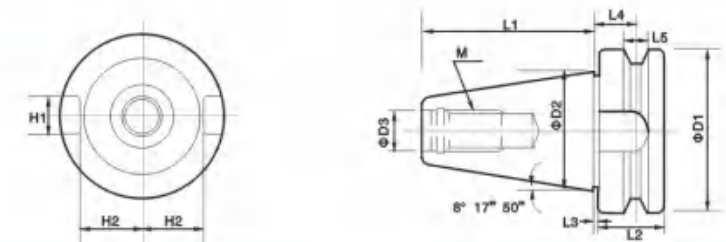
拉钉 Puller ball



型号 Cat.No	D	d	D1	D2	L	E	G	Q	形式 Form	备注 Note
PS-1	15	23	17	10	60	35	M16	45	BT40-1标准型	MAS P40T-1
PS-2	15	23	17	10	60	35	M16	60	BT40-2标准型	MAS P40T-2
PS-3	19	31	21	14	70	40	M20	45	BT45-1标准型	MAS P45T-1
PS-4	19	31	21	14	70	40	M20	60	BT45-2标准型	MAS P45T-2
PS-5	23	38	25	17	85	45	M24	45	BT50-1标准型	MAS P50T-1
PS-6	23	38	25	17	85	45	M24	60	BT50-2标准型	MAS P50T-2
PS-16	11	16.5	12.5	7	43	23	M12	45	BT30-1标准型	MAS P30T-1
PS-17	11	16.5	12.5	7	43	23	M12	60	BT30-2标准型	MAS P30T-2
PS-18	13	20	28	8.5	48	28	M24	45	BT35-1标准型	MAS P35T-1
PS-19	13	20	28	8.5	48	28	M24	60	BT35-2标准型	MAS P35T-2
PS-5F	23	38	28	17	85	45	M24	45	BT50-1	PS-5端面研磨
PS-6F	23	38	28	17	85	45	M24	60	BT50-2	PS-6端面研磨
PS-50	23	38	28	17	110	70	M24	45	BT50	
PS-53	23	38	26.187	17	85.2	45.2	1-8UNC	45	CAT50U	
PS-63	23	38	26	17	85.2	45	1-8UNC	60	CAT50U	
PS-70	19	23	17	14	60	35	M16	45	BT40	
PS-72	15	23	16.281	10	57.15	32.15	5/8-11UNC	45	CAT40U	
PS-0	23	38	25	17	85	45	M24	90	BT50-90型	
PS-08-1	15	23	17	10	60	35	M16	90	BT40-90型	
PS-P	24	36	25	18	71	31	M24	90	BT50三井精机	
PS-P5-1	15	23	17	10	50	25	M16	90	BT40三井精机	
PS-P10	11	16	12.5	7	40	20	M12	90	BT30三井精机	
PS-U2	13.7	20	13	8.9	53	28	M24	60	BT35松浦机械	
PS-G4	23	38	25	17	85	45	M24	90	BT50马扎克	
PS-G5	15	23	17	10	54.6	29.6	M16	90	BT40马扎克	
PS-G45	28.956	37	25	20.828	65.2	25.2	M24	45	BT50马扎克端面研磨	PS-G41无孔
PS-G58	18.796	22	17	12.446	44.1	19.106	M16	45	BT40马扎克端面研磨	PS-G51无孔
PS-G60	18.796	21.8	16.281	12.446	41.256	16.256	5/8-11UNC	45	CAT40U 大限	
PS-019	23	38	-	17	85	45.2	1-8UNC	90	CAT50U	
PS-047	23	38	25	17	85	45	M24	90	IT50森精机	
PS-P13	24	36	-	18	71	31	1-8UNC	90	CAT50U三井精机	
PS-H30	15	23	16.281	10	57.2	32.2	5/8-11UNC	45	CAT40U日立精机	
PS-B1	22	38	25	16	112	72	M24	60	BT50大限	
PS-809	28	23	17	21	74	34	M24	75	BT50端面研磨	JIS-B6339-89
PS-805	19	23	17	14	54	29	M16	75	BT40端面研磨	JIS-B6339-89
PS-801	12	16.5	12.5	8	43	23.4	M12	75	BT30端面研磨	JIS-B6339-89
PS-J	14	20	13	-	45	23	M12	90	BT35北村机械	
PS-M10	14	16	12.5	10	40	22	M12	45	CAT30S牧野精机	
PS-R3	10	18	13	7	43	25	M12	45	BT35碌碌产业	
PS-C	21	39	25	15	105.1	63.1	M24	45	BT50日立精工	
PS-301	15	23	17	11	60	35	M16	60	BT40津上	
PS-Q3	16	16.5	12.5	2.5	31.8	11.8	M12	45	BT30	
PS-BR*1	7	10	6.5	4	28	17	M6	45	BT15兄弟工业	
PS-81	12	16.5	12.5	8	44	24	M12	R4	BT30CKD用	DIN69872-B-1988
PS-581	28	36	25	21	74	34	M24	75	IT50	DIN69872-A-1988
PS-302	19	23	17	14	54	26	M16	75	IT40	DIN69872-A-1988
PS-122	13	17	13	9	44	24	M12	75	IT30	
PS-S27	18.95	22.5	17	12.925	44.25	19.25	M16	45	BT15新日本工机	

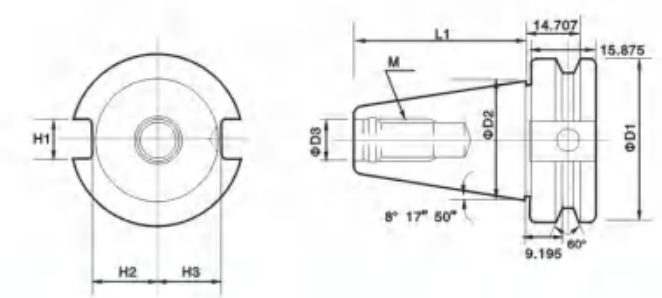
- 中心通油型机床在使用无中心孔拉钉时, 请使用端面研磨拉钉。
- 拉钉一体弄及PS-BR拉钉推荐使用BT15细杆刀柄。
- 需要附ID的拉钉时, 请在型号后加ID表示例: PS-6-IDB。
- PS-814废除统一用PS-805, PS-P5废除统一用PS-P5-1。
- PS-08废除统一用PS-08-1。
- The center passes the oil-type engine bed when uses the non-center bore puller ball, please do use the end surface to grind the puller ball.
- When needs to attach ID the puller ball, please at model add-on ID table demonstration: PS-6-IDB.
- Puller ball body makes and the PS-BR puller ball recommendation uses BT15 thin pole hit.
- PS-814 abolishes the unification to use PS-805, PS-P5 abolishes the unification to use PS-P5-1.
- PS-08 abolishes the unification to use PS-08-1.

BT锥柄规格尺寸 BT bit holder specification size



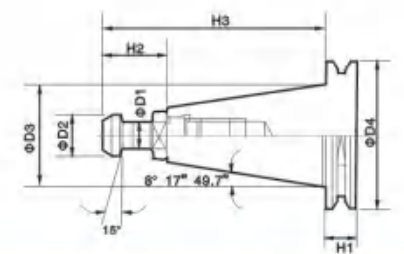
BT.NO	ΦD1	ΦD2	ΦD3	L1	L2	L3	L4	L5	H1	H2	M
BT30	46	31.75	12.5	48.4	20	3	13.6	8	16.1	16.3	M12
BT40	63	44.45	17	65.4	25		16.6	10		22.6	M16
BT50	100	69.85	25	101.8	35	2	23.2	15	25.7	35.4	M24

CAT锥柄规格尺寸 CAT bit holder specification size



CAT.NO	ΦD1	ΦD2	ΦD3	L1	H1	H2	H3	M
CAT40	63.5	44.45	16.28	68.25	16.28	22.6	25.02	5/8" -11UNC
CAT50	98.43	69.85	26.38	101.6	305.31	35.31	37.72	1" -8UNC

ISO锥柄规格尺寸 ISO bit holder specification size



ISO.NO	D1	D2	D3	D4	H1	H2	H3
ISO20	6	9	22.225	33	8	12	45.3
ISO25	7	10	25.4	37	8	16	55.7
ISO30	9	13	31.75	50	15.9	24	71.8